(上海)臺星傳動科技有限公司
SHANGHAI TAIXING DRIVE TECHNOLOGY CO., LTD.
地址:上海江宁路1251弄3-7F
电话:0086-21-62775143　传真:0086-21-62773414
Add:3-7F No.1251 Jiangninglu Shanghai China
Tel:0086-21-62775143　Fax: 0086-21-62773414
Http://www.sh-tx.cn

佳祥广告公司 设计制作
021-61235035 61235036

Shanghai
TAIXING DRIVE
Technology Co., Ltd.

臺星傳動

TAIXING
www.sh-tx.cn

Shanghai TAIXING Drive technology co., ltd.

· ISO9001 国际质量体系认证
· international quality system certificate

★树企业形象，创优质品牌，……

About Us

关于我们

(上海)台星传动科技有限公司是生产减速机、变速机等传动设备的专业制造商。公司一直致力于传动产品的研制和生产，产品在国际市场享有很高的声誉，在动力传输领域有极高的知名度。

公司拥有世界先进的加工机床与检测设备、雄厚的技术力量，为用户提供高品质的产品。主要产品有P系列行星齿轮减速机、K系列斜齿轮—螺旋伞齿轮减速机、T系列螺旋伞齿轮转向箱、R系列硬齿面齿轮减速机、F系列平行轴减速机、S系列斜齿轮––蜗轮减速机、H、B系列硬齿面工业齿轮箱、NMRV蜗轮减速机等各系列产品，主要零部件硬齿面齿轮采用渗碳淬火热处理，磨齿加工精度5级，确保产品的可靠性及低噪音。

台星产品具有高强度、体积小、噪音低、传动扭矩大等特点，广泛应用于环保工程、啤酒饮料、纺织印染、石化、轻工、钢铁冶金、仓库物流、立体车库等行业。

Shanghai Taixing Driving Science & Technology Co., Ltd is a professional manufacturer specialized in producing reductor, transmission and etc. driving equipment. Our company always engages in researching and producing driving product and our product has higher report in international market, what"more, our product is well–known at driving trasmission field.

We offer high grade product for client because of our international advanced processing machine tool & testing equipment and strong technology force. Our main products are P Series Gear Speed Reducer,K series bevel wheel––screw–and–nut steering gear reductor, T series screw–and–nut steering gear turning case, R series hard tooth gear reductor, F series parallel–axis reductor, S series bevel wheel––worm wheel reductor, H series hard tooth industrial gear case, NMRV worm wheel reductor and so on. The main parts adopt cementite quenching heat treatment and the processing precision of grinding gear is five grade which lead our product with high security and low noise.

Taixing product has high strength, small volume, low noise, big driving distance and etc. characteristics which is widely used to environment protective project, beer & beverage, weave, printing & dyeing, light industry and etc. Callings.

TAIXING
www.sh-tx.cn

先进的制造设备

Advanced manufacturing equipment

Superior quality is originated from advanced manufacturing technology. with the use of advanced production and technical equipments, Taixing products are given good quality and individualized design to fully meet and lead the requirements of industrial modernization.

优良的品质，源于制造工艺的先进。台星拥有先进的生产技术和设备，使产品内在品质与外在个性化设计紧密结合，完美满足并引领工业现代化的需要。

TAIXING

www.sh-tx.cn

Content 目录

Shanghai Taixing Drive Technology Co., Ltd.

科技创造完美
TECHNOLOGY BRINGS PERFECTION

R SERIES

Helical Gear Reductor

R系列斜齿轮硬齿面减速机

- 输出转速：0.16~1028r/min — OUTPUT SPEED:0.16~1028r/min
- 输出转矩：最大18000Nm — OUTPUT TOROUE:UP TO18000Nm
- 电机功率：0.18~160kw — MOTOR POWER:0.18~160KW
- 安装形式：底脚安装/法兰安装 — MOUNTED FORM: Foot–mounted and flangemounted mounting



※R系列减速机有以下设计方案 R series gear units are available in the following designs:

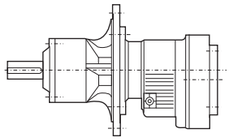

RM...
搅拌机专用减速机
Specially for stirrer drives

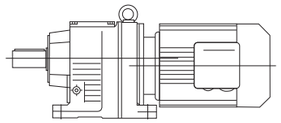

R...Y...
底脚轴式安装斜齿轮减速机
Foot-mounted helical gear units with solid shatf

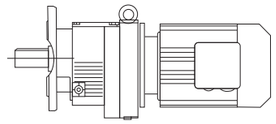

RF...Y...
法兰轴伸式安装斜齿轮减速机
Flange-mounted helical gear units with solid shaft

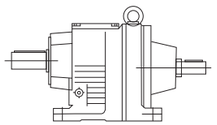

RS...
底脚轴伸式安装，轴输入的斜齿减速机
Foot-mounted,shaft input helical gear units with solid shaft

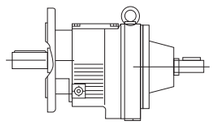

RFS...
法兰轴伸式，轴输入为斜齿减速机
Flange-mounted,shaft input helical gear units with solid shaft

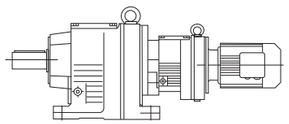

R...RF...Y...
底脚轴伸式安装组合型斜齿轮减速机
Foot-mounted combinatorial helical gear units with solid shaft

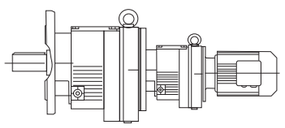

RF...RF...Y
法兰轴伸式组合型斜齿轮减速机
Flange-mounted combinatorial helical gear units with solid shaft

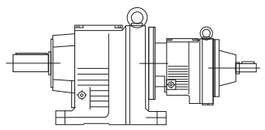

RS...RF...
底脚轴伸式安装组合型，轴输入的斜齿轮减速机
Foot-mounted combinatorial,shaft input helical gear units with solid shaft

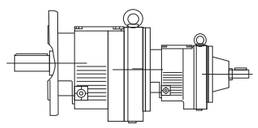

RFS...R F...
法兰轴伸式组合型，轴输入的斜齿轮减速机
Flange-mounted combinatorial,shaft input helical units with solid shaft

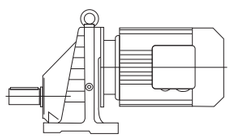

RX...Y...
底脚轴伸式安装单级斜齿轮减速机
Foot-mounted single-stage helical gear units with solid shaft

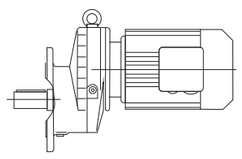

RXF...Y...
法兰轴伸式安装单级斜齿轮减速机
Flange-mounted single-stage helical gear units with solid shaft

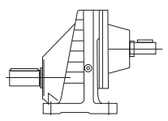

RXS...
底脚轴伸式安装，轴输入的单级斜齿轮减速机
Foot-mounted,shaft input single-stage helical gear units with sold shaft

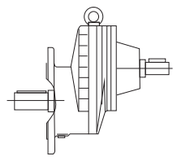

RXFS...
法兰轴伸式，轴输入的单级斜齿轮减速机
Flange-mounted,shaft input single-stage helical gear units with solid shaft

※型号与标记Type Designations:

R 37-Y 0.55-4P-32.40-M1-I-ϕ200

减速机类型
结构形式
规格
电机代号
电机功率、极数
传动比
安装形式
电机接线合位置
输出法兰外径

Gear units type
Structure
Size
Motor code
Motor power、pole
Ratio
Mounting position
Position of the motor thermal box
Outer diameter of output flange

减速机类型：斜齿轮硬齿面减速机	Gear units type:rigid tooth flank helical gear units
结构形式： 普通轴伸式（省略） 轴伸法兰式 F 普通轴伸式、轴输入 S 轴伸法兰式，轴输入 FS 搅拌机专用 M	Structure: Foot-mounted solid shaft output (一) Flange-mounted solid shaft output F Foot-mounted solid shaft output,shaft input S Flange-mounted solid shaft output,shaft input FS Specially for stirrer M
规格：（见选型参数表）	Size:(see selection table)
电机代号： 普通(更新) Y（Y2） 防爆 B 直流 Z 制动 E 多速 D 变频 V 分马力 F 增安 A 电磁调速 C 冶金起重 R 变频制动 VE 辊道 G	Motor code: Ordinary(renew) Y(Y2) Flame-proof B Direct current Z Brake E Multi-speed D Variable frequency V Power-divided F Ampere-increased A Electromagnetism speed modulation C Hoisting in metallurgy R Variable frequency and brake VE Roller tables G
电机功率、极数：（见选型参数表）	Motor power、pole:(see selection table)
传动比：（见选型参数表）	Ratio:(see selection table)
安装形式：M1、M2、M3、M4、M5、M6（见第4页）	Mounting position:M1、M2、M3、M4、M5、M6（see page 4）
电机接线盒位置：I、II、III、IV（见第3页）	Position of the motor thermal box:I、II、III、IV(see page 3)
输出法兰外径：（见外型安装尺寸图）底脚安装时省略	Outer diameter of output flange:(See the chart of mouting dimension sheets-overview)It will be omited when foot mouting.

※电机接线盒位置 Position of the motor thermal box:

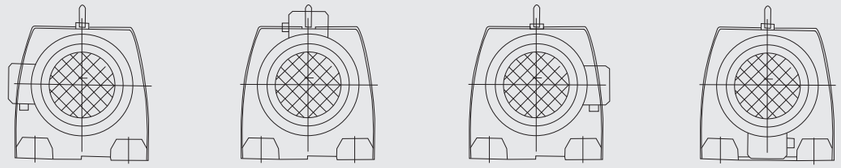

I II III IV

※安装形式 Mounting position

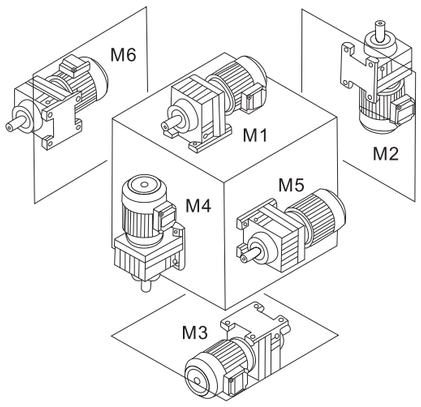

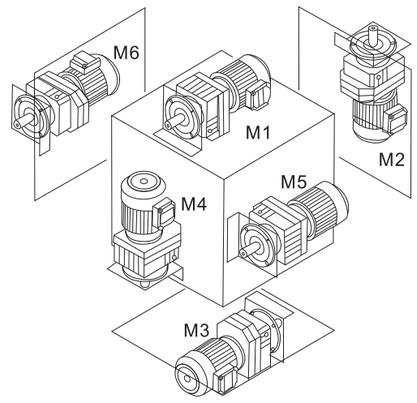

※输入功率及最大转矩 Input power rating and maximum torque

规格 Size	17	27	37	47	57	67	77	87	97	107	137	147	167
结构形式 Structure	R							R F					
输入功率 Input power rating(kw)	0.18~0.75	0.18~3	0.18~3	0.18~5.5	0.18~7.5	0.18~7.5	0.18~11	0.55~22	0.55~30	2.2~45	5.5~55	11~90	11~160
传动比 Ratio	3.83~74.84	3.73~135.09	3.41~134.82	3.83~167.65	4.39~186.9	4.29~165.48	5.21~195.24	5.36~246.54	4.49~214.42	5.06~245.5	5.15~223.34	5.00~163.46	8.77~196.41
最大转矩（N.m） Maximum torque	85	130	200	300	450	600	820	1550	3000	4300	8000	13000	18000

规格 Size	31	51	61	71	81	91	101	121	151
结构形式 Structure	RX					R XF			
输入功率 Input power rating(kw)	0.18~1.1	0.18~5.5	0.18~7.5	1.1~11	3~22	5.5~30	7.5~45	7.5~90	11~132
传动比 Ratio	1.6~3.76	1.3~5.5	1.4~5.63	1.42~8.00	1.39~6.44	1.42~5.82	1.44~6.65	1.56~6.47	1.63~6.22
最大转矩（N.m） Maximum torque	20	70	135	215	400	600	830	1110	1680

※减速机重量 Gear unit weight

规格Size	R17	R27	R37	R47	R57	R67	R77	R87	R97	R107	R137	R147	R167
重量(kg)Weight	4	5.5	8.5	10	18	25	36	63	101	153	220	400	700
机型号Gearunit type	RX31	RX51	RX61	RX71	RX81	RX91	RX101	RX121	RX151				
重量(kg)Weight	5	8	14	23	39	70	100	150	250				

◎所注重量为平均值，仅供参考
◎最大转矩系指该规格不同传动比对应的最大转矩中的最大值

◎The weights are mean values,only for reference.
◎Maximum torque means the biggest one of the maximum torque related to the different ratio for the specified size.

※R系列选型及举例 R series type selection example:

序号Steps	说明Specification	代号Symbol	参数计算Calculate parameter			
1	被驱动设备系数 Driven machine factor	RM	负荷性质Load characteristic	每天使用时间（小时）Operating time/day(hour)		
				≤2	2~10	10~24
			均匀负载Uniform	1.00（1.00）	1.00（1.25）	1.25（1.50）
			一般冲击Moderate	1.00（1.25）	1.25（1.50）	1.50（1.75）
			强烈冲击Heavy	1.25（1.50）	1.50（1.75）	1.75（2.00）
			注：当每小时起动、停止次数在10次以上，请使用括号内数值。 Note:Please use these data in the bracket when number of starts-and-stops/hour is more than ten times.			

※RM减速机选型 RM Gear Units Selection

选择最小使用系数
F_{Amin}=1.5 for L_{10h}≥10000h
f_{Amin}=2.0 for L_{10h}≥25000h
其它要求
根据最小使用系数选择齿箱规格
$f_{Amin} \leq f_B$
校核径向载荷（轴承）
$Fr \leq F_{XL} = F_{Ra} \cdot a/(x+b)$
a、b—换算系数
Fr—运行时的径向载荷
F_{Ra}—许用径向载荷
校核轴向载荷
$Fa \leq F_{Aa}$
Fa—运行时的轴向载荷
F_{Aa}—许用轴向载荷

Select minimum service factors
F_{Amin}=1.5 for L_{10h}≥10000h
f_{Amin}=2.0 for L_{10h}≥25000h
Other requirments
Select gear units size based on minimum service factor
$f_{Amin} \leq f_B$
Check overhung load(Bearing)
$Fr \leq F_{XL} = F_{Ra} \cdot a/(x+b)$
a、b—Conversion factor
Fr—Overhung load during operation
F_{Ra}—Permitted overhung load
Check axial load
$Fa \leq F_{Aa}$
Fa—Axial load during operation
F_{Aa}—Permitted axial load

※许用径向载荷FRr(X=1000mm)
Permitted overhung loads FRr at X=1000mm

型号Size	RM67	RM77	RM87	RM97	RM107	RM137	RM147	RM167
FRr(N)	580	1200	1950	3000	4230	7500	11000	14600

※计算径向载荷FXL（X≠1000mm）的换算系数
Conversion factors to calculate the permitted overhung loads FXL at X≠1000mm

型号Size	RM67	RM77	RM87	RM97	RM107	RM137	RM147	RM167
a	1047	1050	1056.5	1061	1069	1088	1091	1089.5
b	47	50	56.5	61	69	88	91	89.5

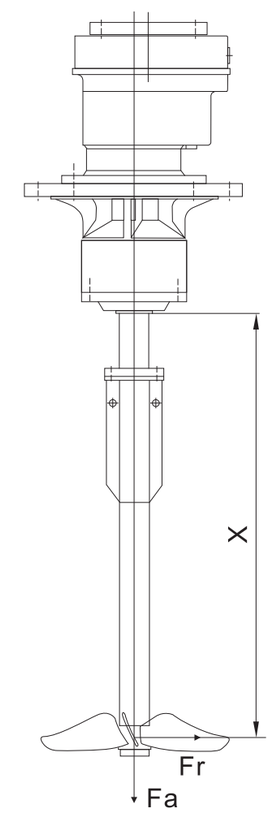

※许用轴向载荷FAa,根据不同的使用系fA和不同的额定轴承使用寿命L10h提供
Permitted axial loads FAa,Provided according to various service factor fA and nominal bearing service life L 10h

$F_{Amin}=1.5/L_{10h}=10000h$									
型号 Size		n_2(r/min)							
		<16	16–25	26–40	41–60	61–100	101–160	161–250	251–400
RM67	F_{Aa}(N)	19000	18900	15300	11900	9210	7470	5870	5050
RM77	F_{Aa}(N)	22000	22000	19400	15100	11400	9220	7200	6710
RM87	F_{Aa}(N)	30000	30000	23600	18000	14300	11000	8940	8030
RM97	F_{Aa}(N)	40000	36100	27300	20300	15900	12600	9640	7810
RM107	F_{Aa}(N)	48000	41000	30300	23000	18000	13100	9550	9030
RM137	F_{Aa}(N)	70000	70000	70000	57600	46900	44000	35600	32400
RM147	F_{Aa}(N)	70000	70000	69700	58400	45600	38000	32800	30800
RM167	F_{Aa}(N)	70000	70000	70000	60300	45300	36900	-	-

$F_{Amin}=2.0/L_{10h}=25000h$									
型号 Size		n_2(r/min)							
		<16	16–25	26–40	41–60	61–100	101–160	161–250	251–400
RM67	F_{Aa}(N)	15800	12000	9580	7330	5580	4460	3460	2930
RM77	F_{Aa}(N)	20000	15400	11900	9070	6670	5280	4010	3700
RM87	F_{Aa}(N)	24600	19200	14300	10600	8190	6100	5490	4860
RM97	F_{Aa}(N)	28400	22000	16200	11600	8850	6840	5830	4760
RM107	F_{Aa}(N)	32300	24800	17800	13000	9780	8170	5950	5620
RM137	F_{Aa}(N)	70000	59900	48000	37900	33800	31700	25600	23300
RM147	F_{Aa}(N)	70000	60600	45900	39900	33500	27900	24100	22600
RM167	F_{Aa}(N)	70000	63500	51600	37800	26800	23600	-	-

※润滑油量表 Lubrication table

规格 Size	润滑油量（升） Fill quantity in liters					
	M1 1)	M2 1)	M3	M4	M5	M6
R17	0.25	0.6	0.35	0.6	0.35	0.35
R27	0.25/0.4	0.7	0.4	0.7	0.4	0.4
R37	0.3/1	0.9	1	1.1	0.8	1
R47	0.7/1.5	1.6	1.5	1.7	1.5	1.5
R58	0.8/1.7	1.9	1.7	2.1	1.7	1.7
R67	1.1/2.3	2.6/3.5	2.8	3.2	1.8	2
R77	1.2/3	3.8/4.3	3.6	4.3	2.5	3.4
R87	2.3/6	6.7/8.4	7.2	7.7	6.3	6.5
R97	4.6/9.8	11.7/14	11.7	13.4	11.3	11.7
R107	6/13.7	16.3	16.9	19.2	13.2	15.9
R137	10/25	28	29.5	31.5	25	25
R147	15.4/40	46.5	48	52	39.5	41
R167	27/70	82	78	88	66	69

规格 Size	润滑油量（升） Fill quantity in liters					
	M1 1)	M2 1)	M3	M4	M5	M6
RF17	0.25	0.6	0.35	0.6	0.35	0.35
RF27	0.25/0.4	0.7	0.4	0.7	0.4	0.4
RF37	0.4/1	0.9	1	1.1	0.8	1
RF47	0.75/1.5	1.6	1.5	1.7	1.5	1.5
RF57	0.8/1.7	1.8	1.7	2	1.7	1.7
RF67	1.2/2.5	2.7/3.6	2.7	3.1	1.9	2.1
RF77	1.2/2.6	3.8/4.1	3.3	4.1	2.4	3
RF87	2.4/6	6.8/7.9	7.1	7.7	6.3	6.4
RF97	5.1/10.2	11.9/14	11.2	14	11.2	11.8
RF107	6.3/14.9	15.9	17	19.2	13.1	15.9
RF137	9.5/25	27	29	32.5	25	25
RF147	16.4/42	47	48	52	42	42
RF167	26/70	82	78	88	65	71

规格 Size	润滑油量（升） Fill quantity in liters					
	M1	M2	M3	M4	M5	M6
RX31/RXF31	0.45/0.4	0.6	1.1/0.9	1.1/0.9	0.7/0.6	0.7/0.6
RX51/RXF51	0.6/0.5	0.8	1.3/1.1	1.3/1.1	0.9/0.7	0.9/0.7
RX61/RXF61	0.8/0.7	0.8	1.7/1.5	1.9/1.7	1.1/1	1.1/1
RX71/RXF71	1.1/0.9	1.5	2.6/2.4	2.7/2.5	1.6	1.6
RX81/RXF81	1.7/1.6	2.5	4.8/4.9	4.8/4.7	2.9	2.9
RX91/RXF91	2.1	3.4/3.6	7.4/7.1	7	4.8	4.8
RX101/RXF101	3.9/3.1	5.6/5.9	11.6/11.2	11.9/10.5	7.7/7.2	7.7/7.2
RX121/RXF121	5.6/5.9	11.6/11.2	21.9/20.5	22.7/22.2	9.7/9.2	9.7/9.2
RX151/RXF151	11.6/11.2	21.9/20.5	31.3/30.5	32.7/32.2	13.2/12.7	13.2/12.7

◎注:1）表示减速机为组合型时低速级所速级所加油量为大值。
Noteds:1)The large gear unit of multi–stage gear units must be filled with the larger oil volume.

R SERIES

R SERIES

输出转速 Output speed r/min	输出扭矩 Output torque Nm	传动比 Ratio i	使用系数 Service factor f_B	机型号 Type Type	极数 Pole p
0.18KW					
0.16	9293	8443	1.31	R 147RF77 RF147RF77	4 4
0.19	8042	7307	1.52		
0.22	7096	6447	1.72		
0.25	6128	5568	1.99		
0.29	5300	4815	2.31		
0.32	4760	4325	2.57		
0.38	4038	3669	3.03		
0.43	3553	3228	3.44		
0.16	9668	8784	0.8	R 137RF77 RF137RF77	4 4
0.19	8232	7479	0.91		
0.22	7057	6412	1.07		
0.24	6421	5834	1.17		
0.28	5504	5001	1.37		
0.32	4803	4364	1.57		
0.35	4323	3928	1.74		
0.30	5183	4709	1.45		
0.35	4422	4018	1.70		
0.40	3868	3514	1.94		
0.42	3674	3338	2.05		
0.47	3224	2929	2.33		
0.31	4881	4435	0.83	R 107RF77 RF107RF77	4 4
0.36	4288	3896	0.94		
0.46	3345	3039	1.21		
0.36	4260	3870	0.95		
0.42	3634	3302	1.11		
0.46	3299	2997	1.23		
0.53	2885	2621	1.40		
0.62	2479	2252	1.63		
0.68	2246	2041	1.80		
0.71	2169	1971	1.86		
0.77	1995	1813	2.03		
0.88	1747	1587	2.31		
1.0	1529	1389	2.64		
1.1	1338	1216	3.02		
0.52	2937	2668	0.96	R 97RF57 RF97RF57	4 4
0.62	2471	2245	1.14		
0.69	2219	2016	1.27		
0.80	1907	1733	1.48		
0.86	1786	1623	1.58		
0.97	1578	1434	1.79		
1.2	1328	1207	2.12		
1.3	1193	1084	2.36		
1.5	1028	934	2.74		
1.6	966	878	2.92		
1.8	831	755	3.39		
0.51	2996	2722	0.94		
0.60	2544	2311	1.11		
0.67	2287	2078	1.23		
0.80	1907	1733	0.8	R 87RF57 RF87RF57	4 4
0.93	1639	1489	0.89		
1.0	1535	1395	0.95		
1.1	1356	1232	1.07		
1.2	1260	1145	1.16		
1.3	1141	1037	1.28		
1.5	1025	931	1.42		
1.7	883	802	1.65		
0.80	1912	1737	0.8		
0.91	1677	1524	0.87		
1.1	1434	1303	1.02		
1.2	1258	1143	1.16		
1.6	972	883	1.50		
1.8	852	774	1.71		

输出转速 Output speed r/min	输出扭矩 Output torque Nm	传动比 Ratio i	使用系数 Service factor f_B	机型号 Type Type	极数 Pole p
0.18KW					
1.6	944	858	0.82	R 77RF37 RF77RF37	4 4
1.8	833	757	0.93		
2.1	739	671	1.04		
2.4	628	571	1.23		
1.7	904	821	0.85		
1.9	803	730	0.96		
2.2	711	646	1.08		
2.5	602	547	1.28		
2.9	525	477	1.47		
3.3	469	426	1.64		
3.8	402	365	1.92		
4.5	341	310	2.26		
2.4	628	571	0.90	R 67RF37 RF67RF37	4 4
2.9	535	486	1.05		
2.5	617	561	0.91		
2.9	532	483	1.06		
3.2	482	438	1.17		
3.6	427	388	1.32		
4.1	370	336	1.53		
4.8	316	287	1.79		
5.5	281	255	2.01		
3.1	488	443	0.87	R 57RF37 RF57RF37	4 4
3.4	451	410	0.94		
3.0	518	471	0.82		
3.9	393	357	1.08		
4.4	351	319	1.20		
5.2	294	267	1.44		
5.8	265	241	1.59		
6.5	237	215	1.79		
3.9	395	359	1.07		
4.3	357	324	1.19		
4.8	319	290	1.33		
5.3	288	262	1.47		
5.7	271	246	1.56		
6.3	242	220	1.75		
7.4	207	188	2.04		
8.7	175	159	2.42		
4.6	331	301	0.85	R 47RF17 RF47RF17	4 4
5.5	281	255	1.00		
6.1	251	228	1.12		
7.1	215	195	1.31		
7.0	219	199	0.86	R 37RF17 RF37RF17	4 4
8.9	173	157	1.09		
9.3	165	150	1.14		
6.2	249	226	0.8		
6.9	222	202	0.85		
7.8	197	179	0.95		
8.9	172	156	1.09		
9.9	155	141	0.8	R 27RF17 RF27RF17	4 4
11	136	124	0.90		
13	121	110	1.01		
15	103	94	1.18		
10	149	135	0.82		
12	130	118	0.94		
13	114	104	1.07		
15	99	90	1.23		
4.4	371	195.24	2.1	R 77 RF77	6 6
5.1	317	166.59	2.4		
5.8	277	145.67	2.8		
6.1	263	138.39	2.9		
7.0	231	121.42	3.3		

输出转速 Output speed r/min	输出扭矩 Output torque Nm	传动比 Ratio i	使用系数 Service factor f_B	机型号 Type Type	极数 Pole p
0.18KW					
7.1	227	195.24	3.4	R 77 RF77	4 4
8.3	194	166.59	4.0		
9.5	169	145.67	4.6		
10	161	138.39	4.8		
4.3	380	199.81	1.48	R 67 RF67	6 6
4.6	350	184.07	1.61		
5.4	301	158.14	1.88		
6.2	262	137.67	2.2		
6.6	245	128.97	2.3		
7.5	217	113.94	2.6		
8.0	201	105.83	2.8		
8.9	182	95.91	3.1		
9.9	164	86.11	3.4		
11	141	74.17	4.0		
12	133	69.75	4.3		
7.0	232	199.81	2.4	R 67 RF67	4 4
7.6	214	184.07	2.6		
8.8	184	158.14	3.1		
10	160	137.67	3.5		
11	150	128.97	3.8		
12	132	113.94	4.3		
13	123	105.83	4.6		
4.5	355	186.89	1.19	R 57 RF57	6 6
4.9	327	172.17	129		
5.7	281	147.92	1.50		
6.6	245	128.77	1.73		
7.0	229	120.63	1.84		
7.4	217	186.89	1.95	R 57 RF57	4 4
8.1	200	172.17	2.1		
9.4	172	147.92	2.5		
11	150	128.77	2.8		
12	140	120.63	3.0		
13	124	106.58	3.4		
14	115	98.99	3.7		
15	104	89.71	4.1		
7.9	206	176.88	1.37	R 47 RF47	4 4
8.5	189	162.94	1.49		
9.9	163	139.99	1.73		
11	142	121.87	1.99		
12	133	114.17	2.1		
14	117	100.86	2.4		
15	109	93.68	2.6		
16	99	84.90	2.9		
18	89	76.23	3.2		
6.9	235	123.66	0.80	R 37 RF37	6 6
8.1	200	105.28	0.94		
9.4	173	90.77	1.09		
10	161	84.61	1.17		
10	157	134.82	1.20	R 37 RF37	4 4
11	144	123.66	1.31		
13	122	105.28	1.54		
15	106	90.77	1.78		
16	98	84.61	1.91		
19	86	73.96	2.2		
20	81	69.33	2.3		
23	71	61.18	2.6		
25	65	55.76	2.9		
29	56	48.08	3.4		

输出转速 Output speed r/min	输出扭矩 Output torque Nm	传动比 Ratio i	使用系数 Service factor f_B	机型号 Type Type	极数 Pole p
0.18KW					
11	144	123.91	0.85	R 27 RF27	4 4
13	123	105.49	1.00		
15	106	90.96	1.16		
16	99	84.78	1.24		
19	86	74.11	1.42		
20	81	69.47	1.51		
23	71	61.30	1.71		
25	65	55.87	1.88		
29	56	48.17	2.2		
31	52	44.90	2.3		
35	46	39.25	2.7		
38	44	36.79	2.8		
43	39	32.47	3.2		
48	34	28.78	3.6		
57	29	24.47	4.2		
49	34	28.37	3.6		
53	31	26.09	3.9		
62	26	22.32	4.6		
72	23	19.35	5.3		
77	21	18.08	5.7		
89	19	15.63	6.6		
105	16	13.28	7.8		
37	45	23.13	1.78	R 17 RF17	6 6
40	41	21.22	1.94		
47	35	18.06	2.28		
19	87	74.84	0.92	R 17 RF17	4 4
22	75	64.52	1.07		
23	70	60.14	1.14		
26	61	52.57	1.31		
28	57	49.28	1.39		
32	51	43.49	1.58		
34	47	40.49	1.70		
39	41	35.40	1.94		
42	39	33.18	2.07		
47	34	29.28	2.3		
54	30	25.96	2.6		
60	27	23.13	2.9		
63	26	22.06	3.1		
66	25	21.22	3.2		
77	21	18.06	3.7		
89	18	15.57	4.3		
96	17	14.52	4.6		
110	15	12.69	5.3		
117	14	11.89	5.7		
132	12	10.5	6.1		
149	11	9.31	6.5		
176	9	7.91	7.2		
184	9	7.55	5.9		
197	8	7.04	6.2		
226	7	6.15	7.0		
241	7	5.76	7.3		
273	6	5.09	7.9		
308	5	4.51	8.4		
363	4.5	3.83	10		
140	12	6.07	3.4	RX 61 RXF61	6 6
164	10	5.18	6.9		
188	9.0	4.53	8.6		
198	8.5	4.30	8.8		

R SERIES

R SERIES

输出转速 Output speed r/min	输出扭矩 Output torque Nm	传动比 Ratio i	使用系数 Service factor f_B	机型号 Type Type	极数 Pole p
0.18KW					
229	7.4	6.07	5.5		
268	6.3	5.18	11		
307	5.5	4.53	14		
323	5.2	4.30	14		
369	4.6	3.77	18	RX 61	4
434	3.9	3.20	24	RXF61	4
481	3.5	2.89	28		
547	3.1	2.54	36		
579	2.9	2.40	40		
681	2.5	2.04	51		
155	11	5.50	3.36		
168	10	5.07	3.37	RX 51	6
195	8.6	4.35	7.4	RXF51	6
224	7.5	3.79	8.5		
253	6.7	5.50	5.50		
274	6.1	5.07	5.51		
320	5.3	4.35	12		
367	4.6	3.79	14		
392	4.3	3.55	15		
443	3.8	3.14	16	RX 51	4
478	3.5	2.91	18	RXF51	4
527	3.2	2.64	20		
586	2.9	2.37	23		
681	2.5	2.04	26		
724	2.3	1.92	28		
842	2.0	1.65	32		
527	3	2.64	4.69	RX 31	4
426	4	3.26	3.80	RXF31	4
0.25KW					
0.14	14894	9743	0.82		
0.16	12907	8443	0.95		
0.19	11170	7307	1.09		
0.22	9855	6447	1.24		
0.25	8512	5568	1.44	R 147RF77	4
0.29	7361	4815	1.66	RF147RF77	4
0.32	6612	4325	1.85		
0.38	5609	3669	2.18		
0.43	4935	3228	2.48		
0.49	4331	2833	2.82		
0.24	8918	5834	0.84		
0.28	7645	5001	0.98		
0.32	6671	4364	1.13		
0.35	6005	3928	1.25		
0.30	7199	4709	1.04		
0.35	6142	4018	1.22		
0.40	5372	3514	1.40	R 137RF77	4
0.42	5103	3338	1.47	RF137RF77	4
0.47	4478	2929	1.68		
0.52	4063	2658	1.85		
0.58	3687	2412	2.0		
0.67	3169	2073	2.4		
0.76	2811	1839	2.7		
0.99	2136	1397	3.5		
1.1	1874	1226	4.0		
0.46	4609	3015	0.88		
0.46	4581	2997	0.88		
0.71	3013	1971	1.34		
0.77	2772	1813	1.46		
0.88	2426	1587	1.67	R 107RF77	4
1.0	2123	1389	1.90	RF 107RF77	4
1.1	1859	1216	2.2		
1.5	1417	927	2.9		
1.7	1241	812	3.3		

输出转速 Output speed r/min	输出扭矩 Output torque Nm	传动比 Ratio i	使用系数 Service factor f_B	机型号 Type Type	极数 Pole p
0.25KW					
0.69	3082	2016	0.92		
0.80	2649	1733	1.06		
0.86	2481	1623	1.14		
0.76	2787	1823	1.01		
0.88	2420	1583	1.17		
1.0	2134	1396	1.32	RX 97RF57	4
1.1	1877	1228	1.50	RX 97RF57	4
1.3	1633	1068	1.73		
1.5	1432	937	1.97		
1.7	1260	824	2.2		
1.9	127	737	2.5		
2.2	965	631	2.9		
1.2	1750	1145	0.83		
1.3	1585	1037	0.92		
1.5	1423	931	1.02		
1.7	1226	802	1.19		
1.2	1747	1143	0.83		
1.6	1350	883	1.08	RX 87RF57	4
1.8	1183	774	1.23	RX 87RF57	4
2.0	1044	683	1.40		
2.3	916	599	1.59		
2.6	803	525	1.82		
3.1	694	454	2.1		
5.2	408	267	3.6		
2.4	873	571	0.88		
2.5	836	547	0.92		
2.9	729	477	1.06		
3.3	651	426	1.18		
3.8	556	364	1.39	RX 77RF37	4
4.5	477	312	1.62	RX 77RF37	4
4.5	474	310	1.63		
5.6	379	248	2.03		
6.3	335	219	2.3		
3.6	593	388	0.95		
4.1	514	336	1.10		
4.8	439	287	1.29		
5.5	390	255	1.45		
6.1	350	229	1.61		
7.1	298	195	1.89		
8.1	263	172	2.15		
9.0	235	154	2.40	RX 67RF37	4
3.6	587	384	0.96	RX 67RF37	4
3.9	549	359	1.03		
4.5	474	310	1.19		
5.3	404	264	1.40		
5.9	359	235	1.57		
6.9	307	201	1.84		
7.7	277	181	2.0		
4.4	488	319	0.87		
5.2	408	267	1.04		
5.8	368	241	1.15		
6.5	329	215	1.29		
7.6	280	183	1.51		
8.6	246	161	1.72	RX 57RF37	4
10	211	138	2.0	RX 57RF37	4
4.3	495	324	0.85		
4.8	443	290	0.95		
5.3	401	262	1.06		
5.7	376	246	1.12		
6.3	336	220	1.26		
6.1	349	228	0.81		
7.1	298	195	0.95	RX 47RF37	4
7.6	278	182	1.01	RX 47RF37	4
9.0	235	154	1.20		

输出转速 Output speed r/min	输出扭矩 Output torque Nm	传动比 Ratio i	使用系数 Service factor f_B	机型号 Type Type	极数 Pole p
0.25KW					
9.3	229	150	0.82		
11	199	130	0.95		
11	190	124	0.99		
13	168	110	1.12		
15	144	94	1.31	R 37RF17	4
8.9	238	156	0.79	RF 37RF17	4
10	206	135	0.91		
11	194	127	0.97		
13	159	104	1.18		
15	138	90	1.37		
2.2	1029	289.60	2.7		
2.5	913	256.89	3.1	R 97	8
2.7	856	240.83	3.3	RF 97	8
3.0	767	215.94	3.7		
2.6	876	246.54	1.66		
3.0	769	216.54	1.89	R 87	8
3.1	731	205.71	1.99	RF 87	8
3.5	646	181.77	2.3		
3.9	592	166.59	1.30		
4.4	518	145.67	1.49	R 77	8
4.7	492	138.39	1.57	RF77	8
5.3	431	121.42	1.79		
4.4	526	195.24	1.46		
5.1	449	166.59	1.72	R 77	6
5.8	393	145.67	1.96	RF77	6
7.1	322	195.24	2.4		
8.3	275	166.59	2.8		
9.5	240	145.67	3.2	R 77	4
10	228	138.39	3.4	RF 77	4
11	200	121.42	3.8		
4.1	562	158.14	1.0		
4.7	489	137.67	1.15	R 67	8
5.0	458	128.97	1.23	RF67	8
5.7	405	113.94	1.39		
4.3	539	199.81	1.05		
4.6	496	184.07	1.14		
5.4	426	158.14	1.32		
6.2	371	137.67	1.52	R 67	6
6.6	348	128.97	1.62	RF67	6
7.5	307	113.94	1.84		
8.0	285	105.83	1.98		
7.0	329	199.81	1.71		
7.6	304	184.07	1.86		
8.8	261	158.14	2.2		
10	227	137.67	2.5		
11	213	128.97	2.7	R 67	4
12	188	113.94	3.0	RF67	4
13	175	105.83	3.2		
14	158	95.91	3.6		
16	142	86.11	4.0		
4.5	504	186.89	0.84		
4.9	464	172.17	0.91		
5.7	399	147.92	1.06		
6.6	347	128.77	1.22	R 57	6
7.0	325	120.63	1.30	RF57	6
8.0	287	106.58	1.47		
8.6	267	98.99	1.58		

输出转速 Output speed r/min	输出扭矩 Output torque Nm	传动比 Ratio i	使用系数 Service factor f_B	机型号 Type Type	极数 Pole p
0.25KW					
7.4	308	186.89	1.37		
8.1	284	172.17	1.49		
9.4	244	147.92	1.73		
11	212	128.77	1.99		
12	199	120.63	2.1	R 57	4
13	176	106.58	2.4	RF57	4
14	163	98.99	2.6		
15	148	89.71	2.9		
17	133	80.55	3.2		
20	114	69.23	3.7		
7.9	292	176.88	0.97		
8.5	269	162.94	1.05		
9.9	231	139.99	1.22		
11	201	121.87	1.40		
12	188	114.17	1.50		
14	166	100.86	1.70		
15	154	93.68	1.83	R 47	4
16	140	84.90	2.0	RF47	4
18	126	76.23	2.2		
20	113	68.54	2.5		
22	106	64.21	2.7		
25	94	56.73	3.0		
26	87	52.69	3.2		
29	79	47.75	3.6		
10	222	134.82	0.85		
11	204	123.66	0.92		
13	174	105.28	1.08		
15	150	90.77	1.26		
16	140	84.61	1.35		
19	122	73.96	1.54		
20	114	69.33	1.64	R 37	4
23	101	61.18	1.86	R 37	4
25	92	55.76	2.0		
29	79	48.08	2.4		
31	74	44.81	2.5		
35	65	39.17	2.9		
38	61	36.72	3.1		
43	53	32.40	3.5		
16	140	84.78	0.87		
19	122	74.11	1.00		
20	115	69.47	1.07		
23	101	61.30	1.21		
25	92	55.87	1.33		
29	79	48.17	1.54		
31	74	44.90	1.65		
35	65	39.25	1.89		
38	61	36.79	2.0		
43	54	32.47	2.3		
48	47	28.78	2.6		
57	40	24.47	3.0		
49	47	28.37	2.6		
53	43	26.09	2.8		
62	37	22.32	3.3	R 27	4
72	32	19.35	3.8	RF27	4
77	30	18.08	4.1		
89	26	15.63	4.7		
105	22	13.28	5.6		
117	20	11.86	6.2		
137	17	10.13	6.9		
148	16	9.41	7.4		
170	13	8.16	8.1		
182	13	7.63	8.4		
211	11	6.59	9.2		
248	9.0	5.60	10		
278	8.2	5.00	11		
326	7.0	4.27	12		
348	7.0	4.00	12		
412	6.0	3.37	13		

R SERIES

R SERIES

输出转速 Output speed r/min	输出扭矩 Output torque Nm	传动比 Ratio i	使用系数 Service factor f_B	机型号 Type Type	极数 Pole p
0.25KW					
26	87	52.57	0.92		
28	81	49.28	0.98		
32	72	43.49	1.11		
34	67	40.49	1.20		
39	58	35.40	1.37		
42	55	33.18	1.46		
47	48	29.28	1.65		
54	43	25.96	1.87		
63	36	22.06	2.2		
60	38	23.13	2.1		
66	35	21.22	2.3		
77	30	18.06	2.7		
89	26	15.57	3.1	R 17	4
96	24	14.52	3.3	RF17	4
110	21	12.69	3.8		
117	20	11.89	4.1		
132	17	10.5	4.4		
149	15	9.31	4.7		
176	13	7.91	5.2		
84	12	7.55	4.2		
197	12	7.04	4.5		
226	10	6.15	5.0		
241	9	5.76	5.2		
273	8	5.09	5.7		
308	7	4.51	6.1		
363	6	3.83	6.7		
140	16	6.07	2.5		
164	14	5.18	4.9	RX 61	6
188	12	4.53	6.2	RXF 61	6
198	12	4.30	6.4		
229	10	6.07	4.0		
268	9	5.18	8.1		
307	8	4.53	10		
323	7	4.30	10		
369	6	3.77	13	RX 61	4
434	5	3.20	17	RXF 61	4
481	5	2.89	20		
547	4	2.54	26		
579	4	2.40	29		
681	3	2.04	37		
155	15	5.50	2.4		
168	14	5.07	2.4	RX 51	6
195	12	4.35	5.3	RXF 51	6
224	10	3.79	6.2		
253	9.3	5.50	4.0		
274	8.5	5.07	4.0		
320	7.3	4.35	9.0		
367	6.4	3.79	10		
392	6.0	3.55	11		
443	5.3	3.14	12	RX 51	4
478	4.9	2.91	13	RXF 51	4
527	4.4	2.64	15		
586	4.0	2.37	16		
681	3.4	2.04	19		
724	3.2	1.92	20		
842	2.8	1.65	23		
370	6	3.76	2.37		
426	5	3.26	2.73		
456	5	3.05	2.92		
527	4	2.64	3.38	RX 31	4
621	4	2.24	3.98	RXF 31	4
695	3	2.00	4.46		
813	3	1.71	5.21		
869	3	1.60	5.57		

输出转速 Output speed r/min	输出扭矩 Output torque Nm	传动比 Ratio i	使用系数 Service factor f_B	机型号 Type Type	极数 Pole p
0.37KW					
0.19	16532	7307	0.8		
0.22	14586	6447	0.84		
0.25	12597	5568	0.97		
0.29	10894	4815	1.12	R 147RF77	4
0.32	9785	4325	1.25	RF147RF77	4
0.38	8301	3669	1.47		
0.43	7303	3228	1.67		
0.49	6410	2833	1.91		
0.32	9873	4364	0.76		
0.35	8887	3928	0.85		
0.35	9091	4018	0.83		
0.40	7950	3514	0.95		
0.42	7552	3338	1.00		
0.47	6627	2929	1.13		
0.56	5620	2484	1.34		
0.62	5072	2242	1.48	R 137RF77	4
0.52	6014	2658	1.25	RF137RF77	4
0.58	5457	2412	1.38		
0.67	4690	2073	1.60		
0.76	4161	1839	1.81		
0.99	3161	1397	2.4		
1.1	2774	1226	2.7		
1.3	2466	1090	3.0		
1.5	2152	951	3.5		
0.68	4618	2041	0.88		
0.83	3785	1673	1.07		
0.91	3464	1531	1.17		
1.0	3145	1390	1.29		
1.2	2701	1194	1.50		
1.3	2360	1043	1.71		
0.71	4459	1971	0.91	R 107RF77	4
0.77	4102	1813	0.99	RF107RF77	4
0.88	3591	1587	1.13		
1.0	3143	1389	1.29		
1.1	2751	1216	1.47		
1.5	2097	927	1.93		
1.7	1837	812	2.2		
0.97	3244	1434	0.87		
1.2	2731	1207	1.03		
1.3	2453	1084	1.15		
1.0	3158	1396	0.89		
1.1	2778	1228	1.02		
1.3	2416	1068	1.17		
1.5	2120	937	1.33	R 97RF57	4
1.7	1864	824	1.51	RF97RF57	4
1.9	1667	737	1.69		
2.2	1428	631	1.98		
3.2	973	430	2.9		
3.7	857	379	3.3		
4.1	760	336	3.7		
1.7	1814	802	0.80		
1.8	1706	754	0.85		
2.1	1468	649	0.99		
1.8	1751	774	0.83		
2.0	1545	683	0.94		
2.3	1355	599	1.08		
2.6	1188	525	1.23	R 87RF58	4
3.1	1027	454	1.42	RF87RF58	4
5.2	604	267	2.4		
5.9	532	235	2.7		
2.6	1217	538	1.20		
2.9	1068	472	1.36		
3.5	905	400	1.61		
3.9	817	361	1.78		

输出转速 Output speed r/min	输出扭矩 Output torque Nm	传动比 Ratio i	使用系数 Service factor f_B	机型号 Type Type	极数 Pole p
0.37KW					
3.3	964	426	0.80		
3.8	824	364	0.94		
4.3	740	327	1.04		
4.5	701	310	1.10	R 77RF37	4
5.6	561	248	1.37	RF77RF37	4
6.3	495	219	1.56		
7.4	425	188	1.81		
8.6	367	162	2.1		
9.8	321	142	2.4		
4.8	649	287	0.87		
5.5	577	255	0.98	R 67RF37	4
6.1	518	229	1.09	RF67RF37	4
7.1	441	195	1.28		
2.5	1323	256.89	2.1		
2.7	1240	240.83	2.3	R 97	8
3.0	1112	215.94	2.5	RF97	8
3.5	958	185.97	2.9		
2.9	1132	289.60	2.5		
3.3	1004	256.89	2.8	R 97	6
3.5	941	240.83	3.0	RF97	6
3.9	844	215.94	3.3		
3.0	1115	216.54	1.31	R 87	8
3.1	1059	205.71	1.38	RF87	8
3.5	936	181.77	1.6		
3.4	963	246.54	1.51		
3.9	846	216.54	1.72		
4.1	804	205.71	1.81	R 87	6
4.7	710	181.77	2.1	RF87	6
5.5	607	155.34	2.4		
6.0	556	142.41	2.6		
4.4	750	145.67	1.03	R 77	8
4.7	713	138.39	1.08	RF77	8
5.3	625	121.42	1.23		
5.1	651	166.59	1.18	R 77	6
5.8	569	145.67	1.35	RF77	6
6.1	541	138.39	1.43		
7.1	467	195.24	1.65		
8.3	398	166.59	1.94		
9.5	348	145.67	2.2		
10	331	138.39	2.3	R 77	4
11	290	121.42	2.7	RF77	4
13	246	102.99	3.1		
15	222	92.97	3.47		
5.4	618	158.14	0.91		
6.2	538	137.67	1.05	R 67	6
6.6	504	128.97	1.12	RF67	6
7.5	445	113.94	1.27		
7.0	477	199.81	1.18		
7.6	440	184.07	1.28		
8.8	378	158.14	1.49		
10	329	137.67	1.71		
11	308	128.97	1.83		
12	272	113.94	2.1	R 67	4
13	253	105.83	2.2	RF67	4
14	229	95.91	2.5		
16	206	86.11	2.7		
19	177	74.17	3.2		
20	167	69.75	3.4		
23	146	61.26	3.9		
24	136	56.89	4.1		

输出转速 Output speed r/min	输出扭矩 Output torque Nm	传动比 Ratio i	使用系数 Service factor f_B	机型号 Type Type	极数 Pole p
0.37KW					
6.6	503	128.77	0.84		
7.0	471	120.63	0.90	R 57	6
8.0	416	106.58	1.02	RF57	6
8.6	387	98.99	1.09		
7.4	447	186.89	0.95		
8.1	411	172.17	1.03		
9.4	353	147.92	1.20		
11	308	128.77	1.37		
12	288	120.63	1.47		
13	255	106.58	1.66		
14	237	98.99	1.79	R 57	4
15	214	89.71	1.97	RF57	4
17	192	80.55	2.2		
20	165	69.23	2.6		
21	155	64.85	2.7		
24	137	57.29	3.1		
26	127	53.22	3.3		
29	115	48.23	3.7		
9.9	335	139.99	0.84		
11	291	121.87	0.97		
12	273	114.17	1.03		
14	241	100.86	1.17		
15	224	93.68	1.26		
16	203	84.90	1.38		
18	182	76.23	1.55		
20	164	68.54	1.72		
22	153	64.21	1.84		
25	136	56.73	2.1	R 47	4
26	126	52.69	2.2	RF47	4
29	114	47.75	2.5		
32	102	42.87	2.8		
38	88	36.93	3.2		
40	83	34.73	3.4		
41	81	33.79	2.8		
45	74	31.12	2.8		
52	64	26.74	4.4		
60	56	23.28	5.1		
64	52	21.81	5.4		
15	217	90.77	0.87		
16	202	84.61	0.93		
19	177	73.96	1.06		
20	166	69.33	1.13		
23	146	61.18	1.29		
25	133	55.76	1.41		
29	115	48.08	164		
31	107	44.81	1.76		
35	94	39.17	2.0		
38	88	36.72	2.1		
43	77	32.40	2.4	R 37	4
48	69	28.73	2.7	RF37	4
57	58	24.42	3.2		
49	68	28.32	2.8		
53	62	26.03	2.8		
62	53	22.27	3.5		
72	46	19.31	4.1		
77	43	18.05	4.4		
89	38	15.60	4.9		
105	32	13.25	5.5		
117	29	11.83	6.0		

R SERIES

R SERIES

输出转速 Output speed r/min	输出扭矩 Output torque Nm	传动比 Ratio i	使用系数 Service factor f_B	机型号 Type Type	极数 Pole p
0.37KW					
23	146	61.30	0.83		
25	134	55.87	0.92		
29	115	48.17	1.06		
31	107	44.90	1.14		
35	94	39.25	1.30		
38	88	36.79	1.39		
43	78	32.47	1.57		
48	69	28.78	1.78	R 27	4
57	58	24.47	2.1	RF27	4
49	68	28.37	1.80		
53	62	26.09	1.96		
62	53	22.32	2.3		
72	46	19.35	2.6		
77	43	18.08	2.8		
89	37	15.63	3.3		
105	32	13.28	3.9		
39	85	35.40	0.94		
42	79	33.18	1.01		
47	70	29.28	1.14		
54	62	25.96	1.29		
63	53	22.06	1.52		
60	55	23.13	1.45		
66	51	21.22	1.58		
77	43	18.06	1.85		
89	37	15.57	2.1		
96	35	14.52	2.3		
110	30	12.69	2.6	R 17	4
117	28	11.89	2.8	RF17	4
132	25	10.50	3.0		
149	22	9.31	3.3		
176	19	7.91	3.6		
184	18	7.55	2.9		
197	17	7.04	3.1		
226	15	6.15	3.5		
241	14	5.76	3.6		
273	12	5.09	3.9		
308	11	4.51	4.2		
363	9.2	3.83	4.6		
164	21	5.18	3.3		
188	18	4.53	4.2	RX 61	6
198	18	4.30	4.3	RXF61	6
225	15	3.77	5.3		
229	15	6.07	2.7		
268	13	5.18	5.5		
307	11	4.53	6.8		
323	11	4.30	7.0		
369	9.4	3.77	8.7	RX 61	4
434	8.0	3.20	12	RXF 61	4
481	7.2	2.89	14		
547	6.3	2.54	18		
579	6.0	2.40	19		
681	5.1	2.04	25		
195	17.7	4.35	3.6	RX 51	6
224	15.4	3.79	4.2	RXF 51	6
239	14.5	3.55	4.5		

输出转速 Output speed r/min	输出扭矩 Output torque Nm	传动比 Ratio i	使用系数 Service factor f_B	机型号 Type Type	极数 Pole p
0.37KW					
253	13.7	5.50	2.7		
274	12.6	5.07	2.7		
320	10.8	4.35	5.9		
367	9.4	3.79	6.9		
392	8.8	3.55	7.3		
443	7.8	3.14	7.8	R 51	4
478	7.2	2.91	8.7	RXF51	4
527	6.6	2.64	9.9		
586	5.9	2.37	11		
681	5.1	2.04	13		
724	4.8	1.92	14		
842	4.1	1.65	16		
426	8.1	3.26	1.85		
456	7.6	3.05	1.97		
527	6.6	2.64	2.28		
621	5.6	2.24	2.69	R 31	4
695	5.0	2.00	3.01	RXF31	4
813	4.3	1.71	3.52		
869	4.0	1.60	3.76		
0.55KW					
0.23	20411	6069	0.83		
0.26	18157	5399	0.93	R 167RF97	4
0.30	15837	4709	1.07	RF167RF97	4
0.33	14065	4182	1.20		
0.29	16193	4815	0.75		
0.32	14545	4325	0.84		
0.38	12339	3669	0.99		
0.43	10856	3228	1.13		
0.49	9528	2833	1.28		
0.54	8593	2555	1.42	R 147RF77	4
0.63	7436	2211	1.64	RF147RF77	4
0.71	6561	1951	1.86		
0.82	5734	1705	2.1		
0.90	5166	1536	2.4		
1.05	4470	1329	2.7		
1.19	3921	1166	3.1		
0.56	8354	2484	0.9		
0.52	8939	2658	0.84		
0.58	8112	2412	0.93		
0.67	6972	2073	1.08		
0.76	6185	1839	1.22	R 137RF77	4
0.87	5374	1598	1.40	RF137RF77	4
0.99	4698	1397	1.60		
1.1	4123	1226	1.82		
1.3	3666	1090	2.1		
1.5	3198	951	2.4		
1.7	2795	831	2.7		
1.0	4675	1390	0.86		
1.2	4016	1194	1.01		
1.3	3508	1043	1.15		
1.6	2986	888	1.35		
1.8	2647	787	1.53		
2.0	2327	692	1.74	R 107RF77	4
2.3	2035	605	1.99	RF107RF77	4
1.0	4671	1389	0.87		
1.1	4090	1216	0.99		
1.3	3683	1095	1.10		
1.5	3118	927	1.30		
1.7	2731	812	1.48		

输出转速 Output speed r/min	输出扭矩 Output torque Nm	传动比 Ratio i	使用系数 Service factor f_B	机型号 Type Type	极数 Pole p
0.55KW					
1.5	3151	937	0.89		
1.7	2771	824	1.02		
1.9	2479	737	1.14		
2.2	2122	631	1.33		
2.5	1883	560	1.50	R 97RF57	4
2.9	1628	484	1.73	RF97RF57	4
3.2	1446	430	1.95		
3.7	1275	379	2.2		
4.1	1130	336	2.5		
4.7	995	296	2.8		
5.6	837	249	3.4		
2.6	1766	525	0.83		
3.1	1527	454	0.95		
3.5	1332	396	1.09		
4.0	1180	351	1.23	R 87RF57	4
4.6	1026	305	1.42	RF87RF57	4
2.9	1587	472	0.92		
3.5	1345	400	1.08		
3.9	1214	361	1.20		
5.1	925	275	0.83		
5.9	794	236	0.97	R 77RF37	4
6.3	743	221	1.04	RF77RF37	4
7.8	599	178	1.29		
2.6	1893	256.89	1.50	R 97	8
2.8	1775	240.83	1.59	RF 97	8
3.1	1591	215.94	1.77		
2.9	1682	289.60	1.68		
3.3	1492	256.89	1.90	R 97	6
3.5	1399	240.83	2.0	RF97	6
3.9	1254	215.94	2.2		
4.8	1029	289.60	2.7		
5.4	912	256.89	3.1	R 97	4
5.8	855	240.83	3.3	RF97	4
6.4	767	215.94	3.7		
3.6	1375	246.54	1.06		
4.1	1208	216.54	1.21	R 87	6
4.3	1148	205.71	1.27	RF87	6
4.9	1014	181.77	1.44		
5.7	867	155.34	1.68		
5.6	876	246.54	1.66		
6.4	769	216.54	1.89		
6.8	731	205.71	2.0		
7.6	646	181.77	2.3		
8.9	552	155.34	2.6	R 87	4
9.8	506	142.41	2.9	RF87	4
11	444	124.97	3.3		
12	421	118.43	3.5		
13	368	103.65	4.0		
8.3	592	166.59	1.30		
9.5	517	145.67	1.49		
10	492	138.39	1.57		
11	431	121.42	1.79		
13	366	102.99	2.1	R 77	4
15	330	92.97	2.3	RF77	4
17	291	81.80	2.7		
18	274	77.24	2.8		
21	234	65.77	3.3		

输出转速 Output speed r/min	输出扭矩 Output torque Nm	传动比 Ratio i	使用系数 Service factor f_B	机型号 Type Type	极数 Pole p
0.55KW					
8.8	562	158.14	1.00		
10	489	137.67	1.15		
11	458	128.97	1.23		
12	405	113.94	1.39		
13	376	105.83	1.50	R 67	4
14	341	95.91	1.66	RF67	4
16	306	86.11	1.84		
19	263	74.17	2.1		
20	248	69.75	2.3		
23	218	61.26	2.6		
24	202	56.89	2.8		
12	428	120.63	0.99		
13	379	106.58	1.12		
14	352	98.99	1.20		
15	319	89.71	1.33		
17	286	80.55	1.48		
20	246	69.23	1.72		
21	230	64.85	1.84		
24	203	57.29	2.1		
26	189	53.22	2.2	R 57	4
29	171	48.23	2.5	RF57	4
32	154	43.30	2.8		
37	132	37.30	3.2		
40	125	35.07	3.4		
53	93	26.31	4.5		
56	89	24.99	4.8		
63	78	21.93	5.4		
75	66	18.60	6.4		
15	333	93.68	0.85		
16	302	84.90	0.94		
18	271	76.23	1.04		
20	243	68.54	1.16		
22	228	64.21	1.24		
25	202	56.73	1.40		
26	187	52.69	1.51		
29	170	47.75	1.66	R 47	4
32	152	42.87	1.85	RF47	4
38	131	36.93	2.1		
40	123	34.73	2.3		
47	106	29.88	2.7		
52	95	26.74	3.0		
60	83	23.28	3.4		
64	77	21.81	3.6		
23	217	61.18	0.87		
25	198	55.76	0.95		
29	171	48.08	1.10		
31	159	44.81	1.18		
35	139	39.17	1.35		
38	130	36.72	1.44		
43	115	32.40	1.63		
48	102	28.73	1.84	R 37	4
57	87	24.42	2.2	RF37	4
62	79	22.27	2.4		
72	69	19.31	2.7		
77	64	18.05	2.9		
89	55	15.60	3.4		
105	47	13.25	4.0		
117	42	11.83	4.5		

R SERIES

R SERIES

输出转速 Output speed r/min	输出扭矩 Output torque Nm	传动比 Ratio i	使用系数 Service factor f_B	机型号 Type Type	极数 Pole p
0.55KW					
35	139	39.25	0.88		
38	131	36.79	0.94		
43	115	32.47	1.06		
48	102	28.78	1.20		
57	87	24.47	1.41		
62	79	22.32	1.54		
72	69	19.35	1.78		
77	64	18.08	1.90	R 27	4
89	56	15.63	2.2	RF27	4
105	47	13.28	2.6		
117	42	11.86	2.9		
137	36	10.13	3.2		
148	33	9.41	3.4		
170	29	8.16	3.8		
182	27	7.63	3.9		
211	23	6.59	4.3		
248	20	5.60	4.7		
278	18	5.00	5.0		
326	15	4.27	5.4		
348	14	4.00	5.6		
412	12	3.37	6.2		
77	64	18.06	1.25		
89	55	15.57	1.44		
96	52	14.52	1.55		
110	45	12.69	1.77		
117	42	11.89	1.89		
132	37	10.50	2.0		
149	33	9.31	2.2		
176	28	7.91	2.6	R 17	4
161	31	8.63	2.2	RF17	4
184	27	7.55	2.0		
197	25	7.04	2.1		
226	22	6.15	2.3		
241	20	5.76	2.4		
273	18	5.09	2.7		
308	16	4.51	2.8		
363	14	3.83	3.1		
171	30	5.18	2.3		
195	26	4.53	2.9	RX 61	6
206	25	4.30	3.0	RXF 61	6
235	22	3.77	3.7		
268	19	5.18	3.7		
307	17	4.53	4.6		
323	16	4.30	4.7		
369	14	3.77	5.9		
434	12	3.20	7.9		
481	11	2.89	9.3	RX 61	4
547	9.4	2.54	12	RXF 61	4
579	8.9	2.40	13		
681	7.6	2.04	17		
747	6.9	1.86	17		
863	6.0	1.61	18		
203	25	4.35	2.5		
234	22	3.79	2.9		
249	21	3.55	3.1	RX 51	6
282	18	3.14	3.3	RXF 51	6
304	17	2.91	3.7		

输出转速 Output speed r/min	输出扭矩 Output torque Nm	传动比 Ratio i	使用系数 Service factor f_B	机型号 Type Type	极数 Pole p
0.55KW					
320	16	4.35	4.0		
367	14	3.79	4.6		
392	13	3.55	4.9		
443	12	3.14	5.3		
478	11	2.91	5.8		
527	10	2.64	6.6	RX 51	4
586	8.8	2.37	7.4	RXF51	4
681	7.6	2.04	8.6		
724	7.1	1.92	9.1		
842	6.1	1.65	11		
939	5.5	1.48	12		
1069	4.8	1.30	12		
426	12	3.26	1.24		
456	11	3.05	1.33		
527	10	2.64	1.53		
621	8.3	2.24	1.81	RX 31	4
695	7.4	2.00	2.03	RXF31	4
813	6.3	1.71	2.37		
869	5.9	1.60	2.53		
0.75KW					
0.30	21596	4709	0.8		
0.33	19179	4182	0.88		
0.52	12185	2657	1.39	R 167RF97	4
0.60	10699	2333	1.58	RF167RF97	4
0.67	9562	2085	1.77		
0.95	6677	1456	2.5		
0.43	14804	3228	0.83		
0.49	12992	2833	0.94		
0.54	11717	2555	1.04		
0.63	10140	2211	1.21		
0.71	8947	1951	1.37	R 147RF77	4
0.82	7819	1705	1.56	RF147RF77	4
0.90	7044	1536	1.73		
1.0	6095	1329	2.0		
1.2	5347	1166	2.3		
0.7	8544	1863	0.88		
0.9	7273	1586	1.03		
1.0	6237	1360	1.21		
1.1	5632	1228	1.34		
0.67	9507	2073	0.79		
0.76	8434	1839	0.89		
0.87	7287	1589	1.03	R 137RF77	4
0.99	6407	1397	1.17	RF137RF77	4
1.1	5623	1226	1.34		
1.3	4999	1090	1.50		
1.5	4361	951	1.72		
1.7	3811	831	1.97		
1.9	3348	730	2.2		
1.3	4783	1043	0.85		
1.6	4072	888	0.99		
1.8	3609	787	1.12		
1.3	5022	1095	0.80	R 107RF77	4
1.5	4251	927	0.95	RF107RF77	4
1.7	3724	812	1.09		
3.9	1637	357	2.5		
4.4	1435	313	2.8		
2.2	2894	631	0.97		
2.5	2568	560	1.10		
2.9	2220	484	1.27		
3.2	1972	430	1.43	R 97RF57	4
3.7	1738	379	1.62	RF97RF57	4
4.1	1541	336	1.83		
4.7	1357	296	2.1		
5.6	1142	249	2.5		

输出转速 Output speed r/min	输出扭矩 Output torque Nm	传动比 Ratio i	使用系数 Service factor f_B	机型号 Type Type	极数 Pole p
0.75KW					
3.5	1816	396	0.80		
4.0	1610	351	0.91		
4.6	1399	305	1.04		
5.2	1224	267	1.19	R 87RF57	4
5.9	1078	235	1.35	RF87RF57	4
3.9	1656	361	1.70		
4.6	1376	300	2.0		
5.4	1174	256	2.4		
2.8	2445	245.50	1.65	R 107	8
3.0	2259	226.11	1.81	RF107	8
3.4	1995	200.87	2.0		
3.1	2138	215.94	1.32	R 97	8
3.7	1841	185.97	1.53	RF97	8
4.0	1674	169.06	1.68		
3.6	1901	256.89	1.49	R 97	6
3.8	1782	240.83	1.58	RF97	6
4.2	1598	215.94	1.76		
4.8	1403	289.60	2.0		
5.4	1244	256.89	2.3		
5.8	1167	240.83	2.4	R 97	4
6.4	1046	215.94	2.7	RF97	4
7.5	901	185.94	3.1		
8.2	819	169.06	3.4		
4.2	1602	216.54	0.91		
4.4	1522	205.71	0.96	R 87	6
5.0	1345	181.77	1.08	RF87	6
5.9	1149	155.34	1.27		
6.4	1054	142.41	1.38		
5.6	1194	246.54	1.22		
6.4	1049	216.54	1.39		
6.8	996	205.71	1.46		
7.6	880	181.77	1.65		
8.9	752	155.34	1.94	R 87	4
9.8	690	142.41	2.1	RF87	4
11	605	124.97	2.4		
12	574	118.43	2.5		
13	502	103.65	2.9		
15	452	93.38	3.2		
8.3	807	166.59	0.96		
9.5	706	145.67	1.09		
10	670	138.39	1.15		
11	588	121.42	1.31		
13	499	102.99	1.55		
15	450	92.97	1.71		
17	396	81.80	1.95	R 77	4
18	375	77.24	2.1	RF77	4
21	319	65.77	2.4		
25	273	56.38	2.8		
27	247	50.90	3.1		
31	217	44.78	3.6		
33	205	42.29	3.8		
11	625	128.97	0.90		
12	552	113.94	1.02		
13	513	105.83	1.10		
14	465	95.91	1.21		
16	417	86.11	1.35		
19	359	74.17	1.57	R 67	4
20	338	69.75	1.67	RF67	4
23	297	61.26	1.90		
24	276	56.89	2.0		
27	250	51.56	2.3		
30	224	46.29	2.5		

输出转速 Output speed r/min	输出扭矩 Output torque Nm	传动比 Ratio i	使用系数 Service factor f_B	机型号 Type Type	极数 Pole p
0.75KW					
13	516	106.58	0.82		
14	479	98.99	0.88		
15	435	89.71	0.97		
17	390	80.55	1.08		
20	335	69.23	1.26		
21	314	64.85	1.35		
24	277	57.29	1.52		
26	258	53.22	1.64		
29	234	48.23	1.81	R 57	4
32	210	43.30	2.0	RF57	4
37	181	37.30	2.3		
40	170	35.07	2.5		
46	146	30.18	2.9		
52	131	26.97	3.2		
53	130	26.31	3.3		
56	124	24.99	3.4		
63	108	21.93	3.9		
75	92	18.60	4.6		
20	332	68.54	0.85		
22	311	64.21	0.91		
25	275	56.73	1.03		
26	255	52.69	1.10		
29	231	47.75	1.22		
32	208	42.87	1.36		
38	179	36.93	1.58		
40	168	34.73	1.68		
47	145	29.88	1.95	R 47	4
52	129	26.70	2.2	RF47	4
59	114	23.59	2.5		
52	130	26.74	2.2		
60	113	23.28	2.5		
64	106	21.81	2.7		
72	93	19.27	3.0		
78	87	17.89	3.1		
86	79	16.22	3.3		
29	233	48.08	0.81		
31	217	44.81	0.87		
35	190	39.17	0.99		
38	178	36.72	1.06		
43	157	32.40	1.20		
48	139	28.73	1.35		
57	118	24.42	1.59		
62	110	22.27	1.71	R 37	4
72	96	19.31	1.97	RF37	4
77	89	18.05	2.1		
89	77	15.60	2.4		
105	66	13.25	2.7		
117	59	11.83	2.9		
137	50	10.11	3.2		
147	47	9.47	3.4		
48	139	28.78	0.88		
57	119	24.47	1.03		
62	110	22.32	1.11		
72	96	19.35	1.28		
77	89	18.08	1.37		
89	77	15.63	1.58		
105	66	13.28	1.86		
117	59	11.86	2.1	R 27	4
137	50	10.13	2.3	RF27	4
148	47	9.41	2.5		
170	40	8.16	2.7		
182	38	7.63	2.8		
211	33	6.59	3.1		
248	28	5.60	3.4		
278	25	5.00	3.6		

R SERIES

R SERIES

输出转速 Output speed r/min	输出扭矩 Output torque Nm	传动比 Ratio i	使用系数 Service factor f_B	机型号 Type Type	极数 Pole p
0.75KW					
77	89	18.06	0.89	R 17 RF17	4 4
89	77	15.57	1.04		
96	72	14.52	1.11		
110	63	12.69	1.27		
117	59	11.89	1.36		
132	52	10.50	1.47		
149	46	9.31	1.57		
176	39	7.91	1.73		
184	37	7.55	1.41		
197	35	7.04	1.48		
226	30	6.15	1.67		
241	28	5.76	1.75		
273	25	5.09	1.90		
308	22	4.51	2.0		
363	19	3.83	2.2		
201	35	4.53	2.2	RX 61 RXF 61	6 6
212	33	4.30	2.3		
241	29	3.77	2.8		
284	25	3.20	3.8		
268	26	5.18	2.7	RX 68 RXF 68	4 4
307	23	4.53	3.4		
323	22	4.30	3.5		
369	19	3.77	4.3		
434	16	3.20	5.8		
481	15	2.89	6.8		
547	13	2.54	8.6		
579	12	2.40	9.5		
681	10	2.04	12		
747	9	1.86	13		
863	8	1.61	13		
240	29	3.79	2.2	RX 51 RXF 51	6 6
256	27	3.55	2.4		
290	24	3.14	2.5		
313	22	2.19	2.8		
345	20	2.64	3.2		
320	22	4.35	2.9	RX 51 RXF 51	4 4
367	19	3.79	3.4		
392	18	3.55	3.6		
443	16	3.14	3.9		
478	15	2.91	4.3		
527	13	2.64	4.9		
586	12	2.37	5.4		
681	10	2.04	6.3		
724	10	1.92	6.7		
842	8	1.65	7.8		
939	7	1.48	8.6		
1069	7	1.30	9.0		
456	15	3.05	0.97	RX 31 RXF 31	4 4
527	13	2.64	1.13		
621	11	2.24	1.33		
695	10	2.00	1.49		
813	9	1.71	1.74		
869	8	1.60	1.86		

输出转速 Output speed r/min	输出扭矩 Output torque Nm	传动比 Ratio i	使用系数 Service factor f_B	机型号 Type Type	极数 Pole p
1.1KW					
0.53	17744	2657	0.95	R 167RF97 RF167RF97	4 4
0.60	15580	2333	1.09		
0.67	13924	2085	1.22		
0.75	12535	1877	1.35		
0.84	11153	1670	1.52		
0.96	9723	1456	1.74		
1.1	8655	1296	2.0		
1.2	7593	1137	2.2		
0.63	14765	2211	0.83	R 147RF77 RF147RF77	4 4
0.72	13029	1951	0.94		
0.82	11386	1705	1.07		
0.91	10258	1536	1.19		
1.1	8875	1329	1.38		
1.2	7787	1166	1.57		
1.4	6872	1029	1.78		
1.6	5937	889	2.1		
1.8	5236	784	2.3		
2.0	4641	695	2.6		
1.0	9082	1360	0.83	R 137RF77 RF137RF77	4 4
1.1	8201	1228	0.92		
1.3	7212	1080	1.04		
1.4	6812	1020	1.10		
1.6	5803	869	1.30		
1.0	9329	1397	0.81		
1.1	8187	1226	0.92		
1.3	7279	1090	1.03		
1.5	6351	951	1.18		
1.7	5550	831	1.36		
1.9	4875	730	1.54		
2.2	4201	629	1.79		
2.6	3666	549	2.1		
2.9	3272	490	2.3		
2	4621	692	0.87	R 107RF77 RF107RF77	4 4
2.3	3994	598	1.01		
2.6	3539	530	1.14		
2.9	3199	479	1.26		
3.4	2711	406	1.49		
3.9	2384	357	1.70		
4.5	2090	313	1.93		
5.1	1850	277	2.2		
5.7	1636	245	2.5		
3.3	2872	430	0.98	R 97RF57 RF97RF57	4 4
3.7	2531	379	1.11		
4.2	2244	336	1.26		
4.7	1977	296	1.43		
5.6	1663	249	1.70		
6.0	1563	234	1.80		
6.7	1396	209	2.0		
5.2	1783	267	0.82	R 87RF57 RF87RF57	4 4
6.0	1569	235	0.93		
6.7	1389	208	1.05		
5.5	1710	256	0.85		
6.1	1543	231	0.94		
7.2	1302	195	1.12		
2.8	3586	245.50	1.13	R 107 RF107	8 8
3.0	3283	226.11	1.23		
3.4	2901	200.87	1.39		
4.0	2461	167.29	1.64		

R SERIES

输出转速 Output speed r/min	输出扭矩 Output torque Nm	传动比 Ratio i	使用系数 Service factor f_B	机型号 Type Type	极数 Pole p
1.1KW					
3.5	2788	256.89	1.02	R 97 RF97	6 6
3.8	2613	240.83	1.08		
4.2	2343	215.94	1.20		
4.9	2018	185.97	1.39		
5.4	1812	256.89	1.56	R 97 RF97	4 4
5.8	1699	240.83	1.66		
6.5	1523	215.94	1.85		
7.5	1312	185.97	2.1		
8.3	1192	169.06	2.4		
9.3	1064	150.78	2.7		
11	894	126.75	3.2		
12	822	116.48	3.4		
6.5	1527	216.54	0.95	R 87 RF87	4 4
6.8	1451	205.71	1.00		
7.7	1282	181.77	1.14		
9.0	1096	155.34	1.33		
9.8	1004	142.41	1.45		
11	881	124.97	1.65		
12	835	118.43	1.74		
14	731	103.65	1.99		
15	659	93.38	2.2		
17	578	81.92	2.5		
19	510	72.37	2.9		
22	448	63.50	3.3		
23	424	60.18	3.4		
27	372	52.67	3.9		
12	856	121.42	0.90	R 77 RF77	4 4
14	726	102.99	1.06		
15	656	92.97	1.18		
17	577	81.80	1.34		
18	545	77.24	1.41		
21	464	65.77	1.66		
25	398	56.38	1.94		
28	359	50.90	2.1		
31	316	44.78	2.4		
33	298	42.29	2.6		
39	254	36.01	3.0		
43	231	32.72	3.3		
16	607	86.11	0.93	R 67 RF67	4 4
19	523	74.17	1.08		
20	492	69.75	1.15		
23	432	61.26	1.31		
25	401	56.89	1.41		
27	364	51.56	1.55		
30	326	46.29	1.73		
35	281	39.88	1.9		
37	265	37.50	2.0		
43	228	32.27	2.2		
49	203	28.83	2.4		
50	203	28.13	2.5		
52	192	26.72	2.6		
60	169	23.44	3.1		
70	143	19.89	3.9		

输出转速 Output speed r/min	输出扭矩 Output torque Nm	传动比 Ratio i	使用系数 Service factor f_B	机型号 Type Type	极数 Pole p
1.1KW					
20	488	69.23	0.87	R 57 RF57	4 4
22	457	64.85	0.92		
24	404	57.29	1.05		
26	375	53.22	1.13		
29	340	48.23	1.24		
32	305	43.30	1.39		
38	263	37.30	1.61		
40	247	35.07	1.71		
46	213	30.18	1.99		
52	190	26.97	2.2		
53	186	26.31	2.3		
56	176	24.99	2.4		
64	155	21.93	2.7		
75	131	18.60	3.2		
83	118	16.79	3.6		
29	337	47.75	0.84	R 47 RF47	4 4
33	302	42.87	0.93		
38	260	36.93	1.08		
40	245	34.73	1.15		
47	211	29.88	1.34		
52	188	26.70	1.50		
59	166	23.59	1.69		
60	164	23.28	1.72		
64	154	21.81	1.83		
73	136	19.27	2.0		
78	126	17.89	2.2		
86	114	16.22	2.3		
96	103	14.56	2.4		
112	88	12.54	2.7		
119	83	11.79	2.8		
138	72	10.15	3.0		
154	64	9.07	3.2		
43	229	32.40	0.82	R 37 RF37	4 4
49	203	28.73	0.93		
57	172	24.42	1.09		
73	139	19.31	1.35		
78	130	18.05	1.45		
90	112	15.60	1.67		
106	95	13.25	1.87		
118	85	11.83	2.0		
138	73	10.11	2.2		
148	68	9.47	2.3		
176	57	7.97	2.6		
210	48	6.67	2.8		
247	41	5.67	3.3		
277	36	5.06	3.5		
72	139	19.35	0.88	R 27 RF27	4 4
77	130	18.08	0.94		
90	113	15.63	1.09		
105	96	13.28	1.28		
118	85	11.86	1.42		
138	73	10.13	1.57		
172	59	8.16	1.86		
183	55	7.63	1.92		
212	47	6.59	2.1		
250	40	5.60	2.3		
280	36	5.00	2.5		
328	31	4.27	2.7		
350	29	4.00	2.8		
415	24	3.37	3.1		

R SERIES

输出转速 Output speed r/min	输出扭矩 Output torque Nm	传动比 Ratio i	使用系数 Service factor f_B	机型号 Type Type	极数 Pole p
1.1KW					
249	41	5.63	2.5	RX 71	4
262	39	5.35	2.5	RXF71	4
296	35	4.73	3.3		
201	51	4.53	1.50	RX 61	6
212	49	4.30	1.55	RXF 61	6
241	43	3.77	1.92		
309	33	4.53	2.3	RX 61	4
326	32	4.30	2.4	RXF 61	4
371	28	3.77	2.9		
438	24	3.20	4.0		
484	21	2.89	4.7		
551	19	2.54	5.9		
583	18	2.40	6.6		
686	15	2.04	8.4		
753	14	1.86	8.7		
870	12	1.61	9.1		
1000	10	1.40	9.5		
240	43	3.79	1.5	RX 51	6
256	40	3.55	1.6	RXF 51	6
290	36	3.14	1.7		
313	33	2.91	1.9		
345	30	2.64	2.2		
369	28	3.79	2.3	RX 51	4
394	26	3.55	2.5	RXF 51	4
446	23	3.14	2.6		
481	21	2.91	2.9		
530	19	2.64	3.3		
591	17	2.37	3.7		
686	15	2.04	4.3		
729	14	1.92	4.6		
848	12	1.65	5.3		
946	11	1.48	5.9		
1077	10	1.30	6.2		
700	15	2.00	1.02	RX 31	4
819	13	1.71	1.19	RXF 31	4
875	12	1.60	1.27		
1.5KW					
0.60	21246	2333	0.80	R 167RF97	4
0.67	18987	2085	0.89	RF167RF97	4
0.75	17093	1877	0.99		
0.84	15208	1670	1.11		
0.96	13259	1456	1.28		
1.1	11802	1296	1.43		
1.2	10354	1137	1.63		
1.4	9216	1012	1.84		
3.2	3934	432	3.1	R 147RF87	4
3.8	3388	373	3.6	RF147RF87	4
0.82	15527	1705	0.8	R 147RF77	4
0.91	13988	1536	0.87	RF147RF77	4
1.1	12103	1329	1.01		
1.2	10618	1166	1.15		
1.4	9371	1029	1.30		
1.6	8096	889	1.51		
1.8	7140	784	1.71		
2.0	6329	695	1.93		
2.3	5528	607	2.2		
2.6	4981	547	2.5		

输出转速 Output speed r/min	输出扭矩 Output torque Nm	传动比 Ratio i	使用系数 Service factor f_B	机型号 Type Type	极数 Pole p
1.5KW					
1.4	9393	1020	0.80	R 137RF77	4
1.6	8003	869	0.94	RF137RF77	4
2.0	6299	684	1.19		
2.4	5479	595	1.37		
1.3	10038	1090	0.75		
1.5	8758	951	0.86		
1.7	7653	831	0.98		
1.9	6723	730	1.12		
2.2	5792	629	1.30		
2.6	5056	549	1.49		
2.9	4512	490	1.67		
3.3	3941	428	1.91		
3.7	3444	374	2.2		
4.4	2919	317	2.6		
2.7	4644	510	0.87	R 107RF77	4
2.6	4827	530	0.84	RF107RF77	4
2.9	4362	479	0.93		
3.4	3697	406	1.09		
3.9	3251	357	1.24		
4.5	2850	313	1.42		
3.0	4216	463	0.96		
4.2	3060	336	0.92	R 97RF57	4
4.7	2696	296	1.05	RF97RF57	4
5.6	2268	249	1.24		
6.0	2131	234	1.32		
6.7	1903	209	1.48		
3.1	4413	226.11	0.92	R 107	8
3.5	3920	200.87	1.03	RF107	8
4.1	3265	167.29	1.24		
4.4	3045	156.04	1.32		
3.7	3593	245.50	1.12	R 107	6
4.1	3309	226.11	1.22	RF107	6
4.6	2940	200.87	1.37		
5.5	2449	167.29	1.65		
5.8	2304	156.04	1.77		
6.6	2041	139.47	1.98		
5.4	2417	256.89	1.14	R 97	4
5.8	2316	240.83	1.22	RF97	4
6.5	2077	215.94	1.36		
7.5	1789	185.97	1.58		
8.3	1626	169.06	1.73		
9.3	1450	150.78	1.94		
11	1219	126.75	2.3		
12	1120	116.48	2.5		
14	995	103.44	2.8		
15	889	92.48	3.2		
7.7	1748	181.77	0.83	R 87	4
9.0	1494	155.34	0.98	RF87	4
9.8	1370	142.41	1.06		
11	1202	124.97	1.21		
12	1139	118.43	1.28		
14	997	103.65	1.46		
15	898	93.38	1.62		
17	788	81.92	1.85		
19	696	72.37	2.1		
22	611	63.50	2.4		
23	579	60.18	2.5		
27	507	52.67	2.9		
30	456	47.45	3.2		
34	400	41.63	3.6		
38	353	36.73	4.1		

R SERIES

输出转速 Output speed r/min	输出扭矩 Output torque Nm	传动比 Ratio i	使用系数 Service factor f_B	机型号 Type Type	极数 Pole p
1.5KW					
15	894	92.97	0.86	R 77	4
17	787	81.80	0.98	RF77	4
18	743	77.24	1.04		
21	633	65.77	1.22		
25	542	56.38	1.42		
28	490	50.90	1.57		
31	431	44.78	1.79		
33	407	42.29	1.90		
39	346	36.01	2.2		
43	315	32.72	2.4		
49	273	28.35	2.8		
57	237	24.67	3.1		
60	225	23.37	3.4		
65	206	21.43	3.7		
74	181	18.80	4.1		
23	589	61.26	0.96	R 67	4
25	547	56.89	1.03	RF67	4
27	496	51.56	1.14		
30	445	46.29	1.27		
35	384	39.88	1.47		
37	361	37.50	1.56		
43	310	32.27	1.82		
49	277	28.83	2.0		
50	276	28.13	2.0		
52	262	26.72	2.1		
60	230	23.44	2.4		
70	195	19.89	2.9		
78	176	17.95	3.2		
26	523	53.22	0.8	R 57	4
29	474	48.23	0.9	RF57	4
32	425	43.30	1.0		
38	366	37.30	1.15		
40	344	35.07	1.23		
46	296	30.18	1.43		
52	265	26.97	1.60		
53	258	26.31	1.64		
56	245	24.99	1.72		
64	215	21.93	1.96		
75	183	18.60	2.3		
83	165	16.79	2.6		
95	145	14.77	2.8		
100	137	13.95	2.9		
118	117	11.88	3.3		
38	355	36.93	0.8	R 47	4
40	334	34.73	0.84	RF47	4
47	287	29.88	0.98		
52	257	26.70	1.1		
59	227	23.59	1.2		
60	224	23.28	1.26		
64	210	21.81	1.34		
73	185	19.27	1.50		
78	172	17.89	1.58		
86	156	16.22	1.66		
96	140	14.56	1.8		
112	121	12.54	1.9		
119	113	11.79	2.0		
138	98	10.15	2.2		
154	87	9.07	2.4		
175	77	8.01	2.5		
180	75	7.76	2.1		
201	67	6.96	2.2		
233	58	6.00	2.5		
248	54	5.64	2.7		
289	47	4.85	3.0		
323	42	4.34	3.3		
366	37	3.83	3.7		

输出转速 Output speed r/min	输出扭矩 Output torque Nm	传动比 Ratio i	使用系数 Service factor f_B	机型号 Type Type	极数 Pole p
1.5KW					
73	186	19.31	1.01	R 37	4
78	174	18.05	1.08	RF37	4
90	150	15.60	1.25		
106	127	13.25	1.40		
118	114	11.83	1.51		
138	97	10.11	1.64		
148	91	9.47	1.72		
176	77	7.97	1.91		
210	64	6.67	2.1		
247	55	5.67	2.4		
277	49	5.06	2.6		
324	42	4.32	2.9		
346	39	4.05	2.9		
411	33	3.41	3.2		
90	150	15.63	0.81	R 27	4
105	128	13.28	0.96	RF27	4
118	114	11.86	1.06		
138	97	10.13	1.18		
172	78	8.16	1.39		
183	73	7.63	1.43		
212	63	6.59	1.57		
250	54	5.60	1.73		
280	48	5.00	1.86		
328	41	4.27	1.99		
350	38	4.00	2.1		
415	32	3.37	2.3		
249	54	5.63	1.91	RX 71	4
262	51	5.35	1.88	RXF71	4
296	45	4.73	2.5		
347	39	4.04	3.5		
378	36	3.70	4.0		
431	31	3.25	5.5		
455	30	3.08	6.1		
519	26	2.70	7.8		
576	23	2.43	8.6		
309	44	4.53	1.77	RX 61	4
326	41	4.30	1.82	RXF61	4
371	36	3.77	2.3		
438	31	3.20	3.1		
484	28	2.89	3.6		
551	24	2.54	4.5		
583	23	2.40	5.0		
686	20	2.04	6.4		
753	18	1.86	6.6		
870	15	1.61	6.9		
1000	13	1.40	7.3		
369	36	3.79	1.78	RX 51	4
394	34	3.55	1.90	RXF51	4
446	30	3.14	2.0		
481	28	2.91	2.3		
530	25	2.64	2.6		
591	23	2.37	2.8		
686	20	2.04	3.3		
729	18	1.92	3.5		
848	16	1.65	4.1		
946	14	1.48	4.5		
1077	13	1.30	4.7		

R SERIES

输出转速 Output speed r/min	输出扭矩 Output torque Nm	传动比 Ratio i	使用系数 Service factor f_B	机型号 Type Type	极数 Pole p
2.2KW					
0.85	21991	1670	0.8	R 167RF97 RF167RF97	4 4
0.98	19173	1456	0.88		
1.1	17066	1296	1.0		
1.2	14972	1137	1.1		
1.4	13326	1012	1.27		
1.6	11483	872	1.47		
1.8	10140	770	1.67		
2.1	8744	664	1.9		
2.6	7111	540	1.72	R 147RF87 RF147RF87	4 4
3.1	6084	462	2.0		
3.3	5689	432	2.1		
3.8	4912	373	2.5		
4.3	4346	330	2.8		
1.2	15354	1166	0.80	R 147RF77 RF147RF77	4 4
1.4	13550	1029	0.90		
1.6	11707	889	1.04		
1.8	10324	784	1.18		
2.0	9152	695	1.34		
2.3	7993	607	1.53		
2.6	7203	547	1.70		
3.0	6321	480	1.93		
2.1	9108	684	0.83	R 137RF77 RF137RF77	4 4
2.4	7923	595	0.95		
1.9	9721	730	0.77		
2.3	8376	629	0.90		
2.6	7311	549	1.03		
2.9	6525	490	1.15		
3.3	5699	428	1.32		
3.8	4980	374	1.51		
4.5	4221	317	1.78		
5.0	3808	286	1.97		
5.6	3377	250	2.2		
6.4	2958	219	2.5		
3.9	4822	357	0.84	R 107RF77 RF107RF77	4 4
4.5	4228	313	0.96		
5.1	3741	277	1.08		
5.5	3458	256	1.17		
6.7	2809	208	1.44		
4.4	4336	321	0.93		
6.0	3125	234	0.90	R 97RF57 RF97RF57	4 4
6.7	2791	209	1.01		
3.2	6212	223.34	1.21	R 137 RF137	8 8
3.8	5234	188.16	1.43		
4.1	4851	174.4	1.55		
4.5	4348	156.31	1.73		
5.0	3925	141.12	1.92		
5.5	3565	128.18	2.1		
6.2	3163	113.72	2.4		
6.9	2871	103.2	2.6		
4.7	4220	200.87	0.96	R 107 RF107	6 6
5.6	3515	167.29	1.15		
6.0	3278	156.04	1.23		
6.7	2930	139.47	1.38		

输出转速 Output speed r/min	输出扭矩 Output torque Nm	传动比 Ratio i	使用系数 Service factor f_B	机型号 Type Type	极数 Pole p
2.2KW					
5.8	3414	245.50	1.18	R 107 RF107	4 4
6.3	3145	226.11	1.29		
7.1	2744	200.87	1.45		
8.5	2327	167.29	1.74		
9.1	2170	156.04	1.86		
10	1940	139.47	2.1		
11	1746	125.55	2.3		
12	1581	113.70	2.6		
14	1402	100.82	2.9		
16	1286	91.16	3.2		
6.6	3003	215..94	0.94	R 97 RF97	4 4
7.6	2586	185.97	1.09		
8.4	2351	169.06	1.20		
9.4	2097	150.78	1.34		
11	1763	126.75	1.60		
12	1620	116.48	1.74		
14	1439	103.44	1.96		
15	1286	92.48	2.2		
17	1156	83.15	2.4		
20	1004	72.17	2.8		
22	906	65.12	3.1		
24	832	59.84	3.4		
27	739	53.14	3.8		
30	661	47.51	4.3		
11	1738	124.97	0.84	R 87 RF87	4 4
12	1647	118.43	0.88		
14	1442	103.65	1.01		
15	1299	93.38	1.12		
17	1139	81.92	1.28		
20	1007	72.37	1.45		
22	883	63.50	1.65		
24	837	60.18	1.74		
27	733	52.67	1.99		
30	660	47.45	2.2		
34	579	41.63	2.5		
39	511	36.73	2.9		
44	453	32.57	3.2		
41	478	34.34	3.0		
45	434	31.22	3.4		
51	387	27.81	3.8		
61	325	23.40	4.5		
66	299	21.51	4.7		
22	915	65.77	0.8	R 77 RF77	4 4
25	784	56.38	1.0		
28	708	50.90	1.1		
32	623	44.78	1.2		
34	588	42.29	1.31		
39	501	36.01	1.54		
43	455	32.72	1.69		
50	394	28.35	1.95		
58	343	24.67	2.1		
61	325	23.37	2.4		
66	298	21.43	2.6		
76	261	18.80	2.8		
80	248	17.82	3.0		
91	217	15.60	3.2		
101	195	14.05	3.5		

输出转速 Output speed r/min	输出扭矩 Output torque Nm	传动比 Ratio i	使用系数 Service factor f_B	机型号 Type Type	极数 Pole p
2.2KW					
36	555	39.88	0.98	R 67 RF67	4 4
38	522	37.50	1.03		
44	449	32.27	1.13		
49	401	28.83	1.22		
61	326	23.44	1.61		
71	277	19.89	2.0		
79	250	17.95	2.2		
90	220	15.79	2.4		
95	207	14.91	2.5		
112	177	12.70	2.8		
123	160	11.54	2.9		
142	139	10.00	3.2		
163	121	8.70	3.4		
182	108	7.79	3.3		
38	519	37.30	0.82	R 57 RF57	4 4
40	488	35.07	0.87		
47	420	30.18	1.01		
53	375	26.97	1.13		
65	305	21.93	1.39		
76	259	18.60	1.64		
85	234	16.79	1.81		
96	205	14.77	1.99		
102	194	1395	2.1		
120	165	11.88	2.3		
132	150	10.79	2.4		
152	130	9.35	2.7		
157	126	9.06	2.8		
178	111	7.97	3.0		
74	268	19.27	1.03	R 47 RF47	4 4
88	226	16.22	1.15		
98	203	14.56	1.23		
113	174	12.54	1.35		
120	164	11.79	1.40		
140	141	10.15	1.53		
157	126	9.07	1.64		
177	111	8.01	1.73		
183	108	7.76	1.42		
204	97	6.96	1.54		
237	83	6.00	1.76		
252	78	5.64	1.86		
293	67	4.85	2.1		
327	60	4.34	2.3		
371	53	3.83	2.5		
91	217	15.60	0.87	R 37 RF37	4 4
107	184	13.25	0.97		
120	165	11.83	1.05		
140	141	10.11	1.14		
150	132	9.47	1.19		
178	111	7.97	1.32		
213	93	6.67	1.46		
250	79	5.67	1.69		
281	70	5.06	1.80		
329	60	4.32	2.0		
351	56	4.05	2.0		
416	47	3.41	2.2		
140	141	10.13	0.81	R 27 RF27	4 4
215	92	6.59	1.09		
254	78	5.60	1.19		
284	70	5.00	1.28		
333	59	4.27	1.38		
355	56	4.00	1.44		
421	47	3.37	1.58		

输出转速 Output speed r/min	输出扭矩 Output torque Nm	传动比 Ratio i	使用系数 Service factor f_B	机型号 Type Type	极数 Pole p
2.2KW					
300	69	4.73	1.69	RX 71 RXF71	4 4
351	59	4.04	2.3		
384	54	3.70	2.7		
437	47	3.25	3.6		
461	45	3.08	4.1		
526	39	2.70	5.2		
584	35	2.43	5.7		
667	31	2.13	6.1		
755	27	1.88	6.4		
850	24	1.67	6.7		
1000	21	1.42	7.1		
377	55	3.77	1.50	RX 61 RXF61	4 4
444	46	3.20	2.0		
491	42	2.89	2.4		
559	37	2.54	3.0		
592	35	2.40	3.3		
696	30	2.04	4.3		
763	27	1.86	4.4		
882	23	1.61	4.6		
1014	20	1.40	4.8		
452	46	3.14	1.34	RX 51 RXF51	4 4
538	38	2.64	1.69		
599	34	2.37	1.89		
696	30	2.04	2.2		
740	28	1.92	2.3		
861	24	1.65	2.7		
959	21	1.48	3.0		
1092	19	1.30	3.1		
3.0KW					
1.2	20417	1137	0.83	R 167RF97 RF167RF97	4 4
1.4	18172	1012	0.93		
1.6	15658	872	1.08		
1.8	13827	770	1.22		
2.1	11923	664	1.42		
2.8	9158	510	1.85		
2.6	9697	540	1.26	R 147RF87 RF147RF87	4 4
3.1	8296	462	1.47		
3.3	7757	432	1.58		
3.8	6698	373	1.82		
4.3	5926	330	2.1		
5.0	5082	283	2.4		
1.6	15963	889	0.8	R 147RF77 RF147RF77	4 4
1.8	14078	784	0.87		
2.0	12480	695	0.98		
2.3	10900	607	1.12		
2.6	9822	547	1.24		
2.9	8898	490	0.85	R 137RF77 RF137RF77	4 4
3.3	7772	428	0.97		
3.8	6791	374	1.11		
4.5	5756	317	1.31		
5.0	5193	286	1.45		
5.7	4540	250	1.66		
6.5	3977	219	1.89		
2.7	9388	517	0.80		
3.1	8226	453	0.91		
5.8	4647	245	0.87	R 107RF77 RF107RF77	4 4
6.8	3945	208	1.02		
7.8	3433	181	1.18		
5.6	4798	253	0.84		

R SERIES

输出转速 Output speed r/min	输出扭矩 Output torque Nm	传动比 Ratio i	使用系数 Service factor f_B	机型号 Type Type	极数 Pole p
3.0KW					
3.2	8472	223.34	0.89	R 137 RF137	8 8
3.8	7137	188.16	1.05		
4.1	6615	174.40	1.14		
4.5	5929	156.31	1.27		
5.0	5353	141.12	1.40		
5.5	4862	128.18	1.55		
6.2	4314	113.72	1.74		
6.9	3914	103.20	1.92		
8.0	3364	88.70	2.20		
4.3	6245	222.60	1.20	R 137 RF137	6 6
5.1	5287	188.45	1.42		
5.5	4892	174.40	1.54		
6.1	4385	156.31	1.71		
6.8	3959	141.12	1.90		
7.5	3596	128.18	2.10		
8.4	3190	113.72	2.40		
9.3	2895	103.20	2.60		
6.2	4377	156.04	0.92	R 107 RF107	6 6
6.9	3913	139.47	1.03		
7.6	3522	125.55	1.15		
6.3	4288	226.11	0.94	R 107 RF107	4 4
7.1	3810	200.87	1.06		
8.5	3172	167.29	1.27		
9.1	2959	156.04	1.37		
10	2645	139.47	1.53		
11	2381	125.55	1.70		
12	2156	113.70	1.87		
14	1912	100.82	2.1		
16	1729	91.16	2.3		
18	1465	77.26	2.8		
20	1366	72.00	3.0		
9.4	2860	150.78	0.99	R 97 RF97	4 4
11	2404	126.75	1.17		
12	2209	116.48	1.28		
14	1962	103.44	1.44		
15	1754	92.48	1.61		
17	1577	83.15	1.79		
20	1369	72.17	2.1		
22	1235	65.12	2.3		
24	1135	59.84	2.5		
27	1008	53.14	2.8		
30	901	47.51	3.1		
33	810	42.72	3.5		
38	703	37.08	4.0		
43	630	33.20	4.3		
15	1771	93.38	0.82	R 87 RF87	4 4
17	1554	81.92	0.94		
20	1373	72.37	1.06		
22	1204	63.50	1.21		
24	1141	60.18	1.28		
27	999	52.67	1.46		
30	900	47.45	1.62		
34	790	41.63	1.85		
39	697	36.73	2.1		
44	618	32.57	2.4		
51	527	27.81	2.8		
41	651	34.34	2.2		
45	592	31.22	2.5		
51	528	27.84	2.8		
61	444	23.40	3.3		
66	408	21.51	3.5		
74	362	19.10	3.6		
83	324	17.08	4.0		
93	291	15.35	4.3		

输出转速 Output speed r/min	输出扭矩 Output torque Nm	传动比 Ratio i	使用系数 Service factor f_B	机型号 Type Type	极数 Pole p
3.0KW					
32	849	44.78	0.91	R 77 RF77	4 4
34	802	42.29	0.96		
39	683	36.01	1.13		
43	621	32.72	1.24		
50	538	28.35	1.43		
58	468	24.67	1.57		
61	443	23.37	1.74		
66	406	21.43	1.90		
76	357	18.80	2.1		
80	338	17.82	2.2		
91	296	15.60	2.4		
101	266	14.05	2.5		
115	234	12.33	2.8		
131	206	10.88	3.0		
147	183	9.64	3.2		
169	160	8.42	3.7		
187	144	7.59	4.0		
213	126	6.66	4.3		
61	445	23.44	1.18	R 67 RF67	4 4
71	377	19.89	1.50		
79	340	17.95	1.63		
90	299	15.79	1.76		
95	283	14.91	1.8		
112	241	12.70	2.0		
123	219	11.54	2.1		
142	190	10.00	2.3		
53	511	26.97	0.8	R 57 RF57	4 4
65	416	21.93	1.02		
76	353	18.60	1.20		
85	318	16.79	1.33		
96	280	14.77	1.46		
102	265	13.95	1.53		
120	225	11.88	1.69		
132	205	10.79	1.79		
152	177	9.35	2.0		
157	172	9.06	2.1		
178	151	7.97	2.2		
189	143	7.53	2.3		
222	122	6.41	2.6		
244	110	5.82	2.7		
281	96	5.05	3.0		
323	83	4.39	3.2		
88	308	16.22	0.84	R 47 RF47	4 4
98	276	14.56	0.90		
113	238	12.54	0.99		
120	224	11.79	1.03		
140	192	10.15	1.12		
157	172	9.07	1.20		
177	152	8.01	1.27		
183	147	7.76	1.04		
204	132	6.96	1.13		
237	114	6.00	1.29		
252	107	5.64	1.36		
293	92	4.85	1.53		
327	82	4.34	1.67		
371	73	3.83	1.86		
140	192	10.11	0.83	R 37 RF37	4 4
150	180	9.47	0.87		
178	151	7.97	0.97		
213	126	6.67	1.07		
250	108	5.67	1.24		
281	96	5.06	1.32		
329	82	4.32	1.45		
351	77	4.05	1.49		
416	65	3.41	1.63		

R SERIES

输出转速 Output speed r/min	输出扭矩 Output torque Nm	传动比 Ratio i	使用系数 Service factor f_B	机型号 Type Type	极数 Pole p
3.0KW					
254	106	5.60	0.88	R 27 RF27	4 4
284	95	5.00	0.94		
333	81	4.27	1.01		
355	76	4.00	1.05		
421	64	3.37	1.2		
109	258	6.47	4.31	RX 121 RXF 121	8 8
220	127	6.44	1.42	RX 81 RXF 81	4 4
256	110	5.55	1.92		
281	100	5.05	2.3		
316	89	4.50	3.1		
376	75	3.78	3.8		
300	94	4.73	1.24	RX 71 RXF 71	4 4
351	80	4.04	1.68		
384	73	3.70	1.97		
437	64	3.25	2.7		
461	61	3.08	3.0		
377	75	3.77	1.10	RX 61 RXF 61	4 4
444	63	3.20	1.49		
491	57	2.89	1.74		
559	50	2.54	2.2		
592	47	2.40	2.4		
696	40	2.04	3.1		
763	37	1.86	3.2		
882	32	1.61	3.4		
1014	28	1.40	3.5		
452	62	3.14	0.98	RX 51 RXF 51	4 4
538	52	2.64	1.24		
599	47	2.37	1.38		
696	40	2.04	1.61		
740	38	1.92	1.71		
861	33	1.65	1.99		
959	29	1.48	2.2		
1092	26	1.30	2.3		
4.0KW					
1.7	20588	872	0.82	R 167RF97 RF167RF97	4 4
1.9	18179	770	0.93		
2.2	15677	664	1.08		
2.8	12041	510	1.41		
3.8	8972	380	1.89		
4.3	7980	338	2.1		
2.7	12749	540	0.96	R 147RF87 RF147RF87	4 4
3.1	10908	462	1.12		
3.3	10199	432	1.20		
3.9	8806	373	1.39		
4.4	7791	330	1.57		
5.1	6682	283	1.83		
5.8	5902	250	2.1		
6.7	5100	216	2.4		
7.5	4509	191	2.7		
8.9	3801	161	3.2		
2.4	14331	607	0.85	R 147RF77 RF147RF77	4 4
2.6	12915	547	0.95		
3.0	11333	480	1.08		
3.5	9609	407	1.27		

输出转速 Output speed r/min	输出扭矩 Output torque Nm	传动比 Ratio i	使用系数 Service factor f_B	机型号 Type Type	极数 Pole p
4.0KW					
3.9	8830	374	0.85	R 137RF77 RF137RF77	4 4
4.5	7484	317	1.00		
5.0	6752	286	1.11		
5.8	5902	250	1.27		
6.6	5171	219	1.45		
3.8	8877	376	0.85		
4.2	8004	339	0.94		
4.8	7012	297	1.07		
8.0	4273	181	0.95	R 107RF77 RF107RF77	4 4
7.5	4509	191	0.90		
8.6	3943	167	1.03		
4.4	8152	163.46	1.50	R 147 RF147	8 8
4.9	7324	146.85	1.67		
6.0	5946	119.24	2.0		
6.5	5487	110.03	2.2		
4.1	8698	174.40	0.86	R 137 RF137	8 8
4.6	7796	156.31	0.96		
5.1	7038	141.12	1.07		
5.6	6393	128.18	1.18		
6.3	5671	113.72	1.33		
7.0	5147	103.20	1.46		
4.3	8354	223.34	0.90	R 137 RF137	6 6
5.1	7038	188.16	1.07		
5.5	6523	174.40	1.15		
6.1	5847	156.4	1.29		
6.8	5278	141.12	1.42		
7.5	4794	128.18	1.57		
8.4	4254	113.72	1.77		
9.3	3860	103.2	1.95		
11	3318	88.70	2.3		
9	4172	167.29	0.97	R 107 RF107	4 4
9	3891	156.04	1.04		
10	3478	139.47	1.16		
11	3131	125.55	1.29		
13	2835	113.70	1.43		
14	2514	100.82	1.61		
16	2273	91.16	1.78		
19	1927	77.26	2.1		
20	1795	72.00	2.3		
22	1616	64.81	2.5		
25	1464	58.69	2.8		
28	1298	52.05	3.1		
12	2905	116.48	0.97	R 97 RF97	4 4
14	2579	103.44	1.09		
16	2306	92.48	1.22		
17	2073	83.15	1.36		
20	1800	72.17	1.57		
22	1624	65.12	1.74		
24	1492	59.84	1.89		
27	1325	53.14	2.1		
30	1185	47.51	2.4		
34	1065	42.72	2.6		
39	925	37.08	3.0		
43	828	33.20	3.3		
45	803	32.22	3.0		
54	669	26.84	3.6		
58	624	25.03	4.3		
64	558	22.37	4.6		
71	502	20.14	4.9		
78	455	18.24	6.2		

R SERIES

输出转速 Output speed r/min	输出扭矩 Output torque Nm	传动比 Ratio i	使用系数 Service factor f_B	机型号 Type Type	极数 Pole p
4.0KW					
23	1583	63.5	0.92		
24	1501	60.18	0.97		
27	1313	52.67	1.11		
30	1183	47.45	1.23		
35	1038	41.63	1.40		
39	916	36.73	1.59		
44	812	32.57	1.79		
52	693	27.81	2.1		
42	856	34.34	1.70	R 87	4
46	779	31.22	1.87	RF87	4
52	694	27.84	2.1		
62	584	23.40	2.5		
67	536	21.51	2.7		
75	476	19.10	3.1		
84	426	17.08	3.1		
94	383	15.35	3.3		
108	332	13.33	3.6		
121	297	11.93	3.9		
40	898	36.01	0.86		
44	816	32.72	0.94		
51	707	28.35	1.09		
58	615	24.67	1.19		
62	583	23.37	1.32		
67	534	21.43	1.44		
77	469	18.80	1.56		
81	444	17.82	1.65		
92	389	15.60	1.79	R 77	4
102	350	14.05	1.93	RF77	4
117	307	12.33	2.1		
132	271	10.88	2.3		
149	240	9.64	2.5		
171	210	8.42	2.8		
190	189	7.59	3.0		
216	166	6.66	3.3		
245	147	5.88	3.5		
276	130	5.21	3.7		
72	496	19.89	1.14		
80	448	17.95	1.24		
91	394	15.79	1.34		
97	372	14.91	1.39		
113	317	12.70	1.54		
125	288	11.54	1.63		
144	249	10.00	1.77	R 67	4
166	217	8.70	1.91	RF67	4
185	194	7.79	1.84		
196	184	7.36	1.90		
230	156	6.27	2.0		
253	142	5.70	2.1		
292	123	4.93	2.2		
336	107	4.29	2.4		
77	464	18.60	0.91		
86	419	16.79	1.01		
97	368	14.77	1.11		
103	348	13.95	1.16		
121	296	11.88	1.29		
133	269	10.79	1.36		
154	233	9.35	1.49	R 57	4
159	226	9.06	1.56	RF57	4
181	199	7.97	1.68		
191	188	7.53	1.75		
225	160	6.41	1.97		
247	145	5.82	2.1		
285	126	5.05	2.3		
328	109	4.39	2.4		

输出转速 Output speed r/min	输出扭矩 Output torque Nm	传动比 Ratio i	使用系数 Service factor f_B	机型号 Type Type	极数 Pole p
4.0KW					
142	253	10.15	0.85		
159	226	9.07	0.91		
180	200	8.01	0.96		
207	174	6.96	0.86		
240	150	6.00	0.98	R 47	4
255	141	5.64	1.04	RF 47	4
297	121	4.85	1.17		
332	108	4.34	1.27		
376	96	3.83	1.42		
109	344	6.47	3.23	RX 121	8
121	310	5.88	3.59	RXF 121	8
147	254	6.47	4.37	RX 121	6
				RXF 121	6
259	144	5.55	1.46		
285	131	5.05	1.78	RX 81	4
320	117	4.50	2.3	RXF 81	4
381	98	3.78	2.9		
356	105	4.04	1.28		
389	96	3.70	1.50		
443	84	3.25	2.0		
468	80	3.08	2.3		
533	70	2.70	2.9	RX 71	4
593	63	2.43	3.2	RXF 71	4
676	55	2.13	3.4		
766	49	1.88	3.6		
862	43	1.67	3.7		
1014	37	1.42	3.9		
450	83	3.20	1.13		
498	75	2.89	1.33		
567	66	2.54	1.68		
600	62	2.40	1.85	RX 61	4
706	53	2.04	2.4	RXF 61	4
774	48	1.86	2.4		
894	42	1.61	2.6		
1029	36	1.40	2.7		
545	69	2.64	0.95		
608	62	2.37	1.05		
706	53	2.04	1.22	RX 51	4
750	50	1.92	1.30	RXF 51	4
873	43	1.65	1.51		
973	38	1.48	1.66		
1108	34	1.30	1.75		
5.5KW					
2.2	21556	664	0.80		
2.5	18764	578	0.90		
2.8	16556	510	1.02		
3.3	14219	438	1.19	R 167RF97	4
3.8	12336	380	1.37	RF167RF97	4
4.3	10973	338	1.54		
4.7	9966	307	1.70		
5.1	9155	282	1.85		
3.1	14998	462	0.81		
3.3	14024	432	0.87		
3.9	12109	373	1.01		
4.4	10713	330	1.14	R 147RF87	4
5.1	9187	283	1.33	RF147RF87	4
5.8	8116	250	1.51		
6.7	7012	216	1.74		
7.5	6201	191	1.97		

输出转速 Output speed r/min	输出扭矩 Output torque Nm	传动比 Ratio i	使用系数 Service factor f_B	机型号 Type Type	极数 Pole p
5.5KW					
3.7	12752	196.41	1.32		
4.5	10440	160.80	1.63	R 167	8
5.5	8469	130.44	1.99	RF167	8
6.0	7855	120.99	2.17		
6.9	6779	104.41	2.50		
4.4	10613	163.46	1.15		
4.9	9534	146.85	1.28	R 147	8
6.0	7742	119.24	1.57	RF147	8
6.6	7144	110.03	1.72		
5.9	7960	163.46	1.54		
6.5	7151	146.85	1.71		
8	6133	119.24	2.0	R 147	6
8.8	5659	110.03	2.2	RF147	6
10	4865	94.60	2.5		
12	4293	83.47	2.8		
5.6	8790	128.18	0.86		
6.3	7798	113.72	0.96	R 137	8
7.0	7077	103.2	1.06	RF137	8
8.1	6083	88.70	1.24		
5.5	8970	174.40	0.84		
6.1	8039	156.31	0.94		
6.8	7258	141.12	1.04	R 137	6
7.5	6592	128.18	1.14	RF137	6
8.4	5849	113.72	1.29		
9.3	5308	103.20	1.42		
6.4	7658	223.34	0.98		
7.7	6451	188.16	1.17		
8.3	5980	174.40	1.26		
9.2	5359	156.31	1.40		
10	4839	141.12	1.55		
11	4395	128.18	1.71		
13	3899	113.72	1.93	R 137	4
14	3538	103.20	2.1	RF137	4
16	3041	88.70	2.5		
18	2774	80.91	2.7		
20	2520	73.49	3.0		
22	2236	65.20	3.4		
24	2029	59.17	3.7		
28	1744	50.86	4.3		
11	4305	125.55	0.94		
13	3898	113.70	1.04		
14	3457	100.82	1.17		
16	3126	91.16	1.29		
19	2649	77.26	1.54	R 107	4
20	2469	72.00	1.64	RF107	4
22	2222	64.84	1.82		
25	2012	58.69	2.01		
28	1785	52.05	2.3		
31	1614	47.06	2.5		
36	1367	39.88	3.0		
17	2851	83.15	0.99		
20	2475	72.17	1.14		
22	2233	65.12	1.26		
24	2052	59.84	1.37		
27	1822	53.14	1.55	R 97	4
30	1629	47.51	1.73	RF97	4
34	1465	42.72	1.93		
39	1271	37.08	2.2		
43	1138	33.20	2.4		
52	944	27.54	2.7		

输出转速 Output speed r/min	输出扭矩 Output torque Nm	传动比 Ratio i	使用系数 Service factor f_B	机型号 Type Type	极数 Pole p
5.5KW					
45	1105	32.22	2.2		
54	920	26.84	2.6		
58	858	25.03	3.1		
64	767	22.37	3.3	R 97	4
71	691	20.14	3.6	RF97	4
79	625	18.24	3.8		
89	554	16.17	4.1		
30	1627	47.45	0.90		
35	1427	41.63	1.02		
39	1259	36.73	1.16		
44	1117	32.57	1.30		
52	954	27.81	1.53		
52	955	27.84	1.53		
62	802	23.40	1.82		
67	738	21.51	2.0		
75	655	19.10	2.1	R 87	4
84	586	17.08	2.2	RF87	4
94	526	15.35	2.4		
108	457	13.33	2.6		
121	409	11.93	2.8		
145	339	9.90	3.3		
156	317	9.25	3.6		
173	285	8.32	3.8		
199	248	7.22	4.1		
77	645	18.80	1.14		
81	611	17.82	1.20		
92	535	15.60	1.30		
102	482	14.05	1.40		
117	423	12.33	1.53		
132	373	10.88	1.66	R 77	4
149	331	9.64	1.79	RF77	4
171	289	8.42	2.1		
190	260	7.59	2.2		
216	228	6.66	2.4		
245	202	5.88	2.52		
276	179	5.21	2.68		
91	541	15.79	0.97		
97	511	14.91	1.01		
113	435	12.70	1.12		
125	396	11.54	1.19		
144	343	10.00	1.29		
166	298	8.70	1.39	R 67	4
185	267	7.79	1.34	RF67	4
196	252	7.36	1.38		
230	215	6.27	1.44		
253	195	5.70	1.49		
292	169	4.93	1.61		
336	147	4.29	1.73		
97	506	14.77	0.81		
103	478	13.95	0.85		
121	407	11.88	0.93		
133	370	10.79	0.99		
154	321	9.35	1.08	R 57	4
181	273	7.97	1.22	RF57	4
191	258	7.53	1.27		
225	220	6.41	1.43		
247	200	5.82	1.51		
285	173	5.05	1.66		
328	151	4.39	1.75		
297	166	4.85	0.85	R 47	4
332	149	4.34	0.92	RF47	4
376	131	3.83	1.03		

R SERIES

R SERIES

输出转速 Output speed r/min	输出扭矩 Output torque Nm	传动比 Ratio i	使用系数 Service factor f_B	机型号 Type Type	极数 Pole p
5.5KW					
116	443	6.22	3.79	RX 151 RXF 151	8 8
123	420	5.88	2.64	RX 121 RXF 121	8 8
147	350	6.47	3.18	RX 121 RXF 121	6 6
164	315	5.88	3.53		
182	283	5.28	3.92		
217	238	6.65	1.82	RX 101 RXF 101	4 4
257	200	5.60	2.14		
277	186	5.19	3.52		
310	166	4.65	3.93		
247	208	5.82	1.9	RX 91 RXF 91	4 4
297	173	4.85	2.1		
319	162	4.52	3.5		
356	144	4.04	3.9		
396	130	3.64	4.3		
436	118	3.30	4.7		
493	104	2.92	5.4		
545	94	2.64	5.9		
643	80	2.24	7.0		
735	70	1.96	7.6		
878	59	1.64	8.1		
1014	51	1.42	8.4		
320	161	4.50	1.7	RX 81 RXF 81	4 4
381	135	3.78	2.1		
414	124	3.48	3.1		
466	110	3.09	3.4		
522	99	2.76	3.9		
581	89	2.48	4.3		
670	77	2.15	4.7		
443	116	3.25	1.47	RX 71 RXF 71	4 4
468	110	3.08	1.65		
533	97	2.70	2.1		
593	87	2.43	2.3		
676	76	2.13	2.5		
766	67	1.88	2.6		
862	60	1.67	2.7		
1014	51	1.42	2.9		
567	91	2.54	1.22	RX 61 RXF 61	4 4
600	86	2.40	1.35		
706	73	2.04	1.73		
774	66	1.86	1.78		
894	58	1.61	1.86		
1029	50	1.40	2.0		
706	73	2.04	0.89	RX 51 RXF 51	4 4
750	69	1.92	0.95		
873	59	1.65	1.10		
973	53	1.48	1.21		
1108	46	1.30	1.27		
7.5KW					
2.9	22268	510	0.8	R 167RF97 RF167RF97	4 4
3.3	19124	438	0.88		
3.8	16591	380	1.02		
4.3	14758	338	1.15		
4.8	13404	307	1.26		
5.2	12313	282	1.37		

输出转速 Output speed r/min	输出扭矩 Output torque Nm	传动比 Ratio i	使用系数 Service factor f_B	机型号 Type Type	极数 Pole p
7.5KW					
4.4	14408	330	0.85	R 147RF87 RF147RF87	4 4
5.2	12356	283	0.99		
5.8	10915	250	1.12		
6.8	9431	216	1.30		
7.6	8339	191	1.47		
9.1	7030	161	1.74		
3.7	18366	196.41	0.92	R 167 RF167	8 8
4.5	15036	160.80	1.13		
5.5	12197	130.44	1.39		
6.0	11314	120.99	1.50		
6.9	9763	104.41	1.73		
4.9	13775	196.41	1.23	R 167 RF167	6 6
6.0	11277	160.80	1.50		
7.4	9145	130.44	1.84		
7.9	8485	120.99	1.99		
9.2	7323	104.41	2.31		
10	6462	92.14	2.6		
12	5602	79.88	3.0		
14	4984	71.07	3.4		
15	4487	63.98	3.8		
16	4103	58.51	4.1		
4.4	15285	163.46	0.80	R 147 RF147	8 8
4.9	13732	146.85	0.89		
6.0	11150	119.24	1.09		
6.6	10289	110.03	1.20		
5.9	11464	163.46	1.07	R 147 RF147	6 6
6.5	10299	146.85	1.19		
8.0	8363	119.24	1.45		
8.8	7717	110.03	1.59		
10	6635	94.60	1.84		
12	5854	83.47	2.1		
7.7	8677	188.16	0.87	R 137 RF137	4 4
8.4	8042	174.40	0.94		
9.3	7208	156.31	1.04		
10	6508	141.12	1.16		
11	5911	128.18	1.27		
13	5244	113.72	1.43		
14	4759	103.20	1.58		
16	4090	88.70	1.84		
18	3731	80.91	2.0		
20	3389	73.49	2.2		
22	3007	65.20	2.5		
25	2729	59.17	2.8		
29	2345	50.86	3.2		
16	4204	91.16	0.96	R 107 RF107	4 4
19	3563	77.26	1.13		
20	3320	72.00	1.22		
23	2989	64.81	1.35		
25	2706	58.69	1.49		
28	2400	52.05	1.68		
31	2170	47.06	1.86		
37	1839	39.88	2.2		
42	1607	34.84	2.5		
50	1344	29.14	3.0		
48	1404	30.44	2.9		
54	1257	27.25	3.2		
59	1134	24.60	3.6		
65	1030	22.34	3.9		

R SERIES

输出转速 Output speed r/min	输出扭矩 Output torque Nm	传动比 Ratio i	使用系数 Service factor f_B	机型号 Type Type	极数 Pole p
7.5KW					
24	2760	59.84	1.02	R 97 RF97	4 4
27	2451	53.14	1.15		
31	2191	47.51	1.29		
34	1970	42.72	1.43		
39	1710	37.08	1.65		
44	1531	33.20	1.77		
53	1270	27.54	1.98		
45	1486	32.22	1.72		
54	1238	26.84	1.94		
58	1154	25.03	2.30		
65	1032	22.37	2.48		
72	929	20.14	2.64		
80	841	18.24	2.79		
40	1694	36.73	0.86	R 87 RF87	4 4
45	1502	32.57	0.97		
52	1282	27.81	1.1		
52	1284	27.84	1.13		
62	1079	23.40	1.35		
68	992	21.51	1.42		
76	881	19.10	1.54		
85	788	17.08	1.66		
95	708	15.35	1.78		
110	615	13.33	1.96		
122	550	11.93	2.1		
147	457	9.90	2.4		
158	427	9.25	2.7		
175	384	8.32	2.8		
202	333	7.22	3.0		
226	298	6.47	3.2		
272	247	5.36	3.5		
78	867	18.80	0.85	R 77 RF77	4 4
82	822	17.82	0.89		
94	719	15.60	0.97		
104	648	14.05	1.04		
118	569	12.33	1.14		
134	502	10.88	1.24		
151	445	9.64	1.33		
173	388	8.42	1.53		
192	350	7.59	1.64		
219	307	6.66	1.78		
248	271	5.88	1.87		
280	240	5.21	2.00		
115	586	12.70	0.83	R 67 RF67	4 4
127	532	11.54	0.88		
146	461	10.00	0.96		
168	401	8.70	1.03		
187	359	7.79	0.99		
198	339	7.36	1.02		
233	289	6.27	1.07		
256	263	5.70	1.11		
296	227	4.93	1.20		
340	198	4.29	1.28		
183	368	7.97	0.91	R 57 RF57	4 4
194	347	7.53	0.95		
228	296	6.41	1.07		
251	268	5.82	1.12		
289	233	5.05	1.23		
333	202	4.39	1.30		
123	572	5.88	1.94	RX 121 RXF121	8 8
156	449	6.22	3.74	RX 151 RXF151	6 6

输出转速 Output speed r/min	输出扭矩 Output torque Nm	传动比 Ratio i	使用系数 Service factor f_B	机型号 Type Type	极数 Pole p
7.5KW					
123	572	5.88	2.94	RX 121 RXF121	6 6
136	515	5.28	3.26		
167	420	4.29	4.0		
221	318	6.47	3.49	RX 121 RXF121	4 4
245	286	5.88	3.88		
220	320	6.65	1.35	RX 101 RXF101	4 4
260	269	5.60	1.59		
281	250	5.19	2.6		
314	224	4.65	2.9		
348	202	4.20	3.9		
251	280	5.82	1.41	RX 91 RXF91	4 4
301	233	4.85	1.59		
323	217	4.52	2.6		
361	194	4.04	2.9		
401	175	3.64	3.2		
442	159	3.30	3.5		
500	140	2.92	4.0		
324	216	4.50	1.26	RX 81 RXF81	4 4
386	182	3.78	1.58		
420	167	3.48	2.3		
472	149	3.09	2.6		
529	133	2.76	2.9		
589	119	2.48	3.2		
679	103	2.15	3.5		
756	93	1.93	3.6		
913	77	1.60	3.8		
1050	67	1.39	4.1		
449	156	3.25	1.09	RX 71 RXF71	4 4
474	148	3.08	1.23		
541	130	2.70	1.56		
601	117	2.43	1.73		
685	102	2.13	1.84		
777	90	1.88	1.94		
874	80	1.67	2.0		
1028	68	1.42	2.1		
575	122	2.54	0.91	RX 61 RXF61	4 4
608	115	2.40	1.00		
716	98	2.04	1.28		
785	89	1.86	1.32		
907	77	1.61	1.38		
1043	67	1.40	1.45		
11KW					
4.9	18891	295	0.90	R 167RF107 RF167RF107	4 4
5.2	17994	281	0.94		
6.1	15241	238	1.11		
7.0	13320	208	1.27		
8.3	11271	176	1.50		
5.1	18379	287	0.92		
4.3	21645	338	0.80	R 167RF97 RF167RF97	4 4
4.8	19659	307	0.86		
5.2	18059	282	0.94		
5.8	16009	250	0.80	R 147RF87 RF147RF897	4 4
6.8	13832	216	0.88		
7.6	12231	191	1.00		
9.1	10310	161	1.19		
9.2	10182	159	1.20		

R SERIES

输出转速 Output speed r/min	输出扭矩 Output torque Nm	传动比 Ratio i	使用系数 Service factor f_B	机型号 TYPE TYPE	极数 Pole p
11KW					
6.0	16540	160.80	1.02	R 167	6
7.4	13417	130.44	1.26	RF167	6
7.9	12445	120.99	1.36		
9.2	10740	104.41	1.58		
7.4	13284	196.41	1.27	R 167	4
9.1	10876	160.80	1.56	RF167	4
11.2	8822	130.44	1.91		
12	8183	120.99	2.07		
14	7062	104.41	2.4		
16	6232	92.14	2.7		
18	5403	79.88	3.1		
21	4807	71.07	3.5		
6.5	15105	146.85	0.81	R 147	6
8.1	12265	119.24	1.0	RF147	6
8.7	11318	110.03	1.08		
10	9731	94.60	1.26		
12	8586	83.47	1.42		
8.9	11056	163.46	1.11	R 147	4
10	9932	146.85	1.23	RF147	4
12	8065	119.24	1.52		
13	7442	110.03	1.64		
15	6398	94.60	1.91		
17	5645	83.47	2.2		
20	4876	72.09	2.5		
22	4508	66.65	2.7		
24	4129	61.50	3.0		
28	3576	52.87	3.4		
10	9545	141.12	0.8	R 137	4
11	8669	128.18	0.87	RF137	4
13	7691	113.72.	0.98		
14	6980	103.2	1.08		
16	5999	88.70	1.25		
18	5472	80.91	1.37		
20	4970	73.49	1.51		
22	4410	65.20	1.71		
25	4002	59.17	1.88		
29	3440	50.86	2.2		
33	3002	44.39	2.5		
39	2540	37.65	3.0		
44	2226	32.91	3.4		
23	4383	64.81	0.92	R 107	4
25	3969	58.69	1.02	RF107	4
28	3520	52.05	1.15		
31	3183	47.06	1.27		
37	2697	39.88	1.50		
42	2356	34.84	1.72		
50	1971	29.14	2.1		
48	2059	30.44	1.96		
54	1843	27.25	2.2		
59	1664	24.60	2.4		
65	1511	22.34	2.7		
74	1341	19.82	3.0		
81	1217	17.99	3.3		
34	2889	42.72	0.98	R 97	4
39	2508	37.08	1.12	RF97	4
44	2245	33.20	1.21		
53	1863	27.54	1.35		
58	1693	25.03	1.57		
65	1513	22.37	1.69		
72	1362	20.14	1.80		
80	1234	18.24	1.90		
90	1094	16.17	2.1		
100	989	14.62	2.2		
118	838	12.39	2.5		

输出转速 Output speed r/min	输出扭矩 Output torque Nm	传动比 Ratio i	使用系数 Service factor f_B	机型号 Type Type	极数 Pole p
11KW					
135	732	10.83	2.7	R 97	4
158	626	9.26	3.0	RF97	4
174	566	8.37	3.4		
206	480	7.09	3.9		
235	419	6.20	4.2		
68	1455	21.51	0.97	R 87	4
76	1292	19.10	1.05	RF87	4
85	1155	17.08	1.13		
95	1038	15.35	1.21		
110	902	13.33	1.33		
122	807	11.93	1.43		
147	670	9.90	1.66		
158	626	9.25	1.82		
175	563	8.32	1.94		
202	488	7.22	2.1		
226	438	6.47	2.2		
272	363	5.36	2.4		
134	736	10.88	0.84	R 77	4
151	652	9.64	0.91	RF77	4
192	513	7.59	1.12		
219	450	6.66	1.21		
248	398	5.88	1.28		
280	352	5.21	1.36		
191	539	5.05	3.12	RX 151	6
209	492	4.68	3.41	RXF151	6
240	429	4.04	3.92		
235	437	6.22	3.84	RX 151	4
				RXF151	4
249	414	5.88	2.68	RX 121	4
277	372	5.28	2.98	RXF121	4
339	304	4.29	3.65		
372	277	3.95	4.01		
281	366	5.19	1.79	RX 101	4
314	328	4.65	1.99	RXF101	4
348	296	4.20	2.63		
383	269	3.81	2.90		
432	238	3.38	3.27		
476	216	3.07	3.60		
553	186	2.64	4.19		
323	319	4.52	1.75	RX 91	4
361	285	4.04	1.96	RXF91	4
401	257	3.64	2.2		
442	233	3.30	2.4		
500	206	2.92	2.7		
553	186	2.64	3.0		
652	158	2.24	3.5		
745	138	1.96	3.9		
890	116	1.64	4.1		
1028	100	1.42	4.3		
420	245	3.48	1.55	RX 81	4
472	218	3.09	1.75	RXF81	4
529	195	2.76	1.96		
589	175	2.48	2.2		
679	152	2.15	2.4		
756	136	1.93	2.5		
913	113	1.60	2.6		
1050	98	1.39	2.8		
601	171	2.43	1.18	RX 71	4
685	150	2.13	1.25	RXF71	4
777	133	1.88	1.33		
874	118	1.67	1.38		
1028	100	1.42	1.46		

输出转速 Output speed r/min	输出扭矩 Output torque Nm	传动比 Ratio i	使用系数 Service factor f_B	机型号 Type Type	极数 Pole p
15KW					
6.1	20783	238	0.81	R 167RF107	4
7.0	18163	208	0.93	RF167RF107	4
8.3	15369	176	1.10		
6.5	19560	224	0.87		
7.5	17028	195	0.99		
7.4	18201	130.44	0.93	R 167	6
8.0	16883	120.99	1.00	RF167	6
9.2	14569	104.41	1.16		
11	12857	92.14	1.32		
7.4	18115	196.41	0.93	R 167	4
9.1	14830	160.80	1.14	RF167	4
11	12030	130.44	1.41		
12	11159	120.99	1.52		
14	9630	104.41	1.76		
16	8498	92.14	1.99		
18	7367	79.88	2.3		
21	6555	71.07	2.6		
23	5901	63.98	2.9		
25	5396	58.51	3.1		
8.8	15353	110.03	0.80	R 147	6
10	13200	94.60	0.93	RF147	6
12	11647	83.47	1.05		
13	10059	72.09	1.21		
14	9300	66.65	1.31		
8.9	15076	163.46	0.81	R 147	4
9.9	13544	146.85	0.90	RF147	4
12	10997	119.24	1.11		
13	10148	110.03	1.20		
15	8725	94.60	1.40		
17	7698	83.47	1.59		
20	6649	72.09	1.84		
22	6147	66.65	1.99		
24	5631	61.50	2.2		
28	4876	52.87	2.5		
31	4303	46.65	2.8		
14	9518	103.2	0.8	R 137	4
16	8181	88.70	0.92	RF137	4
18	7462	80.91	1.01		
20	6778	73.49	1.11		
22	6013	65.20	1.25		
25	5457	59.17	1.38		
29	4691	50.86	1.60		
33	4094	44.39	1.84		
39	3472	37.65	2.2		
44	3035	32.91	2.5		
52	2567	27.83	2.9		
31	4340	47.06	0.9	R 107	4
37	3678	39.88	1.10	RF107	4
42	3213	34.84	1.26		
50	2688	29.14	1.50		
48	2807	30.44	1.44		
54	2513	27.25	1.61		
59	2269	24.60	1.78		
65	2060	22.34	1.96		
74	1828	19.82	2.2		
81	1659	17.99	2.4		
94	1426	15.46	2.8		
108	1245	13.50	3.2		

输出转速 Output speed r/min	输出扭矩 Output torque Nm	传动比 Ratio i	使用系数 Service factor f_B	机型号 Type Type	极数 Pole p
15KW					
53	2540	27.54	1.1	R 97	4
58	2309	25.03	1.15	RF97	4
65	2063	22.37	1.24		
72	1858	20.14	1.32		
80	1682	18.24	1.40		
90	1491	16.17	1.51		
100	1348	14.62	1.6		
118	1143	12.39	1.8		
135	999	10.83	2.0		
158	854	9.26	2.4		
174	772	8.37	2.5		
206	654	7.09	2.9		
235	572	6.20	3.1		
85	1575	17.08	1.13	R 87	4
95	1416	15.35	0.89	RF87	4
110	1229	13.33	0.98		
122	1100	11.93	1.05		
147	913	9.90	1.21		
158	853	9.25	1.33		
175	767	8.32	1.42		
202	666	7.22	1.51		
226	597	6.47	1.61		
272	494	5.36	1.73		
287	488	5.05	3.44	RX 151	4
315	446	4.68	3.77	RXF151	4
361	388	4.04	3.32		
372	378	3.95	2.94	RX 121	4
				RXF121	4
281	479	5.19	1.36	RX 101	4
314	429	4.65	1.52	RXF101	4
348	387	4.20	2.0		
383	351	3.81	2.2		
432	325	3.38	2.4		
476	295	3.07	2.6		
553	254	2.64	3.1		
635	221	2.30	3.5		
749	188	1.95	3.8		
854	164	1.71	4.0		
1014	138	1.44	4.4		
323	435	4.52	1.3	RX 91	4
361	388	4.04	1.4	RXF91	4
401	350	3.64	1.6		
442	317	3.30	1.8		
500	281	2.92	2.0		
553	254	2.64	2.2		
652	215	2.24	2.6		
745	188	1.96	2.8		
890	158	1.64	3.0		
1028	137	1.42	3.1		
420	335	3.48	1.14	RX 81	4
472	297	3.09	1.28	RXF81	4
529	265	2.76	1.43		
589	238	2.48	1.60		
679	207	2.15	1.75		
756	186	1.93	1.80		
913	154	1.60	1.92		
1050	134	1.39	2.0		

R SERIES

R SERIES

输出转速 Output speed r/min	输出扭矩 Output torque Nm	传动比 Ratio i	使用系数 Service factor f_B	机型号 TYPE TYPE	极数 Pole p
18.5KW					
9.1	18291	160.80	0.93	R 167 RF167	4 4
11	14838	130.44	1.13		
12	13763	120.99	1.24		
14	11877	104.41	1.42		
16	10481	92.14	1.61		
18	9086	79.88	1.86		
21	8084	71.07	2.1		
23	7278	63.98	2.3		
25	6655	58.51	2.5		
29	5791	50.91	2.9		
12	13564	119.24	0.90	R 147 RF147	4 4
13	12516	110.03	0.98		
15	10761	94.60	1.14		
17	9495	83.47	1.29		
20	8200	72.09	1.49		
22	7581	66.65	1.61		
24	6944	61.50	1.76		
28	6014	52.87	2.0		
31	5306	46.56	2.3		
36	4583	40.29	2.7		
18	9203	80.91	0.82	R 137 RF137	4 4
20	8359	73.49	0.90		
22	7416	65.20	1.01		
25	6731	59.17	1.12		
29	5785	50.86	1.30		
33	5049	44.39	1.49		
39	4283	37.65	1.76		
44	3744	32.91	2.0		
52	3166	27.83	2.3		
49	3362	29.56	2.2		
61	2730	24.00	2.7		
66	2520	22.15	3.0		
77	2166	19.04	3.5		
87	1911	16.80	3.9		
37	4536	39.88	0.89	R 107 RF107	4 4
42	3963	34.84	1.02		
50	3315	29.14	1.22		
59	2798	24.60	1.44		
65	2541	22.34	1.59		
74	2255	19.82	1.79		
81	2046	17.99	1.98		
94	1759	15.46	2.3		
108	1536	13.50	2.6		
128	1302	11.45	3.1		
146	1139	10.01	3.5		
181	918	8.07	3.0		
213	778	6.84	3.6		
72	2291	20.14	1.07	R 97 RF97	4 4
80	2075	18.24	1.13		
90	1839	16.17	1.23		
100	1663	14.62	1.30		
118	1409	12.39	1.46		
135	1232	10.83	1.59		
158	1053	9.26	1.81		
174	952	8.37	2.0		
206	806	7.09	2.3		
235	705	6.20	2.5		
282	589	5.18	2.8		
325	511	4.49	3.0		

输出转速 Output speed r/min	输出扭矩 Output torque Nm	传动比 Ratio i	使用系数 Service factor f_B	机型号 Type Type	极数 Pole p
18.5KW					
110	1516	13.33	0.8	R 87 RF87	4 4
122	1357	11.93	0.85		
147	1126	9.90	0.98		
158	1052	9.25	1.08		
175	946	8.32	1.15		
202	821	7.22	1.22		
226	736	6.47	1.30		
272	610	5.36	1.40		
317	547	4.68	3.07	RX 151 RXF 151	4 4
364	476	4.04	3.53		
412	420	3.57	4.0		
348	478	4.20	1.63	RX 101 RXF 101	4 4
383	452	3.81	1.73		
432	401	3.38	1.95		
476	364	3.07	2.1		
553	313	2.64	2.5		
635	273	2.30	2.9		
749	231	1.95	3.1		
854	203	1.71	3.3		
1014	171	1.44	3.6		
401	432	3.64	1.30	RX 91 RXF 91	4 4
442	391	3.30	1.43		
500	346	2.92	1.62		
553	313	2.64	1.79		
652	266	2.24	2.1		
745	232	1.96	2.3		
890	194	1.64	2.4		
1028	168	1.42	2.5		
529	327	2.76	1.16	RX 81 RXF 81	4 4
589	294	2.48	1.29		
679	255	2.15	1.42		
756	229	1.93	1.46		
913	190	1.60	1.56		
1050	165	1.39	1.65		
22KW					
11	17645	130.44	0.95	R 167 RF167	4 4
12	16366	120.99	1.04		
14	14124	104.41	1.20		
16	12464	92.14	1.36		
18	10805	79.88	1.57		
21	9614	71.07	1.76		
23	8655	63.98	2.0		
25	7915	58.51	2.1		
29	6887	50.91	2.5		
32	6078	44.93	2.8		
37	5269	38.95	3.2		
13	14884	110.03	0.83	R 147 RF147	4 4
15	12797	94.60	0.95		
17	11291	83.47	1.08		
20	9752	72.09	1.3		
22	9016	66.65	1.36		
24	8258	61.50	1.48		
28	7152	52.87	1.71		
31	6310	46.65	1.94		
36	5450	40.29	2.2		
41	4821	35.64	2.5		
49	4051	29.95	3.0		

R SERIES

输出转速 Output speed r/min	输出扭矩 Output torque Nm	传动比 Ratio i	使用系数 Service factor f_B	机型号 Type Type	极数 Pole p
22KW					
22	8820	65.20	0.85	R 137 RF137	4 4
25	8004	59.17	0.94		
29	6880	50.86	1.09		
33	6005	44.39	1.25		
39	5093	37.65	1.48		
44	4452	32.91	1.69		
52	3765	27.83	2.00		
49	3999	29.56	1.88		
61	3246	24.00	2.3		
66	2996	22.15	2.5		
77	2576	19.04	2.9		
87	2273	16.80	3.3		
101	1963	14.51	3.8		
114	1736	12.83	4.3		
42	4713	34.84	0.86	R 107 RF107	4 4
50	3942	29.14	1.03		
59	3328	24.60	1.21		
65	3022	22.34	1.34		
74	2681	19.82	1.51		
81	2434	17.99	1.66		
94	2091	15.46	1.93		
108	1826	13.50	2.2		
128	1549	11.45	2.6		
146	1354	10.01	3.0		
173	1144	8.46	3.5		
181	1092	8.07	2.6		
213	925	6.84	3.0		
244	809	5.98	3.5		
72	2724	20.14	1.04	R 97 RF97	4 4
80	2467	18.24	1.14		
90	2187	16.17	1.29		
100	1978	14.62	1.43		
118	1676	12.39	1.23		
135	1465	10.83	1.34		
158	1253	9.26	1.52		
174	1132	8.37	1.69		
206	959	7.09	1.96		
235	839	6.20	2.1		
282	701	5.18	2.4		
325	607	4.49	2.5		
147	1339	9.90	0.83	R 88 RF88	4 4
158	1251	9.25	0.91		
175	1125	8.32	0.97		
202	977	7.22	1.03		
226	875	6.47	1.10		
272	725	5.36	1.18		
412	500	3.57	3.36	RX 151 RXF 151	4 4
348	592	4.20	1.32	RX 101 RXF 101	4 4
383	537	3.81	1.45		
432	477	3.38	1.64		
476	433	3.07	1.80		
553	372	2.64	2.10		
635	324	2.30	2.41		
749	275	1.95	2.61		
854	241	1.71	2.75		
1014	203	1.44	2.99		
401	513	3.64	1.09	RX 91 RXF91	4 4
442	465	3.30	1.20		
500	412	2.92	1.36		
553	372	2.64	1.50		

输出转速 Output speed r/min	输出扭矩 Output torque Nm	传动比 Ratio i	使用系数 Service factor f_B	机型号 Type Type	极数 Pole p
22KW					
652	316	2.24	1.77	RX 91 RXF 91	4 4
745	276	1.96	1.94		
890	231	1.64	2.05		
1028	200	1.42	2.14		
529	389	2.76	0.98	RX 81 RXF 81	4 4
589	350	2.48	1.09		
679	303	2.15	1.19		
756	272	1.93	1.23		
913	226	1.60	1.31		
1050	196	1.39	1.39		
30KW					
16	16996	92.14	1.0	R 167 RF167	4 4
18	14735	79.88	1.15		
21	13109	71.07	1.29		
23	11802	63.98	1.43		
25	10793	58.51	1.57		
29	9391	50.91	1.80		
32	8288	44.93	2.04		
37	7185	38.95	2.4		
42	6393	34.66	2.6		
49	5510	29.87	3.1		
60	4477	24.27	3.8		
71	3796	20.58	4.5		
17	15397	83.47	0.8	R 147 RF147	4 4
20	13298	72.09	0.92		
22	12294	66.65	0.99		
24	11261	61.50	1.09		
28	9752	52.87	1.25		
31	8605	46.65	1.42		
36	7432	40.29	1.64		
41	6574	35.64	1.86		
49	5525	29.95	2.2		
60	4462	24.19	2.5		
71	3770	20.44	3.0		
81	3328	18.04	3.0		
93	2885	15.64	4.2		
29	9382	50.86	0.80	R 137 RF137	4 4
33	8188	44.39	0.92		
39	6945	37.65	1.08		
44	6071	32.91	1.24		
52	5133	27.83	1.41		
61	4427	24.00	1.69		
66	4086	22.15	1.85		
77	3512	19.04	2.1		
87	3099	16.80	2.4		
101	2676	14.51	2.8		
114	2367	12.83	3.2		
135	1990	10.79	3.8		
192	1400	7.59	3.4		
229	1177	6.38	4.1		
74	3656	19.82	1.11	R 107 RF107	4 4
81	3318	17.99	1.22		
94	2852	15.46	1.42		
108	2490	13.50	1.62		
128	2112	11.45	1.91		
146	1846	10.01	2.2		
173	1561	8.46	2.6		
181	1489	8.07	1.88		
213	1262	6.84	2.2		
244	1103	5.98	2.5		
289	933	5.06	2.9		

R SERIES

输出转速 Output speed r/min	输出扭矩 Output torque Nm	传动比 Ratio i	使用系数 Service factor f_B	机型号 TYPE TYPE	极数 Pole p
30KW					
100	2697	14.62	0.80	R 97 RF97	4 4
118	2285	12.39	0.90		
135	1998	10.83	0.98		
158	1708	9.26	1.12		
174	1544	8.37	1.24		
206	1308	7.09	1.44		
235	1144	6.20	1.55		
282	955	5.18	1.75		
325	828	4.49	1.85		
432	649	3.40	1.71	RX 121 RXF 121	4 4
432	623	3.38	1.25	RX 101 RXF 101	4 4
476	566	3.07	1.38		
553	487	2.64	1.60		
635	424	2.30	1.84		
749	360	1.95	2.0		
854	315	1.71	21		
1014	266	1.44	2.3		
500	539	2.92	1.04	RX 91 RXF 91	4 4
553	487	2.64	1.15		
652	413	2.24	1.35		
745	362	1.96	1.48		
890	303	1.64	1.57		
1028	262	1.42	1.63		
37KW					
18	18049	79.88	0.94	R 167 RF167	4 4
21	16058	71.07	1.05		
23	14456	63.98	1.17		
25	13220	58.51	1.28		
29	11503	50.91	1.47		
33	10152	44.93	1.67		
38	8801	38.95	1.92		
42	7831	34.66	2.16		
49	6749	29.87	2.5		
61	5484	24.27	3.1		
78	4232	18.73	4.0		
90	3685	16.31	4.6		
101	3290	14.56	5.1		
22	15060	66.65	0.81	R 147 RF147	4 4
24	13794	61.50	0.89		
28	11946	52.87	1.02		
32	10541	46.65	1.16		
36	9104	40.29	1.34		
41	8053	35.64	1.52		
49	6767	29.95	1.81		
61	5466	24.19	2.0		
72	4618	20.44	2.4		
81	4076	18.04	2.4		
94	3534	15.64	3.5		
106	3143	13.91	3.8		

输出转速 Output speed r/min	输出扭矩 Output torque Nm	传动比 Ratio i	使用系数 Service factor f_B	机型号 Type Type	极数 Pole p
37KW					
39	8507	37.65	0.88	R 137 RF137	4 4
45	7436	32.91	1.01		
53	6288	27.83	1.20		
61	5423	24.00	1.38		
67	5005	22.15	1.51		
77	4302	19.04	1.75		
88	3796	16.80	1.98		
101	3279	14.51	2.3		
115	2899	12.83	2.6		
136	2438	10.79	3.1		
169	1968	8.71	3.7		
194	1715	7.59	2.8		
230	1442	6.38	3.3		
285	1164	5.15	3.7		
74	4478	19.82	0.90	R 107 RF107	4 4
82	4065	17.99	0.99		
95	3493	15.46	1.16		
109	3050	13.50	1.33		
128	2587	11.45	1.56		
147	2262	10.01	1.79		
174	1912	8.46	2.1		
182	1823	8.07	1.5		
215	1546	6.84	1.8		
246	1351	5.98	2.1		
291	1143	5.06	2.4		
432	801	3.40	1.39	RX 121 RXF 121	4 4
490	707	3.00	1.57		
568	610	2.59	1.82		
435	796	3.38	0.98	RX 101 RXF 101	4 4
479	723	3.07	1.08		
557	622	2.64	1.25		
639	542	2.30	1.44		
754	459	1.95	1.57		
860	403	1.71	1.65		
1021	339	1.44	1.79		
45KW					
23	17463	63.98	0.97	R 167 RF 167	4 4
25	15970	58.51	1.06		
29	13896	50.91	1.22		
33	12264	44.93	1.38		
38	10631	38.95	1.59		
43	9460	34.66	1.79		
50	8153	29.87	2.08		
61	6624	24.27	2.6		
72	5617	20.58	3.0		
79	5112	18.73	2.4		
91	4452	16.31	3.4		
102	3974	14.56	3.5		
28	14431	52.87	0.85	R 147 RF147	4 4
32	12733	46.65	0.96		
37	10997	40.29	1.11		
42	9728	35.64	1.26		
49	8175	29.95	1.49		
61	6603	24.19	1.69		
72	5579	20.44	2.0		
82	4924	18.04	2.0		
95	4269	15.64	2.9		
106	3797	13.91	3.2		
123	3273	11.99	3.7		
204	1979	7.25	4.1		

输出转速 Output speed r/min	输出扭矩 Output torque Nm	传动比 Ratio i	使用系数 Service factor f_B	机型号 Type Type	极数 Pole p
45KW					
45	8983	32.91	0.84	R 137 RF137	4 4
53	7596	27.83	0.99		
62	6551	24.00	1.15		
67	6046	22.15	1.24		
78	5197	19.04	1.45		
88	4586	16.80	1.64		
102	3960	14.51	1.90		
115	3502	12.83	2.1		
137	2945	10.79	2.6		
170	2377	8.71	3.1		
195	2072	7.59	2.3		
232	1741	6.38	2.8		
287	1406	5.15	3.1		
96	4220	15.46	0.96	R 107 RF107	4 4
110	3685	13.50	1.10		
129	3125	11.45	1.29		
148	2732	10.01	1.48		
175	2309	8.46	1.75		
183	2203	8.07	1.27		
216	1867	6.84	1.50		
247	1632	5.98	1.71		
292	1381	5.06	2.0		
435	968	3.40	1.15	RX 121 RXF 121	4 4
493	854	3.00	1.30		
571	737	2.59	1.51		
646	652	2.29	1.70		
767	549	1.93	2.02		
438	962	3.38	0.81	RX 101 RXF 101	4 4
482	874	3.07	0.89		
561	751	2.64	1.04		
643	654	2.30	1.19		
759	555	1.95	1.30		
865	487	1.71	1.36		
1028	410	1.44	1.48		
55KW					
29	16984	50.91	1.00	R 167 RF167	4 4
33	14989	44.93	1.13		
38	12984	38.95	1.30		
43	11563	34.66	1.46		
50	9963	29.87	1.70		
61	8097	24.27	2.09		
72	6866	20.58	2.50		
79	6248	18.73	1.96		
91	5441	16.31	2.76		
102	4857	14.56	2.90		
119	4140	12.41	4.09		
144	3429	10.28	4.66		
32	15563	46.65	0.8	R 147 RF147	4 4
37	13441	40.29	0.91		
42	11890	34.64	1.03		
49	9991	29.95	1.22		
61	8070	24.19	1.39		
72	6819	20.44	1.65		
82	6018	18.04	1.64		
95	5218	15.64	2.3		
106	4640	13.91	2.6		
123	4000	11.99	3.1		
152	3249	9.74	3.8		
204	2419	7.25	3.4		
251	1965	5.89	4.1		

输出转速 Output speed r/min	输出扭矩 Output torque Nm	传动比 Ratio i	使用系数 Service factor f_B	机型号 Type Type	极数 Pole p
55KW					
78	6352	19.04	1.18	R 137 RF137	4 4
88	5605	16.80	1.34		
102	4841	14.51	1.55		
115	4280	12.83	1.76		
137	3600	10.79	2.1		
170	2906	8.71	2.5		
195	2532	7.59	1.90		
232	2128	6.38	2.3		
287	1718	5.15	2.5		
415	1242	3.57	1.35	RX 151 RXF 151	4 4
479	1075	3.09	1.56		
75KW					
38	17719	38.95	0.95	R 167 RF167	4 4
43	15767	34.66	1.07		
50	13588	29.87	1.25		
61	11041	24.27	1.53		
72	9362	20.58	1.81		
79	8521	18.73	1.43		
91	7420	16.31	2.03		
102	6624	14.56	2.13		
119	5646	12.41	3.0		
144	4677	10.28	3.4		
169	3990	8.77	4.0		
49	13625	29.95	0.90	R 147 RF147	4 4
61	11004	24.19	1.11		
72	9298	20.44	1.21		
82	8207	18.04	1.20		
95	7115	15.64	1.72		
106	6328	13.91	1.87		
123	5454	11.99	2.2		
152	4431	9.74	2.8		
179	3758	8.26	3.3		
204	3298	7.25	2.5		
251	2679	5.89	3.0		
296	2275	5.00	3.6		
479	1466	3.09	1.15	RX 151 RXF 151	4 4
538	1304	2.75	1.29		
624	1124	2.37	1.49		
767	915	1.93	1.84		
767	915	1.93	1.21	RX 121 RXF121	4 4
949	740	1.56	1.50		
90KW					
43	18921	34.66	0.89	R 167 RF167	4 4
50	16306	29.87	1.04		
61	13249	24.27	1.28		
72	11235	20.58	1.51		
79	10225	18.73	1.20		
91	8904	16.31	1.69		
102	7948	14.56	1.77		
119	6775	12.41	2.5		
144	5612	10.28	2.8		
169	4788	8.77	3.3		

R SERIES

输出转速 Output speed r/min	输出扭矩 Output torque Nm	传动比 Ratio i	使用系数 Service factor f_B	机型号 TYPE TYPE	极数 Pole p	输出转速 Output speed r/min	输出扭矩 Output torque Nm	传动比 Ratio i	使用系数 Service factor f_B	机型号 Type Type	极数 Pole p
90KW											
72	11158	20.44	1.01	R 147 RF147	4 4						
82	9848	18.04	1.00								
95	8538	15.64	1.43								
106	7593	13.91	1.56								
123	6545	11.99	1.87								
156	5170	9.47	2.4								
179	4509	8.26	2.7								
204	3958	7.25	2.1								
251	3215	5.89	2.5								
296	2729	5.00	3.0								
542	1555	2.75	1.08	RX 151 RXF151	4 4						
629	1340	2.37	1.25								
772	1091	1.93	1.54								
955	882	1.56	1.26	RX 121 RXF121	4 4						
110KW											
61	16193	24.27	1.04	R 167 RF167	4 4						
72	13731	20.58	1.23								
91	10882	16.31	1.38								
102	9715	14.56	1.45								
119	8280	12.41	2.04								
144	6859	10.28	2.3								
169	5851	8.77	2.7								
629	1638	2.37	1.03	RX 151 RXF151	4 4						
772	1334	1.93	1.26								
914	1126	1.63	1.49								
132KW											
72	16477	2058	1.03	R 167 RF167	4 4						
91	13059	16.31	1.15								
102	11657	14.65	1.21								
119	9936	12.41	1.70								
144	8231	10.28	1.94								
169	7022	8.77	2.28								
914	1351	1.63	1.24	RX 151 RXF151	4 4						
160KW											
120	11963	12.41	1.41	R 167 RF167	4 4						
145	9910	10.28	1.61								
170	8454	8.77	1.89								

Mamax Permissible torque Nm	输出转速 Output speed r/min	传动比 Ratio i	机型号 Type Type	功率 Power kW/4P	Mamax Permissible torque Nm	输出转速 Output speed r/min	传动比 Ratio i	机型号 Type Type	功率 Power kW/4P
130	8.5	164	R 27RF17 RF27RF17	0.18	1550	1.0	1395	R 87RF57 RF87RF57	0.25
	8.9	156				1.1	1232		
	10	135				1.2	1145		
	12	118				1.3	1037		
	13	104		0.25		1.7	802		0.37
	15	90				1.8	754		
200	4.8	289	R 37RF17 RF37RF17	0.18		0.80	1737		0.18
	5.7	243				0.91	1524		
	6.2	226				1.1	1303		0.25
	7.5	185				1.4	1008		0.55
	8.5	164		0.25		1.6	883		0.37
	8.9	156				2.0	683		0.55
	10	135				2.3	599		
	11	127				3.5	396		0.75
	13	104		0.37		4.0	351		
	15	90				4.6	305		1.1
300	3.2	429	R 47RF37 RF47RF37	0.18		5.2	267		
	3.7	372				2.6	538		0.55
	4.0	348				2.9	472		
	4.6	301				3.5	400		0.75
	5.5	255		0.25		3.9	361		
	6.1	228				4.7	300		1.1
450	2.1	678	R 57RF37 RF57RF37	0.18		5.5	256		
	2.4	589			3000	0.35	4004	R 97RF57 RF97RF57	0.18
	2.6	537				0.40	3481		
	3.0	471				0.32	4309		0.18
	3.9	357		0.25		0.38	3702		
	4.4	319				0.46	3019		
	5.2	267		0.37		0.52	2668		0.25
	5.8	241				0.62	2245		
600	1.9	730	R 67RF37 RF67RF37	0.18		0.69	2016		
	2.4	571				0.80	1733		0.37
	2.9	486		0.25		0.86	1623		
	1.7	836		0.18		0.97	1434		
	1.9	750				1.2	1207		0.55
	2.2	630				1.3	1084		
	2.5	561				1.5	934		
	2.8	495		0.25		1.6	878		
	3.2	438				2	755		0.75
	3.6	388				0.76	1823		0.37
	4.1	336		0.37		0.88	1583		
	4.8	287				1.00	1396		
820	1.2	1124	R 77RF37 RF77RF37	0.18		1.1	1228		0.55
	1.3	1047				1.3	1068		
	1.5	915				1.5	937		
	1.6	858				1.7	824		0.75
	1.8	757				1.9	737		
	2.1	671		0.25		2.2	631		1.1
	2.4	571				2.5	560		
	2.5	547				2.9	484		
	2.9	477		0.37		3.2	430		1.5
	3.3	426				3.7	379		
	3.8	364				4.1	336		
	4.5	312		0.55		4.7	296		2.2
	4.5	310				5.6	249		
	5.6	248				5.9	234		
1550	0.71	1955	R 87RF57 RF87RF57	0.18		2.2	625		1.1
	0.65	2129		0.18		2.5	549		
	0.72	1930				5.1	270		2.2
	0.80	1733				6.1	227		
	0.93	1489							

◎表上所配动率均有超载，按实际条件确定的转矩不得大于减速机额定转矩。

◎The power are all overload in the table.The decided torque according to operating condition should not more than gear units’ nominal torque.

R SERIES

Mamax Permissible torque Nm	输出转速 Output speed r/min	传动比 Ratio i	机型号 Type Type	功率 Power kW/4P
4300	0.21	6690	R 107RF77 RF107RF77	0.18
	0.24	5735		
	0.27	5127		0.18
	0.32	4302		
	0.36	3847		0.25
	0.46	3015		
	0.36	3870		0.18
	0.42	3302		0.25
	0.46	2997		
	0.53	2621		0.37
	0.62	2252		
	0.68	2041		
	0.83	1673		0.55
	0.91	1531		
	1.00	1390		
	1.2	1194		0.75
	1.3	1043		
	1.6	888		1.1
	1.7	787		
	2.0	692		
	2.3	605		1.5
	2.7	510		
	0.71	1971		0.37
	0.77	1813		0.55
	0.88	1587		
	1.00	1389		
	1.14	1216		0.75
	1.27	1095		
	1.50	927		
	1.71	812		1.1
	2.3	598		1.5
	2.6	530		
	2.9	479		
	3.5	406		2.2
	4.0	357		
	4.6	313		
	5.2	277		3
	5.8	245		
	6.9	208		4
	7.9	181		
	3.1	463		1.5
	3.4	420		2.2
	3.8	373		
	4.5	321		
	5.1	281		3
	5.7	253		
	6.6	217		4
	7.5	191		
	8.6	167		
8000	0.12	11712	R 137RF77 RF137RF77	0.18
	0.13	10573		
	0.16	8784		
	0.19	7479		0.25
	0.22	6412		
	0.24	5834		
	0.28	5001		0.37
	0.32	4364		
	0.35	3928		

Mamax Permissible torque Nm	输出转速 Output speed r/min	传动比 Ratio i	机型号 Type Type	功率 Power kW/4P
8000	0.41	3377	R 137RF77 RF137RF77	0.55
	0.48	2926		
	0.30	4709		0.37
	0.35	4018		
	0.40	3514		0.55
	0.42	3338		
	0.47	2929		
	0.56	2484		
	0.62	2242		0.75
	0.75	1863		
	0.88	1586		1.1
	1.0	1360		
	1.1	1228		
	1.3	1080		1.5
	1.4	1020		
	1.6	869		
	2.1	684		2.2
	2.3	609		
	0.52	2658		0.55
	0.58	2412		
	0.67	2073		0.75
	0.76	1839		
	0.88	1598		1.1
	1.0	1397		
	1.1	1226		
	1.3	1090		1.5
	1.5	951		
	1.7	831		2.2
	2.0	730		
	2.3	629		
	2.6	549		3
	2.9	490		
	3.4	428		4
	3.8	374		
	4.5	317		5.5
	5.0	286		
	5.8	250		
	2.6	564		3
	2.8	517		
	3.2	453		
	3.8	376		4
	4.2	339		
	4.8	297		5.5
13000	0.08	18210	R 147RF77 RF147RF77	0.18
	0.09	15923		
	0.10	14075		
	0.12	12344		0.25
	0.13	11143		
	0.15	9743		
	0.17	8443		0.37
	0.20	7307		
	0.22	6447		
	0.26	5568		0.55
	0.30	4815		
	0.33	4325		
	0.39	3669		0.75
	0.44	3228		
	0.50	2833		

◎表上所配动率均有超载，按实际条件确定的转矩不得大于减速机额定转矩。

◎The power are all overload in the table.The decided torque according to operating condition should not more than gear units’ nominal torque.

Mamax Permissible torque Nm	输出转速 Output speed r/min	传动比 Ratio i	机型号 Type Type	功率 Power kW/4P
13000	0.56	2555	R 147RF77 RF147RF77	1.1
	0.65	2211		
	0.73	1951		
	0.84	1705		1.5
	0.93	1536		
	1.1	1329		2.2
	1.2	1166		
	1.4	1029		
	1.6	889		3
	1.8	784		
	2.1	695		4
	2.4	607		
	2.6	547		
	3.0	480		5.5
	2.7	540	R 147RF87 RF147RF87	4
	3.1	462		5.5
	3.3	432		
	3.9	373		7.5
	4.4	330		
	6.8	216		11
18000	0.05	27001	R 167R97 RF167RF97	0.55
	0.06	22482		
	0.07	20002		
	0.08	17361		
	0.09	15446		
	0.10	14051		
	0.12	11812		
	0.13	10509		
	0.14	9754		
	0.18	7749		1.1
	0.20	6894		
	0.23	6069		0.55
	0.26	5399		0.75
	0.30	4709		
	0.33	4182		
	0.37	3739		1.1
	0.54	2657		1.5
	0.61	2333		
	0.69	2085		
	0.76	1877		2.2
	0.86	1670		
	0.98	1456		
	1.1	1296		3
	1.3	1137		
	1.4	1012		
	1.7	872		4
	1.9	770		
	2.2	664		5.5
	2.5	578		
	2.8	510		7.5
	3.3	438		
	3.8	380		7.5
	4.3	338		
	4.8	307		11
	5.2	282		

Mamax Permissible torque Nm	输出转速 Output speed r/min	传动比 Ratio i	机型号 Type Type	功率 Power kW/4P
18000	4.9	295	R 167RF107 RF167RF107	11
	5.2	281		
	6.1	238		15
	7.0	208		
	5.1	287		11
	5.6	260		15
	6.5	224		
	7.5	195		

◎表上所配动率均有超载，按实际条件确定的转矩不得大于减速机额定转矩。

◎The power are all overload in the table.The decided torque according to operating condition should not more than gear units’ nominal torque.

R SERIES

RX31

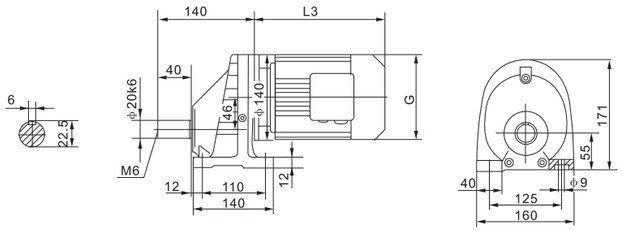

RXF31

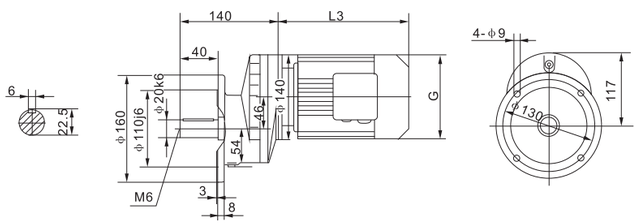

X...S31

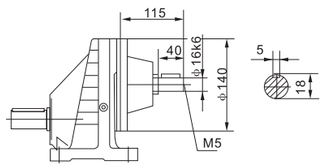

电机需方配时或配特殊电机时需加联接法兰
When equipping the user’s motor or the special one,the flange is required to connected.

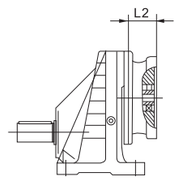

注：其余尺寸见相应的结构形式
Note:For other values please refer to the oppsited structure

Y2电机机座号 Motor size	63	71		80		90S
功率/4P Power/(kW)	0.18	0.25	0.37	0.55	0.75	1.1
L3	223	244		293		304
G	130	145		175		195
L2	85	85		127		127

◎注:“RX...”表示RX、RXF
◎Note:“RX...”mean RX、RXF

RX51

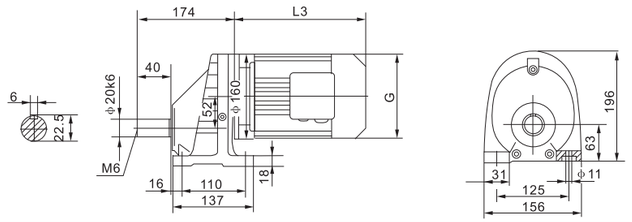

RXF51

ϕ140

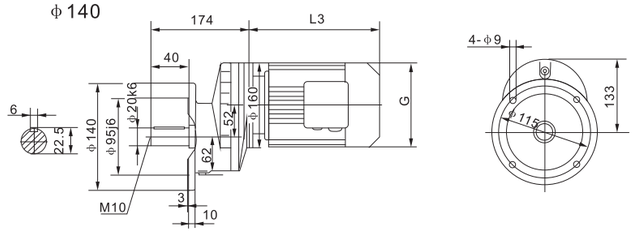

ϕ160

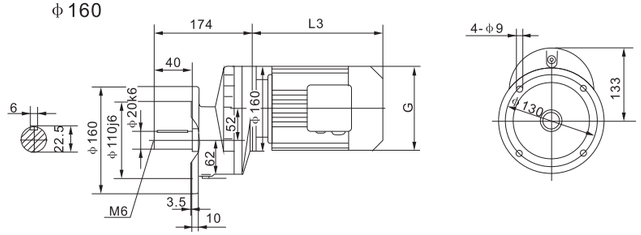

ϕ200

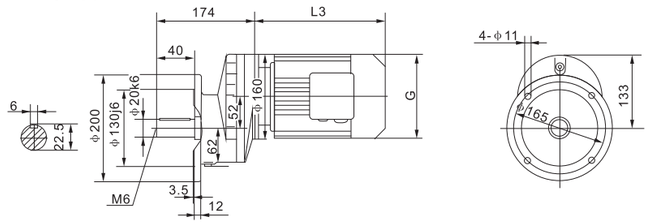

RX..S51

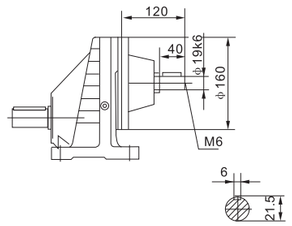

电机需方配时或配特殊电机时需加联接法兰
When equipping the user’s motor or the special one,the flange is required to connected.

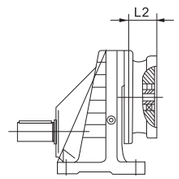

注：其余尺寸见相应的结构形式
Note:For other values please refer to the oppsited structure

Y2电机机座号 Motor size	63	71		80		90S	90L	100		112M	132S		
功率/4P Power/(kW)	0.18	0.25	0.37	0.55	0.75	1.1	1.5	2.2	3.0	4.0	5.5		
L3	223	244		293		304	329	357		383	428		
G	130	145		175		195	195	215		240	275		
L2	85	85		127		127	127	132		132	160		

◎注:“RX...”表示RX、RXF
◎Note:“RX...”mean RX、RXF

R SERIES

RX61

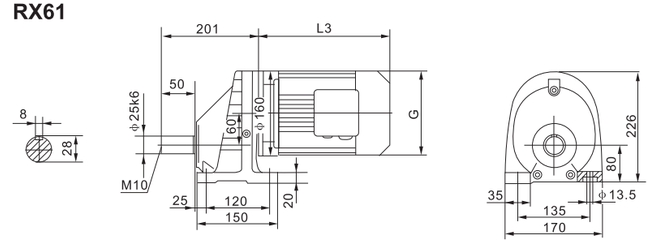

RXF61

ϕ160

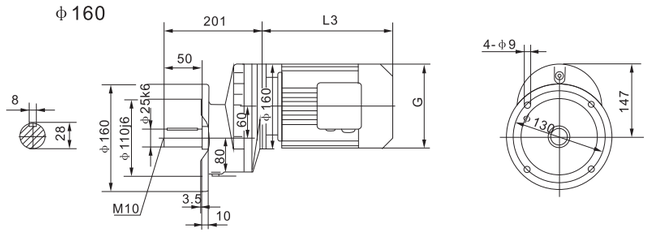

ϕ200

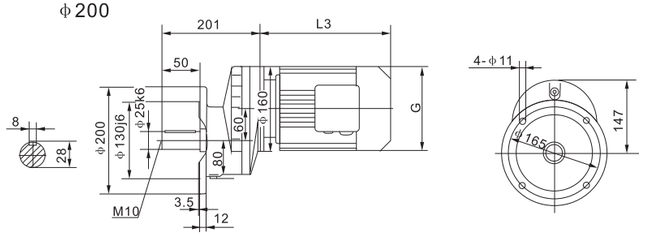

ϕ250

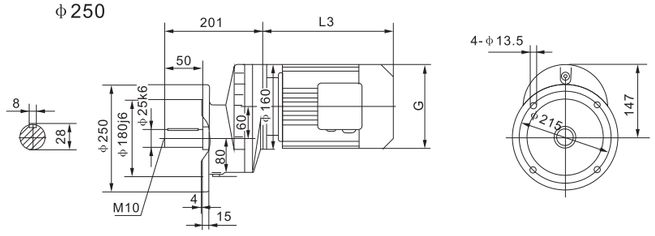

RX..S61

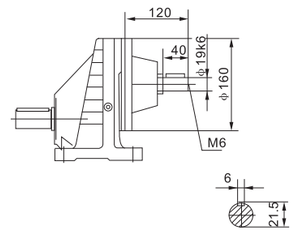

电机需方配时或配特殊电机时需加联接法兰
When equipping the user’s motor or the special one,the flange is required to connected.

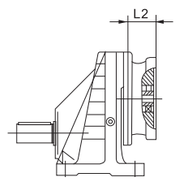

注：其余尺寸见相应的结构形式
Note:For other values please refer to the oppsited structure

Y2电机机座号 Motor size	63	71	80	90S	90L	100	112M	132S	132M
功率/4P Power/(kW)	0.18	0.25 0.37	0.55 0.75	1.1	1.5	2.2 3.0	4.0	5.5	7.5
L3	223	244	293	304	329	357	383	428	461
G	130	145	175	195	195	215	240	275	275
L2	85	85	127	127	127	132	132	160	160

◎注:“RX...”表示RX、RXF
◎Note:“RX...”mean RX、RXF

RX71

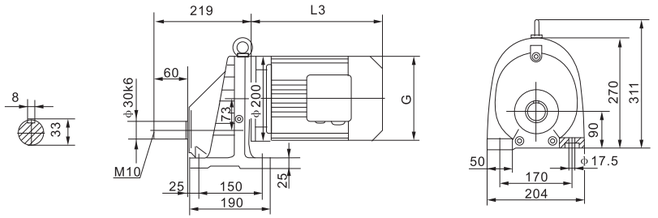

RXF71

ϕ200

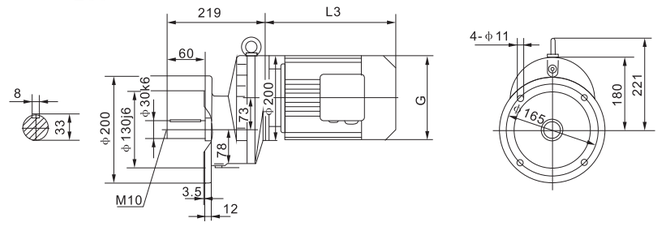

ϕ250

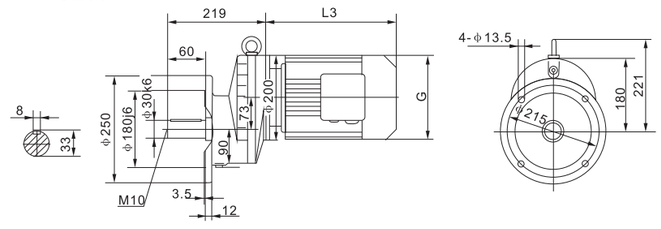

RX..S71

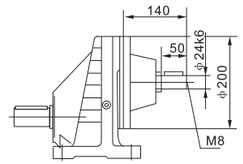

电机需方配时或配特殊电机时需加联接法兰
When equipping the user’s motor or the special one,the flange is required to connected.

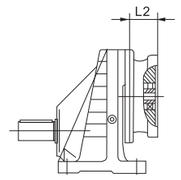

注：其余尺寸见相应的结构形式
Note:For other values please refer to the oppsited structure

Y2电机机座号 Motor size	90S	90L	100	112M	132S	132M	160M
功率/4P Power/(kW)	1.1	1.5	2.2 3.0	4.0	5.5	7.5	11
L3	297	322	354	391	430	463	555
G	195	195	215	240	275	275	330
L2	127	127	132	132	180	180	190

◎注:“RX...”表示RX、RXF
◎Note:“RX...”mean RX、RXF

R SERIES

RX81

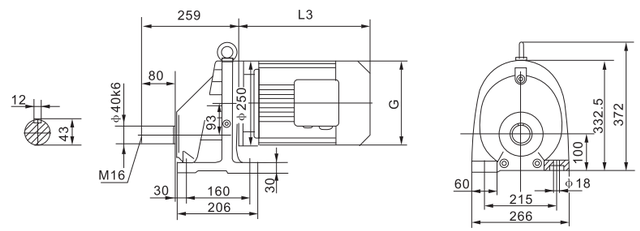

RX..S81

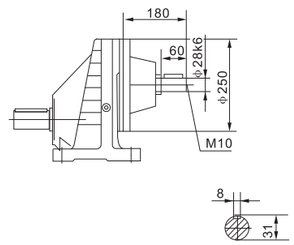

RF81

ϕ250

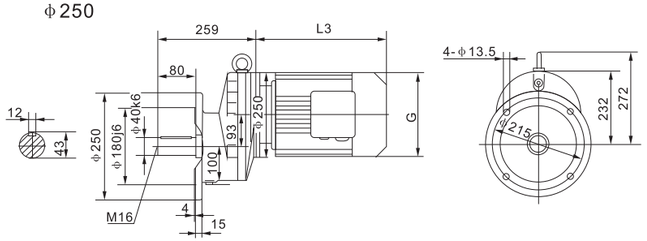

电机需方配时或配特殊电机时需加联接法兰
When equipping the user’s motor or the special one,the flange is required to connected.

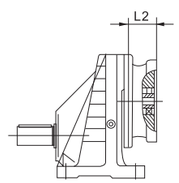

ϕ300

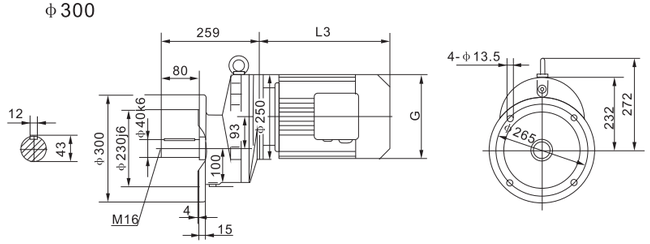

注：其余尺寸见相应的结构形式
Note:For other values please refer to the oppsited structure

Y2电机机座号 Motor size	100	112M	132S	132M	160M	160L	180M	180L	
功率/4P Power/(kW)	3.0	4.0	5.5	7.5	11	15	18.5	22	
L3	351	371	417	450	538	583	612	652	
G	215	240	275	275	330	330	380	380	
L2	132	132	180	180	190	190	190	190	

◎注:“RX...”表示RX、RXF
◎Note:“RX...”mean RX、RXF

R SERIES

RX91

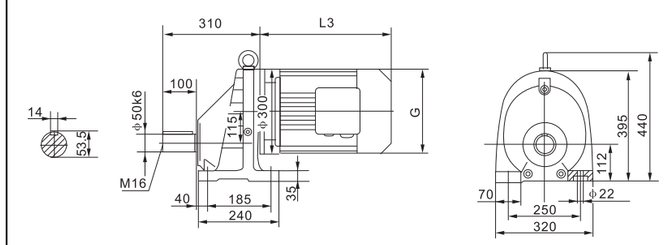

RX..S91

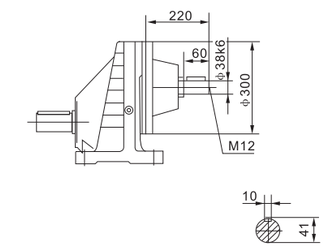

RF91

ϕ300

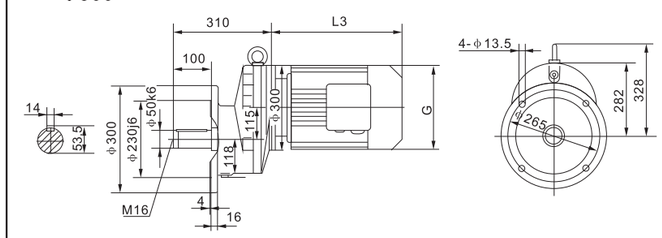

电机需方配时或配特殊电机时需加联接法兰
When equipping the user’s motor or the special one,the flange is required to connected.

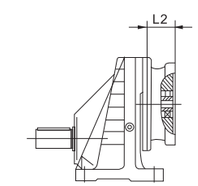

ϕ350

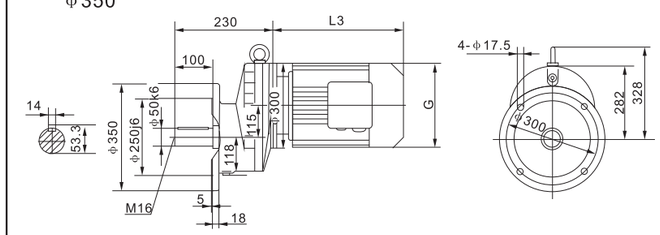

注：其余尺寸见相应的结构形式
Note:For other values please refer to the oppsited structure

Y2电机机座号 Motor size	132S	132M	160M	160L	180M	180L	200	
功率/4P Power/(kW)	5.5	7.5	11	15	18.5	22	30	
L3	411	444	529	574	593	633	670	
G	275	275	330	330	380	380	420	
L2	180	180	190	190	190	190	190	

◎注:“RX...”表示RX、RXF
◎Note:“RX...”mean RX、RXF

R SERIES

RX101

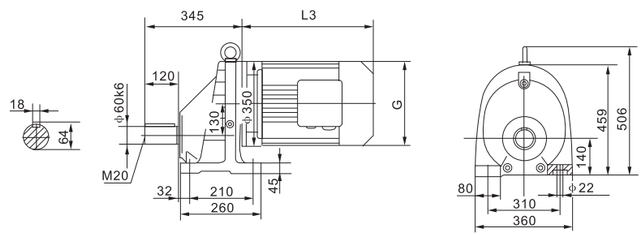

RX..S108

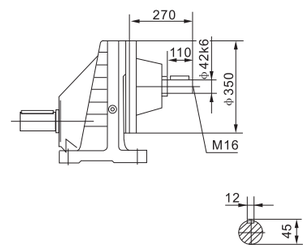

RXF101

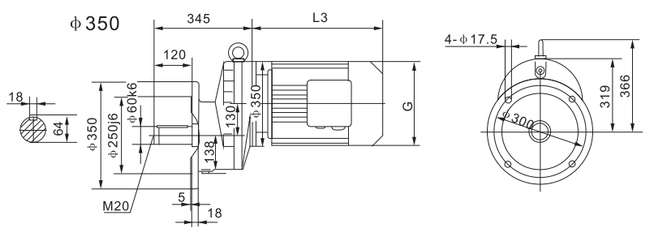

电机需方配时或配特殊电机时需加联接法兰
When equipping the user’s motor or the special one,the flange is required to connected.

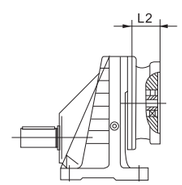

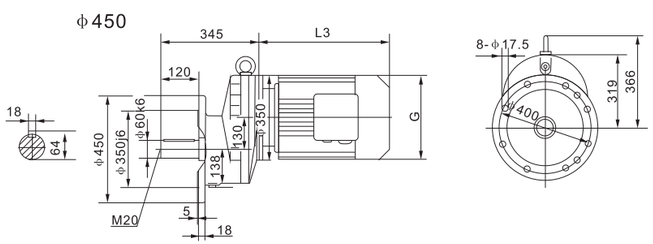

注：其余尺寸见相应的结构形式
Note:For other values please refer to the oppsited structure

Y2电机机座号 Motor size	132M	160M	160L	180M	180L	200	225S	225M	
功率/4P Power/(kW)	7.5	11	15	18.5	22	30	37	45	
L3	430	518	563	593	633	684	684	709	
G	275	330	330	380	380	470	470	470	
L2	180	190	190	190	190	220	225	225	

◎注:“RX...”表示RX、RXF
◎Note:“RX...”mean RX、RXF

R SERIES

RX121

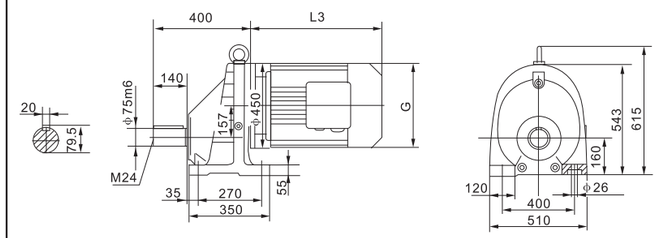

RX..S121

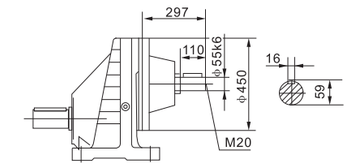

电机需方配时或配特殊电机时需加联接法兰
When equipping the user’s motor or the special one,the flange is required to connected.

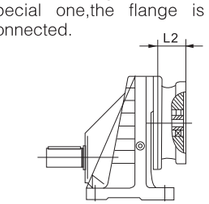

RXF121

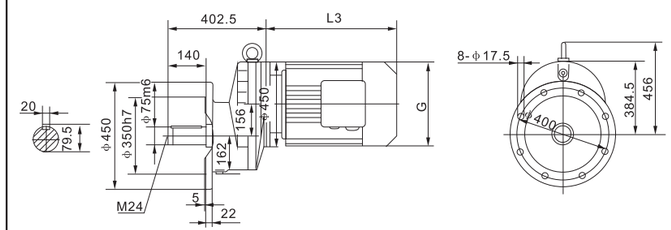

注：其余尺寸见相应的结构形式
Note:For other values please refer to the oppsited structure

Y2电机机座号Motor size	132M	160M	160L	180M	180L	200	225S	225M	250	280S	280M
功率/4PPower/(kW)	7.5	11	15	18.5	22	30	45	45	55	75	90
L3	429	490	535	593	633	658	703	703	784	845	845
G	275	330	330	380	380	420	470	470	510	580	580
L2	180	190	190	190	190	190	225	225	285	280	280

RX151

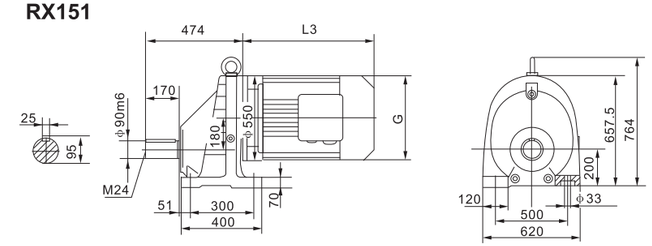

RX..S151

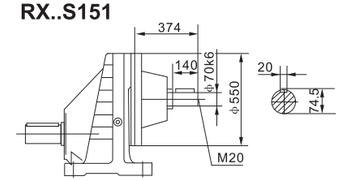

电机需方配时或配特殊电机时需加联接法兰
When equipping the user’s motor or the special one,the flange is required to connected.

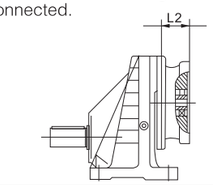

RXF151

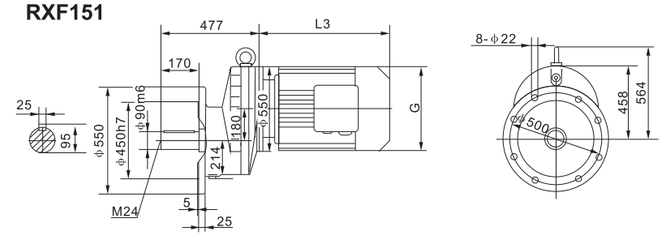

注：其余尺寸见相应的结构形式
Note:For other values please refer to the oppsited structure

Y2电机机座号Motor size	160M	160L	180M	180L	200	225S	225M	250	280S	280M	315S	315M
功率/4PPower/(kW)	11	15	18.5	22	30	37	45	55	75	90	110	132
L3	492	537	593	633	646	673	698	779	845	845	1100	1130
G	330	330	380	380	420	470	470	510	580	580	645	645
L2	190	190	190	190	190	220	225	225	280	280	按联接需要According to the connection requirements	

◎注:“RX...”表示RX、RXF
◎Note:“RX...”mean RX、RXF

R SERIES

R17

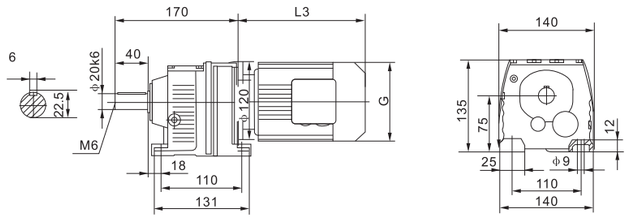

电机需方配时或配特殊电机时需加联接法兰
When equipping the user’s motor or the special one,the flange is required to connected.

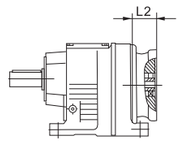

RF17

ϕ120

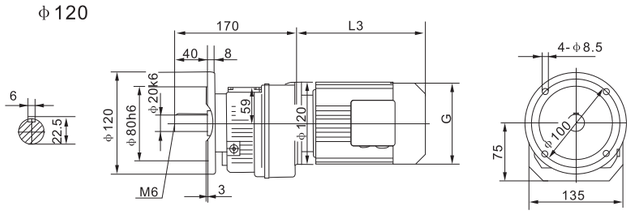

ϕ140

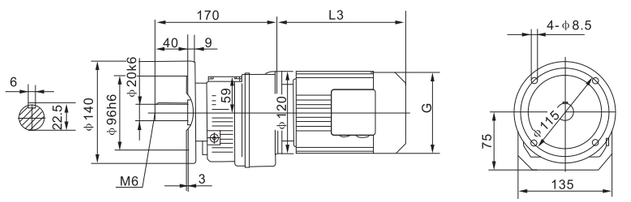

注：其余尺寸见相应的结构形式
Note:For other values please refer to the oppsited structure

Y2电机机座号 Motor size	63	71		80		
功率/4P Power/(kW)	0.18	0.25	0.37	0.55	0.75	
L3	235	250		293		
G	130	145		175		
L2	127	127		127		

◎注:“R...”表示R、RF
◎Note:“R...”mean R、RF

R27

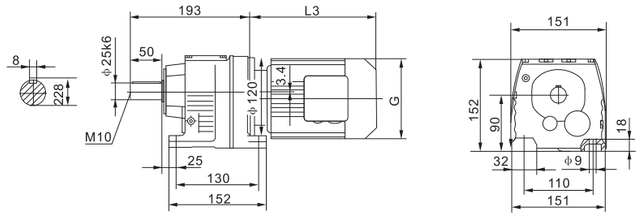

电机需方配时或配特殊电机时需加联接法兰
When equipping the user’s motor or the special one,the flange is required to connected.

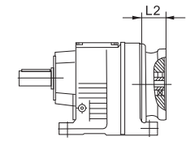

R...S27

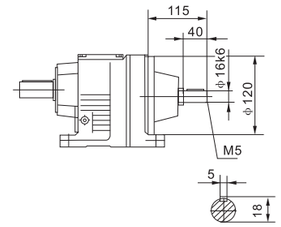

R...27RF17

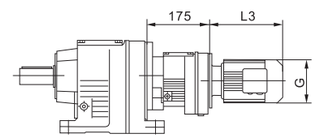

RF27

ϕ140

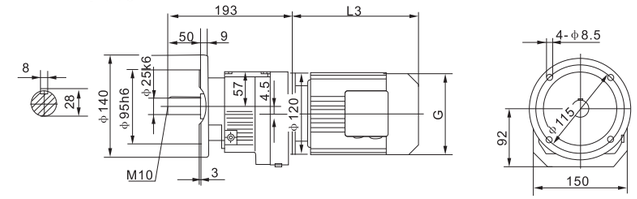

ϕ160

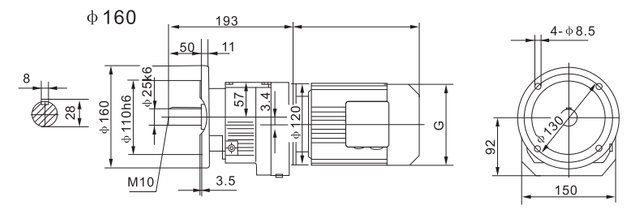

注：其余尺寸见相应的结构形式
Note:For other values please refer to the oppsited structure

Y2电机机座号 Motor size	63	71		80		90S	90L	100					
功率/4P Power/(kW)	0.18	0.25	0.37	0.55	0.75	1.1	1.5	2.2	3.0				
L3	235	250		293		308	333	347					
G	130	145		175		195	195	215					
L2	85	85		127		127	127	132					

◎注:“R...”表示R、RF
◎Note:“R...”mean R、RF

R SERIES

R37

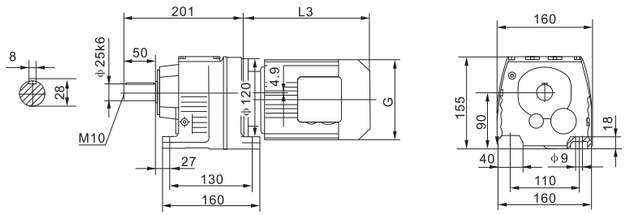

电机需方配时或配特殊电机时需加联接法兰
When equipping the user’s motor or the special one,the flange is required to connected.

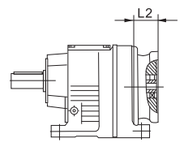

R...S37

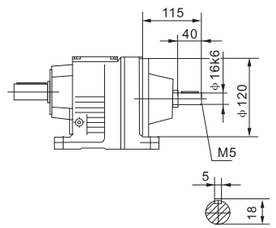

RF37

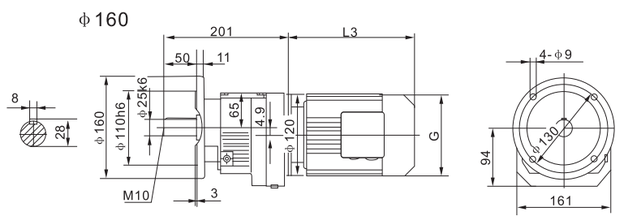

R...37RF17

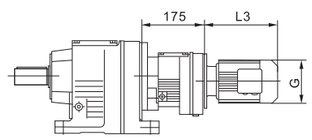

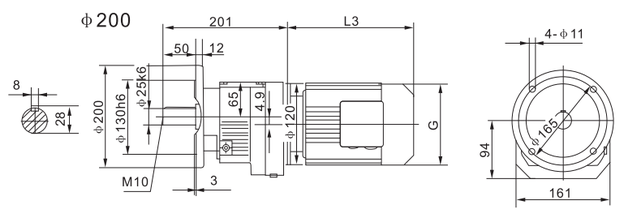

注：其余尺寸见相应的结构形式
Note:For other values please refer to the oppsited structure

Y2电机机座号 Motor size	63	71	80	90S	90L	100L				
功率/4P Power/(kW)	0.18	0.25 0.37	0.55 0.75	1.1	1.5	2.2 3.0				
L3	235	250	293	308	333	347				
G	130	145	175	195	195	215				
L2	85	85	127	127	127	132				

◎注:“R...”表示R、RF
◎Note:“R...”mean R、RF

R47

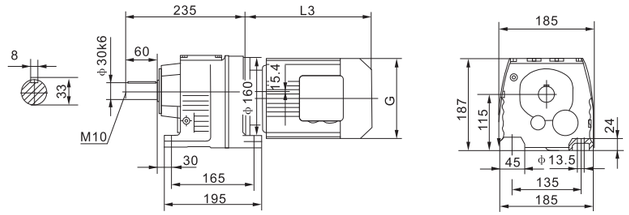

电机需方配时或配特殊电机时需加联接法兰
When equipping the user’s motor or the special one,the flange is required to connected.

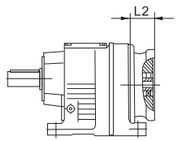

R...S47

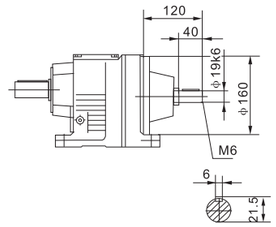

RF47

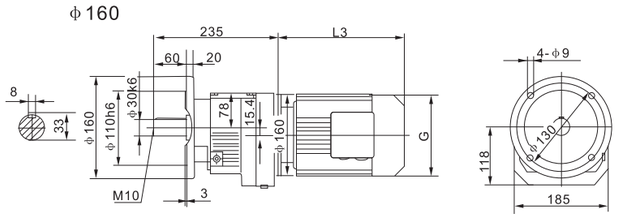

R...47RF37

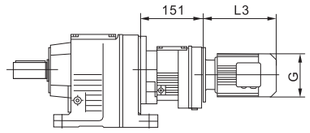

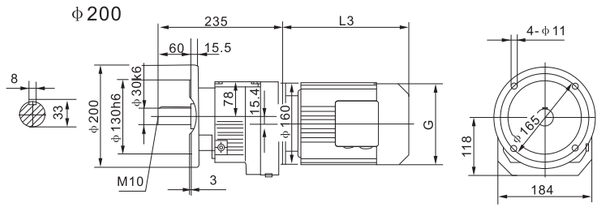

注：其余尺寸见相应的结构形式
Note:For other values please refer to the oppsited structure

Y2电机机座号 Motor size	63	71	80	90S	90L	100	112M	132S		
功率/4P Power/(kW)	0.18	0.25 0.37	0.55 0.75	1.1	1.5	2.2 3.0	4.0	5.5		
L3	223	244	293	304	329	357	383	428		
G	130	145	175	195	195	215	240	275		
L2	85	85	127	127	127	132	132	160		

◎注:“R...”表示R、RF
◎Note:“R...”mean R、RF

R57

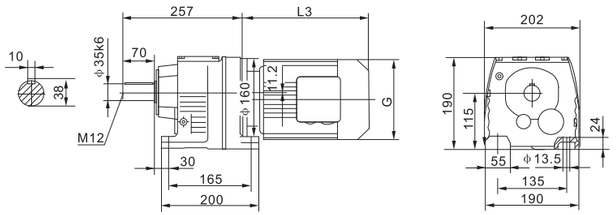

电机需方配时或配特殊电机时需加联接法兰
When equipping the user’s motor or the special one,the flange is required to connected.

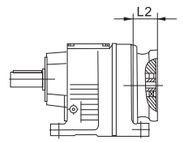

RF57

ϕ200

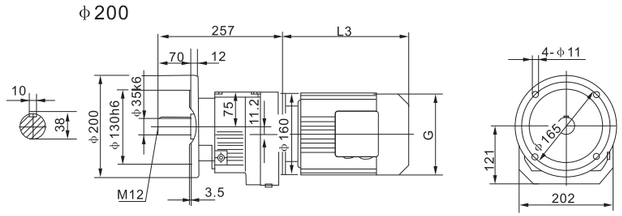

ϕ250

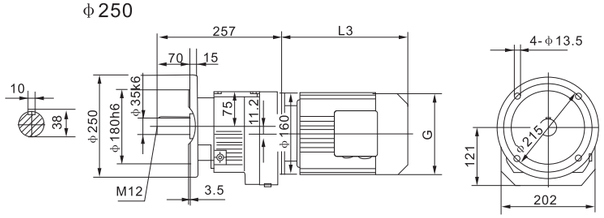

R...S57

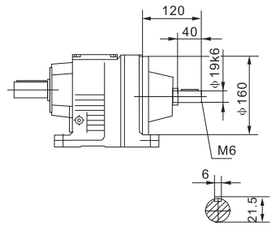

R...57RF37

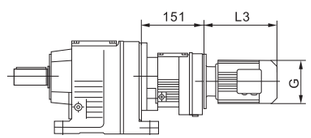

注：其余尺寸见相应的结构形式
Note:For other values please refer to the oppsited structure

Y2电机机座号 Motor size	63	71	80	90S	90L	100L	112M	132S	132SM
功率/4P Power/(kW)	0.18	0.25 0.37	0.55 0.75	1.1	1.5	2.2 3.0	4.0	5.5	7.5
L3	223	244	293	304	329	357	383	428	461
G	130	145	175	195	195	215	240	275	275
L2	85	85	127	127	127	132	132	160	160

◎注:“R...”表示R、RF
◎Note:“R...”mean R、RF

R67

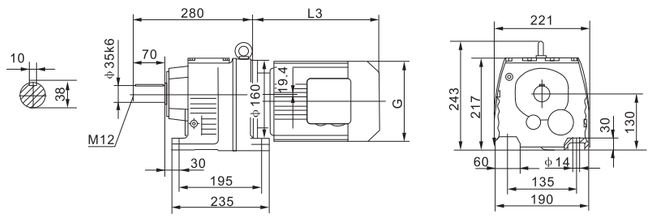

电机需方配时或配特殊电机时需加联接法兰
When equipping the user’s motor or the special one,the flange is required to connected.

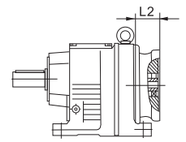

RF67

ϕ200

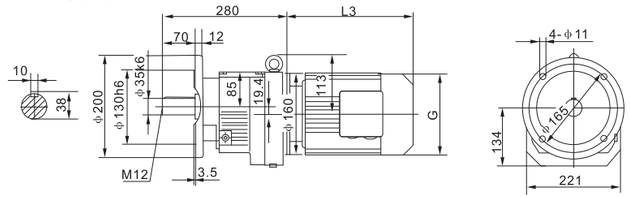

ϕ250

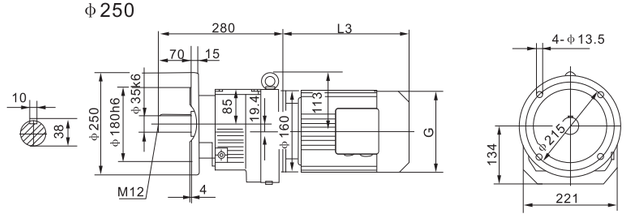

R...S67

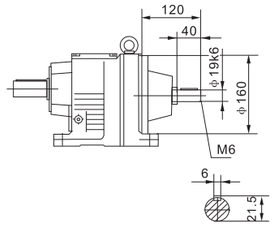

R...67RF37

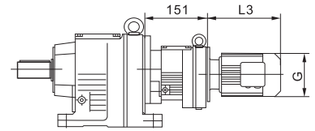

RM67

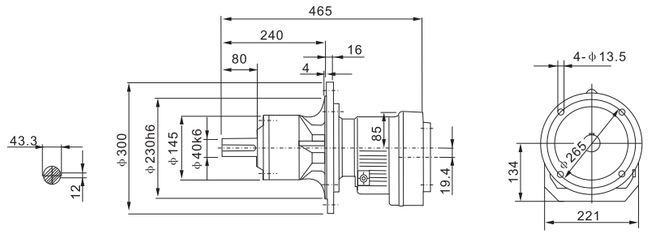

注：其余尺寸见相应的结构形式
Note:For other values please refer to the oppsited structure

Y2电机机座号 Motor size	63	71	80	90S	90L	100	112M	132S	132M
功率/4P Power/(kW)	0.18	0.25 0.37	0.55 0.75	1.1	1.5	2.2 3.0	4.0	5.5	7.5
L3	223	244	293	304	329	357	383	428	461
G	130	145	175	195	195	215	240	275	275
L2	85	85	127	127	127	127	132	160	160

◎注:“R...”表示R、RF
◎Note:“R...”mean R、RF

R77

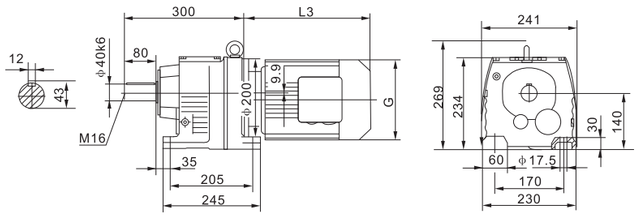

电机需方配时或配特殊电机时需加联接法兰
When equipping the user’s motor or the special one,the flange is required to connected.

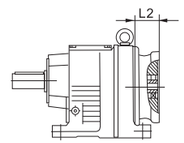

RF77

ϕ250

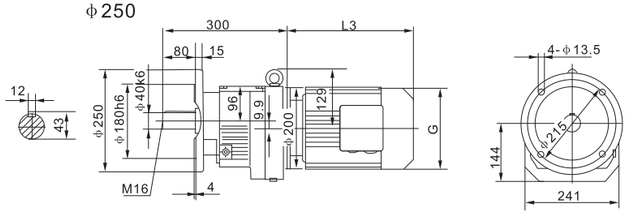

ϕ300

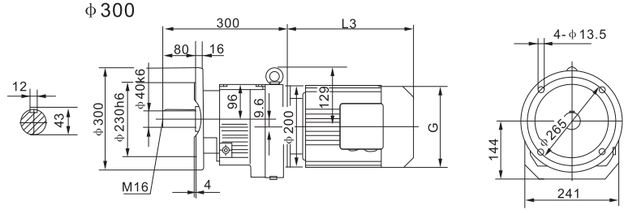

R...S77

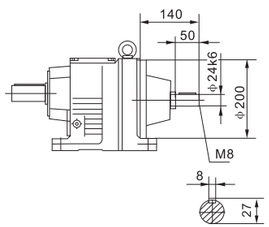

R...77RF37

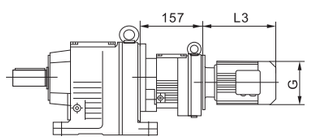

RM77

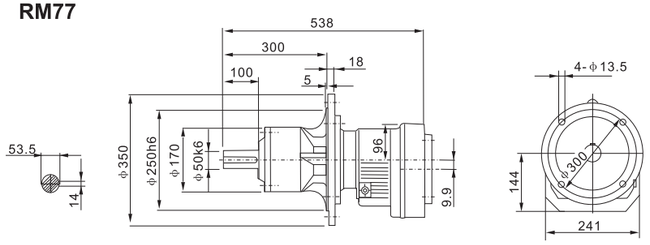

注：其余尺寸见相应的结构形式
Note:For other values please refer to the oppsited structure

Y2电机机座号 Motor size	63	71		80		90S	90L	100L		112M	132S	132M	160M
功率/4P Power/(kW)	0.18	0.25	0.37	0.55	0.75	1.1	1.5	2.2	3.0	4.0	5.5	7.5	11
L3	223	237		292		297	322	354		391	430	463	555
G	130	145		175		195	195	215		240	275	275	330
L2	85	85		127		127	127	132		132	180	180	190

◎注:“R...”表示R、RF
◎Note:“R...”mean R、RF

R87

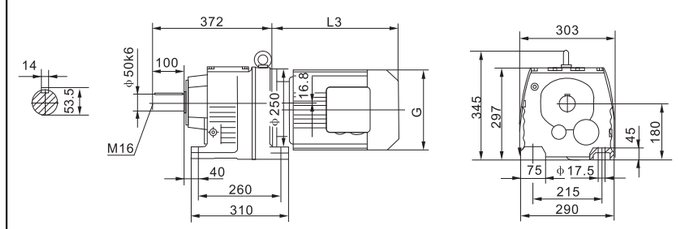

电机需方配时或配特殊电机时需加联接法兰
When equipping the user’s motor or the special one,the flange is required to connected.

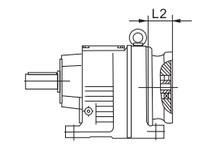

RF87

ϕ300

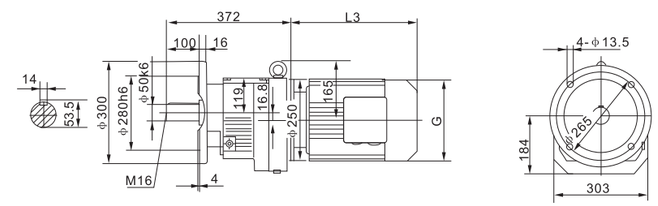

ϕ350

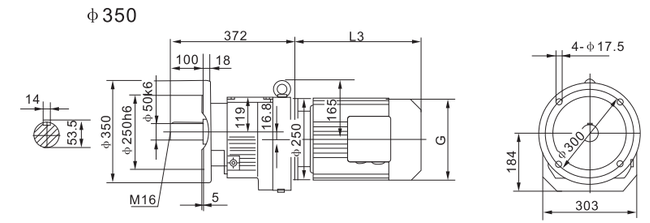

R...S87

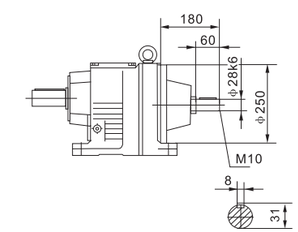

R...87RF57

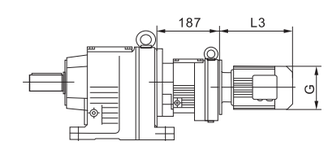

RM87

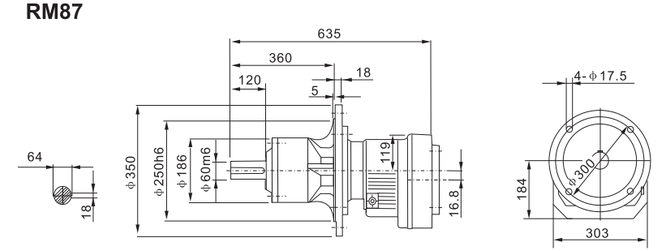

注：其余尺寸见相应的结构形式
Note:For other values please refer to the oppsited structure

Y2电机机座号 Motor size	80		90S	90L	100		112M	132S	132M	160M	160L	180M	180L
功率/4P Power/(kW)	0.55	0.75	1.1	1.5	2.2	3.0	4.0	5.5	7.5	11	15	18.5	22
L3	261		284	309	351		371	417	450	538	583	612	633
G	175		195	195	215		240	275	275	330	330	380	380
L2	127		127	127	132		132	180	180	190	190	190	190

◎注:“R...”表示R、RF
◎Note:“R...”mean R、RF

R97

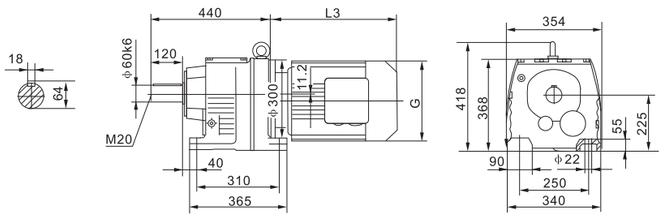

电机需方配时或配特殊电机时需加联接法兰
When equipping the user’s motor or the special one,the flange is required to connected.

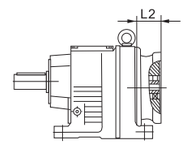

RF97

ϕ350

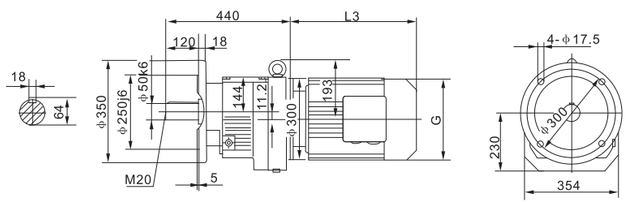

ϕ450

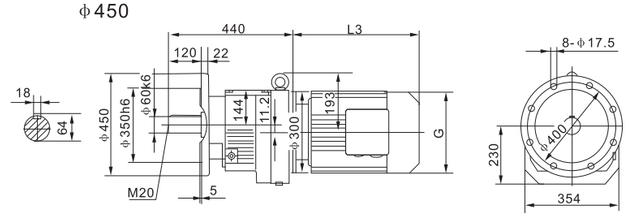

R...S97

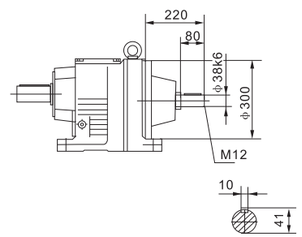

R...97RF57

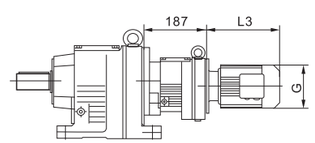

RM97

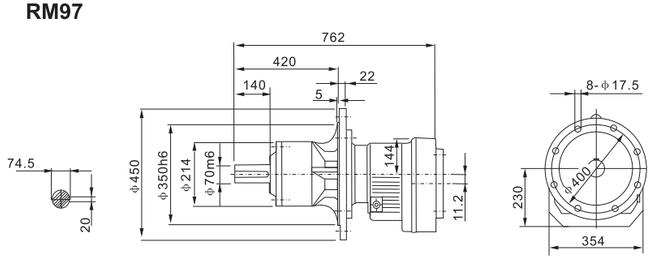

注：其余尺寸见相应的结构形式
Note:For other values please refer to the oppsited structure

Y2电机机座号 Motor size	80		90S	90L	100		112M	132S	132M	160M	160L	180M	180L	200
功率/4P Power/(kW)	0.55	0.75	1.1	1.5	2.2	3.0	4.0	5.5	7.5	11	15	18.5	22	30
L3	261		276	301	322		342	411	444	529	574	593	633	670
G	175		195	195	215		240	275	275	330	330	380	380	420
L2	127		127	127	127		132	180	180	190	190	190	190	220

◎注:“R...”表示R、RF
◎Note:“R...”mean R、RF

R107

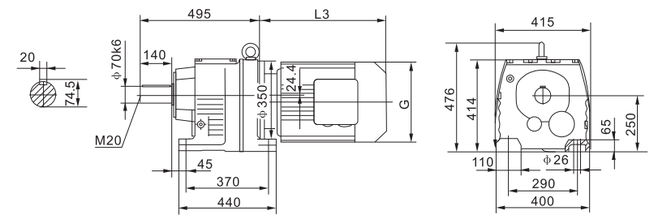

电机需方配时或配特殊电机时需加联接法兰
When equipping the user’s motor or the special one,the flange is required to connected.

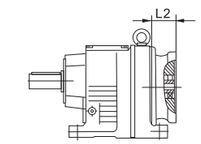

RF107

ϕ350

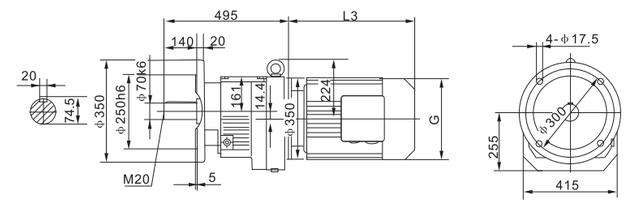

ϕ450

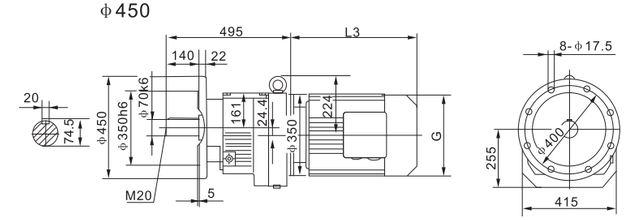

R...S107

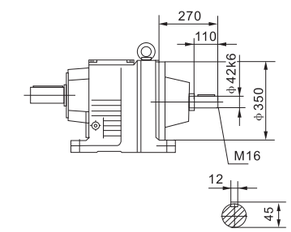

R...107RF77

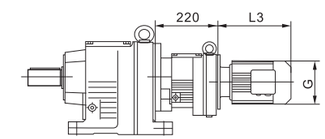

RM107

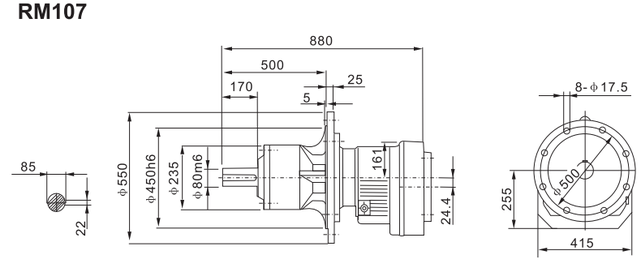

注：其余尺寸见相应的结构形式
Note:For other values please refer to the oppsited structure

Y2电机机座号 Motor size	100		112M	132S	132M	160M	160L	180M	180L	200	125S	225M
功率/4P Power/(kW)	2.2	3.0	4.0	5.5	7.5	11	15	18.5	22	30	37	45
L3	325		342	397	430	518	563	293	633	670	684	709
G	215		240	275	275	330	330	380	380	420	470	470
L2	132		132	180	180	190	190	190	190	220	225	225

◎注:“R...”表示R、RF
◎Note:“R...”mean R、RF

R137

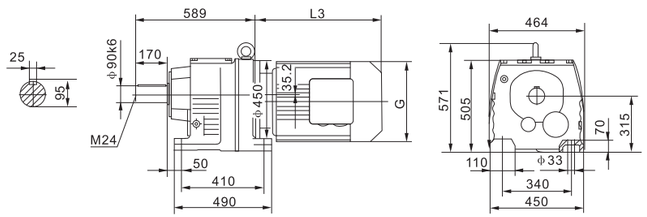

电机需方配时或配特殊电机时需加联接法兰
When equipping the user’s motor or the special one,the flange is required to connected.

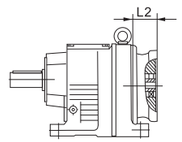

RF137

φ450

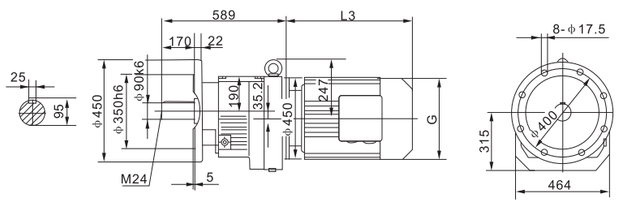

φ550

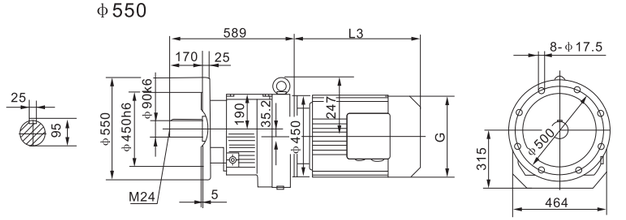

R...S137

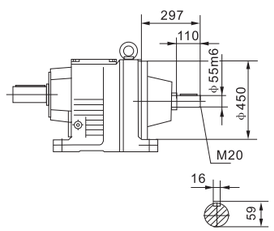

R...137RF77

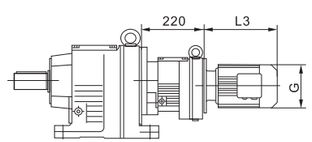

RM137

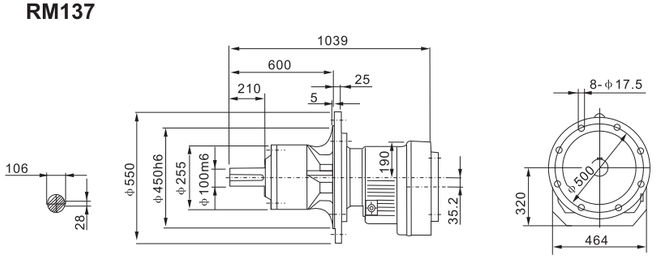

注：其余尺寸见相应的结构形式
Note:For other values please refer to the oppsited structure

Y2电机机座号 Motor size	132S	132M	160M	160L	180M	200	225S	225M	250	180L
功率/4P Power/(kW)	5.5	7.5	11	15	18.5	30	37	45	55	22
L3	396	429	518	563	593	658	684	709	784	633
G	275	275	330	330	380	420	470	470	510	380
L2	180	180	190	190	190	220	225	225	280	190

◎注:“R...”表示R、RF
◎Note:“R...”mean R、RF

R147

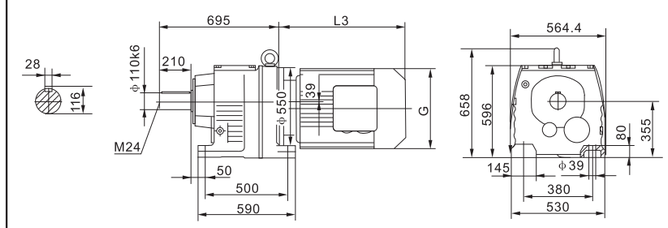

电机需方配时或配特殊电机时需加联接法兰
When equipping the user’s motor or the special one,the flange is required to connected.

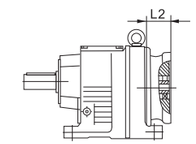

RF147

φ450

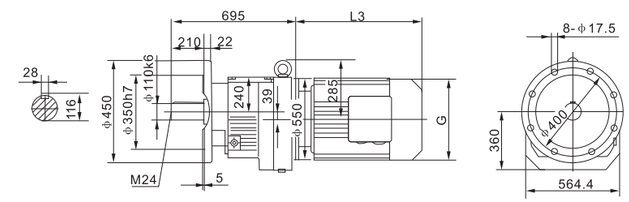

φ550

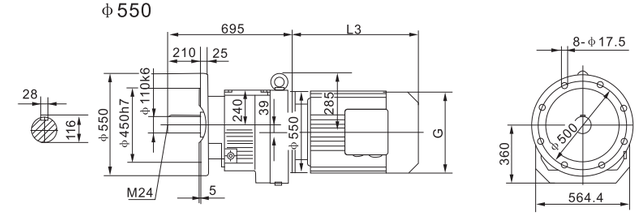

R...S147

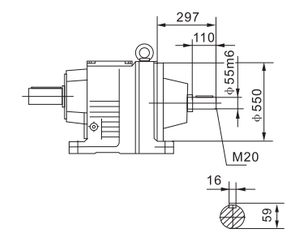

R...147RF87(RF77)

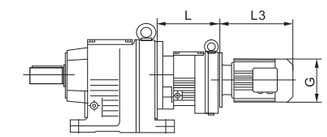

	R..147RF77组合	R..147RF87组合
L	220	272

RM147

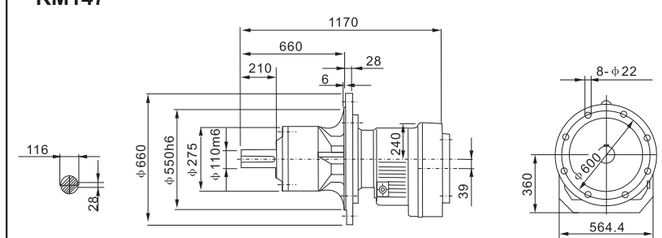

注：其余尺寸见相应的结构形式
Note:For other values please refer to the oppsited structure

Y2电机机座号 Motor size	160M	160L	180M	180L	200	225S	225M	250	280S	280M
功率/4P Power/(kW)	11	15	18.5	22	30	37	45	55	75	90
L3	490	535	593	633	658	678	703	784	845	845
G	330	330	380	380	420	470	470	510	580	580
L2	220	220	220	220	220	225	225	280	280	280

◎注:“R...”表示R、RF
◎Note:“R...”mean R、RF

R SERIES

R167

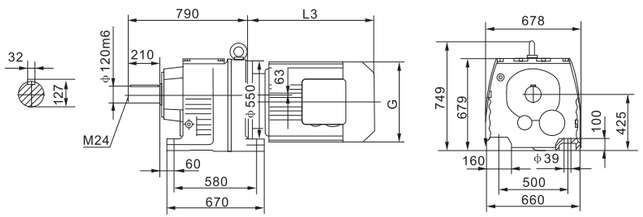

电机需方配时或配特殊电机时需加联接法兰
When equipping the user’s motor or the special one,the flange is required to connected.

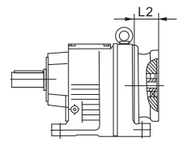

RF167

ϕ550

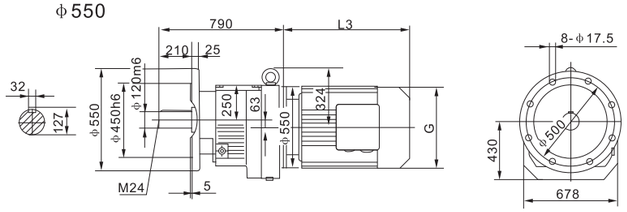

ϕ660

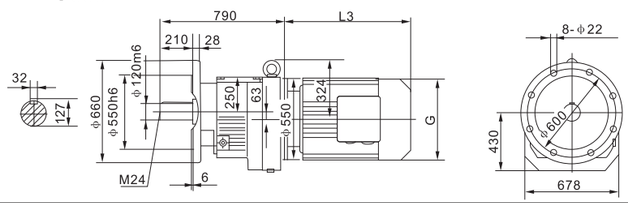

R...S167

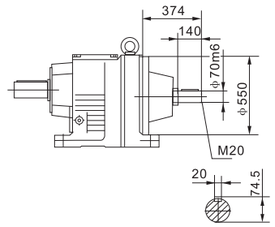

R...167RF97(RF107)

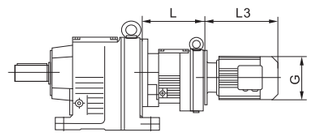

RM167

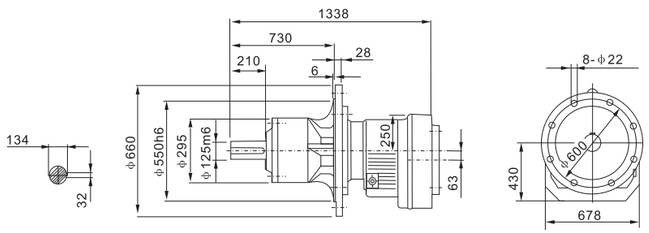

	R..167RF97组合	R..167RF107组合
L	320	355

注：其余尺寸见相应的结构形式
Note:For other values please refer to the oppsited structure

Y2电机机座号 Motor size	160M	160L	180M	180L	200	225S	225M	250	280S	280M	315S	315M	315L
功率/4P Power/(kW)	11	15	18.5	22	30	37	45	55	75	90	110	132	160
L3	492	537	593	633	646	673	698	779	847	847	1100	1130	1360
G	330	330	380	380	420	470	470	510	580	580	645	645	645
L2	190	190	190	190	220	225	225	280	280	280	按联接需要According to the connection requirements		

◎注:“R...”表示R、RF
◎Note:“R...”mean R、RF

科技创造完美
TECHNOLOGY BRINGS PERFECTION

F SERIES

Parallel Shaft Helical Gear Reductor

F系列平行轴斜齿轮减速机

- 输出转速：0.11~373r/min — OUTPUT SPEED:0.11~373r/min
- 输出转矩：最大18000Nm — OUTPUT TORQUE:UP TO 18000Nm
- 电机功率：0.18~200kw — MOTOR POWER: 0.18~200KW
- 安装形式：底脚安装/法兰安装/轴装安装 — MOUNTED FORM: Foot–mounted and flangemounted mounting.axis mounting



※F系列减速机有以下设计方案
F series gear units are available in the following designs:

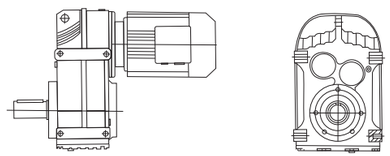

F..Y..
底脚轴伸式安装平行轴斜齿轮减速机
Foot-mounted parallel shaft helical gear units with solid shaft

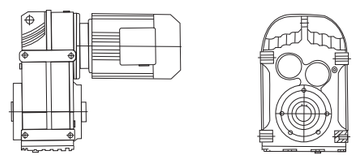

FA..Y..
空心轴安装平行轴斜齿轮减速机
Parallel shaft helical gear units with hollow shaft

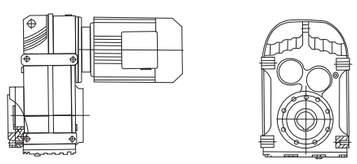

FAZ..Y..
小法兰空心轴安装平行轴斜齿轮减速机
Short-flange-mounted Parallel shaft helical gear units with hollow shaft

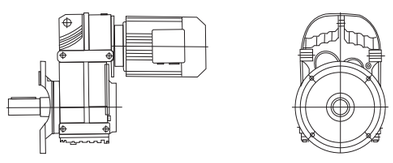

FF..Y..
法兰轴伸式安装平行轴斜齿轮减速机
Flange-mounted Parallel shaft helical gear units with hollow shaft

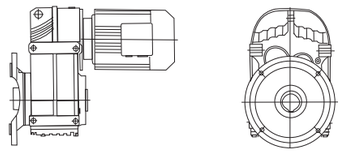

FAZ..Y..
法兰空心轴安装平行轴斜齿轮减速机
Flange-mounted parallel shaft helical gear units with hollow shaft

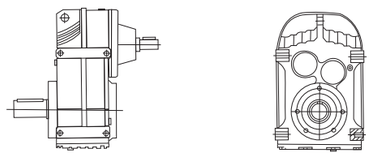

F(FF、FA、FAF、FAZ)S...
轴输入的平行轴斜齿轮减速机
Shaft input parallel shaft helical gear units

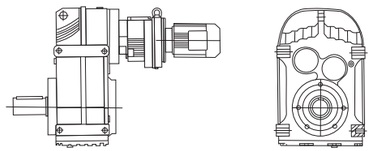

F(FF、FA、FAF、FAZ) ...RF...Y...
组合式平行轴斜齿轮减速机
Combinatirial parallel shaft helical gear units

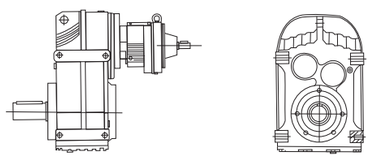

F(FF、FA、FAF、FAZ)S...R F...
轴输入的组合式平行轴斜齿轮减速机
Shaft input combinatirial parallel shaft helical gear units

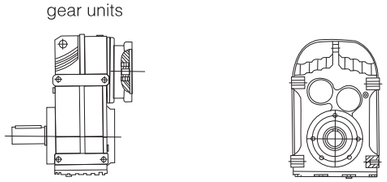

F(FF、FA、FAF、FAZ) ...Y...
电机用户自配或配特殊电机时需加联接法兰
When equipping the user's motor or the special one,the flange is required to be commected

※型号与标记Type Designations:

F 37-Y 0.55-4P-32.40-M1-I

减速机类型	Gear units type
结构形式	Structure
规格	Size
电机代号	Motor code
电机功率、极数	Motor power、pole
传动比	Ratio
安装形式	Mounting position
电机接线合位置	Position of the motor thermal box

减速机类型：平行轴齿轮减速机	Gear units type:Parallel shaft helical gear units
结构形式： 普通轴伸式 （省略） 轴装式 A 轴伸法兰式 F 轴装法兰式 AF 轴装小法兰式 AZ 普通轴伸式，轴输入 S 普通轴装式，轴输入 AS 轴伸法兰式，轴输入 FS 轴装法兰式，轴输入 AFS 带锁紧盘式 H..（H，HF，HZ，HT）	Structure: Foot-mounted solid shaft output (-) Hollow shaft output A Flange-mounted solid shaft output F Flange-mounted hollow shaft output AF Short-flange-mounted hollow shaft output AZ Foot-mounted solid shaft output,shaft input S Hollow shaft output,shaft input AS Flange-mounted solid shaft output,shaft input FS Flange-mounted hollow shaft output,shaft input AFS Hollow shaft output with shrink disk H..(H.HF.HZ.HT)
规格：（见选型参数表）	Size:(see selection table)
电机代号： 普通(更新) Y（Y2） 防爆 B 直流 Z 制动 E 多速 D 变频 V 分马力 F 增安 A 电磁调速 C 冶金起重 R 变频制动 VE 辊道 G	Motor code: Ordinary(renew) Y(Y2) Flame-proof B Direct current Z Brake E Multi-speed D Variable frequency V Power-divided F Ampere-increased A Electromagnetism speed modulation C Hoisting in metallurgy R Variable frequency and brake VE Roller tables G
电机功率、极数：（见选型参数表）	Motor power、pole:(see selection table)
传动比：（见选型参数表）	Ratio:(see selection table)
安装形式：M1、M2、M3、M4、M5、M6（见第64页）	Mounting position: M1、M2、M3、M4、M5、M6（see page 64）
电机接线盒位置：I、II、III、IV（见第64页）	Position of the motor thermal box: I、II、III、IV（see page 64）

F SERIES

※安装形式 Mounting position

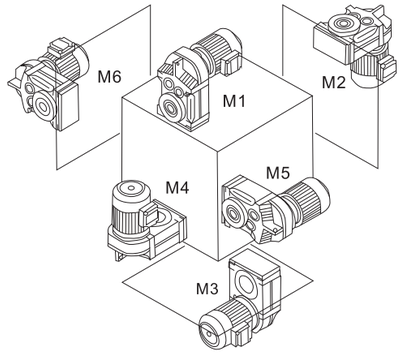

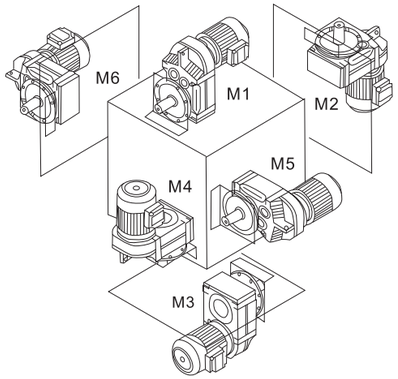

※电机连接盒位置 Position of the motor thermal box

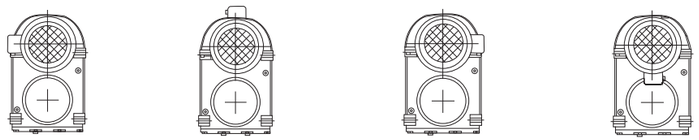

※F系列选型及举例 F series type selection example:

序号Steps	说明Specification	代号Symbol	参数计算Calculate parameter			
1	被驱动设备系数 Driven machine factor	Fb	负荷性质Load characteristic	每天使用时间（小时）Operating time/day(hour)		
				≤2	2~10	10~24
			均匀负载Uniform	1.00（1.00）	1.00（1.25）	1.25（1.50）
			一般冲击Moderate	1.00（1.25）	1.25（1.50）	1.50（1.75）
			强烈冲击Heavy	1.25（1.50）	1.50（1.75）	1.75（2.00）
			注：当每小时起动、停止次数在10次以上，请使用括号内数值。 Note:Please use these data in the bracket when number of starts-and-stops/hour is more than ten times.			

※输入功率及最大转矩 Input power rating and maximum torque

规格 Size	37	47	57	67	77	87	97	107	127	157
结构形式 Structure	F FA FF FAF FAZ									
输入功率 Input power rating(kw)	0.18~3	0.18~3	0.18~5.5	0.18~5.5	0.37~11	0.75~22	1.1~30	2.2~45	7.5~90	11~200
传动比 Ratio	3.81~128.51	5.06~170.27	5.18~199.70	4.21~196.46	4.20~243.46	4.12~270.68	4.68~270.64	6.20~255.25	4.63~172.33	12.07~198.14
最大转矩（N.m） Maximum torque	200	40 0	600	820	1500	3000	4300	7840	12000	18000

※减速机重量 Gear unit weight

规格Size	37	47	57	67	77	87	97	107	127	157
重量(kg)Weight	13	18	34	55	90	150	260	402	700	950

◎所注重量为平均值，仅供参考
◎最大转矩系指该规格不同传动比对应的最大转矩中的最大值

◎The weights are mean values,only for referenc.
◎Maximum torque means the biggest one of the maximum torque related to the different ratio for the specified size.

※润滑油量表 Lubrication table

F...

规格 Size	润滑油量（升） Fill quantity in liters					
	M1	M2	M3	M4	M5	M6
F37	1	1.2	0.7	1.2	1	1.1
F47	1.5	1.8	1.1	1.9	1.5	1.7
F57	2.6	3.7	2.1	3.5	2.8	2.9
F67	2.7	3.8	1.9	3.8	2.9	3.2
F77	5	7.3	4.3	8	6	6.3
F87	10	13.0	7.7	13.8	10.8	11
F97	18.5	22.5	12.6	25.2	18.5	20
F107	24.5	32	19.5	37.5	27	27
F127	40.5	55	34	61	46.5	47
F157	69	104	63	105	86	78

FF...

规格 Size	润滑油量（升） Fill quantity in liters					
	M1	M2	M3	M4	M5	M6
FF37	1	1.2	0.7	1.3	1	1.1
FF47	1.6	1.9	1.1	1.9	1.5	1.7
FF57	2.8	3.8	2.1	3.7	2.9	3
FF67	2.7	3.8	1.9	3.8	2.9	3.2
FF77	5.1	7.3	4.3	8.1	6	6.3
FF87	10.3	13.2	7.8	14.1	11	11.2
FF97	19	22.5	12.6	25.5	18.9	20.5
FF107	25.5	32	19.5	38.5	27.5	28
FF127	41.5	56	34	63	46.5	49
Ff157	72	105	64	106	87	79

FA...、FAF...、FAZ...

规格 Size	润滑油量（升） Fill quantity in liters					
	M1	M2	M3	M4	M5	M6
F..37	1	1.2	0.7	1.2	1	1.1
F..47	1.5	1.8	1.1	1.9	1.5	1.7
F..57	2.7	3.8	2.1	3.6	2.9	3
F..67	2.7	3.8	1.9	3.8	2.9	3.2
F..77	5	7.3	4.3	8	6	6.3
F..87	10	13.0	7.7	13.8	10.8	11
F..97	18.5	22.5	12.6	25.0	18.5	20
F..107	24.5	32	19.5	37.5	27	27
F..127	39	55	34	61	45	46.5
F..157	68	103	62	104	85	77

F SERIES

F SERIES

输出转速 Output speed r/min	输出扭矩 Output torque Nm	传动比 Ratio i	使用系数 Service factor f_B	机型号 Type Type	极数 Pole p
0.18KW					
0.11	14324	13014	0.79		
0.12	12930	11748	0.87	FA 127RF77	4
0.14	11305	10271	1.00	FAF 127RF77	4
0.16	9797	8901	1.15	F 127RF77	4
0.18	8478	7703	1.33	FF 127RF77	4
0.21	7449	6768	1.51		
0.16	9408	8548	0.78		
0.18	8448	7675	0.87		
0.21	7281	6615	1.01		
0.24	6406	5820	1.15	FA 107RF77	4
0.27	5749	5223	1.28	FAF 107RF77	4
0.30	5027	4567	1.47	F 107RF77	4
0.39	3875	3521	1.90	FF 107RF77	4
0.46	3343	3037	2.2		
0.50	3033	2756	2.4		
0.59	2607	2369	2.8		
0.67	2276	2068	3.2		
0.32	4815	4375	0.84		
0.35	4343	3946	0.9		
0.41	3743	3401	1.1		
0.47	3246	2949	1.2		
0.54	2851	2590	1.4	FA 97RF57	4
0.61	2495	2267	1.6	FAF 97RF57	4
0.70	2189	1989	1.8	F 97RF57	4
0.80	1914	1739	2.1	FF 97RF57	4
0.90	1697	1542	2.4		
1.0	1475	1340	2.7		
1.2	1301	1182	3.1		
0.48	3171	2881	0.9		
0.54	2834	2575	1.0		
0.63	2420	2199	1.2		
0.72	2124	1930	1.3		
0.81	1881	1709	1.5	FA 87RF57	4
0.93	1643	1493	1.7	FAF 87RF57	4
1.1	1431	1300	2.0	F 87RF57	4
1.2	1264	1148	2.2	FF 87RF57	4
1.4	1112	1010	2.5		
1.6	976	887	2.9		
1.8	859	780	3.3		
0.8	1902	1728	0.7		
0.9	1698	1543	0.8		
1.0	1490	1354	0.9		
1.2	1316	1196	1.1	FA 77RF37	4
1.3	1156	1050	1.2	FAF 77RF37	4
1.5	998	907	1.4	F 77RF37	4
1.7	892	810	1.6	FF 77RF37	4
2.0	781	710	1.8		
2.3	660	600	2.1		
1.6	944	858	0.82		
1.9	812	738	0.95		
2.2	689	626	1.12		
2.4	630	572	1.22		
2.8	547	497	1.41		
3.3	470	427	1.64	FA 67RF37	4
3.8	403	366	1.91	FAF 67RF37	4
2.8	550	500	1.40	F 67RF37	4
3.1	500	454	1.54	FF 67RF37	4
3.5	431	392	1.79		
4.2	367	333	2.1		
4.7	327	297	2.4		
5.3	287	261	2.7		
5.8	262	238	2.9		
7.0	220	200	3.5		

输出转速 Output speed r/min	输出扭矩 Output torque Nm	传动比 Ratio i	使用系数 Service factor f_B	机型号 Type Type	极数 Pole p
0.18KW					
2.5	616	560	0.92		
2.7	558	507	1.01		
3.1	499	453	1.13		
3.3	469	426	1.20	FA 57RF37	4
3.6	426	387	1.32	FAF 57RF37	4
4.2	363	330	1.55	F 57RF37	4
4.7	328	298	1.72	FF 57RF37	4
5.3	288	262	1.96		
6.2	249	226	2.3		
7.0	220	200	2.6		
4.1	371	337	1.01		
4.6	331	301	1.13		
4.9	314	285	1.20		
6.1	250	227	1.50	FA 47RF17	4
4.6	335	304	1.12	FAF 47RF17	4
4.7	322	293	1.17	F 47RF17	4
6.0	253	230	1.49	FF 47RF17	4
6.4	238	216	1.58		
7.4	207	188	1.82		
7.9	194	176	1.94		
8.2	187	170	1.00	FA 37RF17	4
8.3	185	168	1.02	FAF 37RF17	4
10	146	133	1.28	F 37RF17	4
11	142	129	1.32	FF 37RF17	4
3.0	536	281.71	2.6	FA 77	6
3.2	500	262.93	2.8	FAF 77	6
3.8	429	225.79	3.3	F 77	6
				FF 77	6
3.7	435	228.99	1.77	FA 67	6
4.4	371	195.39	2.1	FAF 67	6
5.0	325	170.85	2.4	F 67	6
				FF 67	6
6.1	266	228.99	2.9	FA 67	4
7.1	227	195.39	3.4	FAF 67	4
8.1	199	170.85	3.9	F 67	4
				FF 67	4
4.3	380	199.70	1.49		
4.6	349	183.60	1.62	FA 57	6
5.4	299	157.09	1.89	FAF 57	6
6.2	259	136.16	2.2	F 57	6
6.7	242	127.27	2.3	FF 57	6
7.7	209	110.01	2.7		
7.0	323	199.70	2.4	FA 57	4
7.6	213	183.60	2.6	FAF 57	4
8.8	183	157.09	3.1	F 57	4
10	158	136.16	3.6	FF 57	4
11	148	127.27	3.8		
4.5	360	189.39	1.0	FA 47	6
4.9	331	174.13	1.1	FAF 47	6
5.7	283	148.98	1.3	F 47	6
6.6	245	129.14	1.5	FF 47	6
7.0	229	120.70	2.5		
7.3	220	189.39	1.71	FA 47	4
8.0	202	174.13	1.86	FAF 47	4
9.3	173	148.98	2.2	F 47	4
11	150	129.14	2.5	FF 47	4
12	140	120.70	2.7		

输出转速 Output speed r/min	输出扭矩 Output torque Nm	传动比 Ratio i	使用系数 Service factor f_B	机型号 Type Type	极数 Pole p
0.18KW					
7.2	224	117.88	0.84	FA 37	6
8.5	191	100.36	0.99	FAF 37	6
9.8	164	86.53	1.14	F 37	6
11	153	80.65	1.23	FF 37	6
12	134	70.50	1.40		
11	149	128.51	1.26		
12	137	117.88	1.37		
14	117	100.36	1.61		
16	101	86.53	1.87		
17	94	80.65	2.0		
20	82	70.50	2.3		
21	77	66.09	2.4		
24	68	58.32	2.8		
25	63	54.54	3.0		
27	60	51.70	3.1		
30	55	47.02	3.4		
32	51	43.83	3.7		
36	45	38.31	4.2		
39	42	35.91	4.5		
44	37	31.69	5.1		
49	33	28.09	5.8	FA 37	4
58	28	23.88	6.8	FAF 37	4
59	27	23.63	6.8	F 37	4
68	24	20.57	7.9	FF 37	4
72	22	19.27	8.4		
82	20	17.03	9.5		
88	18	15.81	10.2		
97	17	14.33	11		
108	15	12.87	13		
125	13	11.08	14		
133	12	10.42	14		
155	10	8.97	16		
185	8.7	7.51	16		
204	7.9	6.81	17		
227	7.1	6.11	18		
264	6.1	5.27	19		
281	5.8	4.95	20		
326	5.0	4.26	21		
0.25KW					
0.16	13607	8901	0.83		
0.18	11775	7703	0.96	FA 127RF77	4
0.21	10346	6768	1.09	FAF 127RF77	4
0.23	9131	5973	1.24	F 127RF77	4
0.27	7760	5076	1.45	FF 127RF77	4
0.31	6827	4466	1.7		
0.24	8897	5820	0.83		
0.27	7984	5223	0.92		
0.30	6982	4567	1.06		
0.40	5262	3442	1.40	FA 107RF77	4
0.46	4643	3037	1.59	FAF 107RF77	4
0.50	4213	2756	1.75	F 107RF77	4
0.59	3621	2369	2.0	FF 107RF77	4
0.67	3161	2068	2.3		
0.87	2441	1597	3.0		
0.99	2142	1401	3.4		
0.47	4508	2949	0.90		
0.54	3959	2590	1.02		
0.61	3466	2267	1.17		
0.63	3362	2199	1.20	FA 97RF57	4
0.80	2658	1739	1.52	FAF 97RF57	4
0.90	2357	1542	1.71	F 97RF57	4
1.0	2032	1329	2.0	FF 97RF57	4
1.2	1807	1182	2.2		
1.3	1578	1032	2.6		

输出转速 Output speed r/min	输出扭矩 Output torque Nm	传动比 Ratio i	使用系数 Service factor f_B	机型号 Type Type	极数 Pole p
0.25KW					
0.72	2950	1930	1.0		
0.81	2613	1709	1.1		
0.93	2282	1493	1.2		
1.1	1987	1300	1.4	FA 87RF57	4
1.2	1755	1148	1.6	FAF 87RF57	4
1.4	1544	1010	1.8	F 87RF57	4
1.6	1356	887	2.1	FF 87RF57	4
1.8	1192	780	2.4		
2.1	1030	674	2.7		
1.3	1605	1050	0.88		
1.5	1387	907	1.02		
1.7	1238	810	1.14	FA 77RF37	4
2.0	1085	710	1.30	FAF 77RF37	4
2.3	917	600	1.54	F 77RF37	4
2.6	803	525	1.76	FF 77RF37	4
3.0	717	469	1.97		
3.4	630	412	2.2		
2.2	980	641	0.79		
2.4	874	572	0.88		
2.7	778	509	0.99		
3.2	668	437	1.15	FA 67RF37	4
2.8	764	500	1.01	FAF 67RF37	4
3.1	694	454	1.11	F 67RF37	4
3.5	599	392	1.29	FF 67RF37	4
4.2	509	333	1.51		
4.7	454	297	1.70		
5.3	399	261	1.93		
5.8	364	238	2.1		
3.6	592	387	0.95		
4.2	504	330	1.12		
5.6	381	249	1.48		
3.6	584	382	0.97	FA 57RF37	4
4.2	505	330	1.12	FAF 57RF37	4
4.7	456	298	1.24	F 57RF37	4
5.3	401	262	1.41	FF 57RF37	4
6.2	345	226	1.63		
7.0	306	200	1.84		
8.4	254	166	2.2		
6.1	347	227	1.08		
6.4	330	216	1.14		
7.2	294	192	1.28		
8.0	264	173	1.42	FA 47RF17	4
6.0	352	230	1.07	FAF 47RF17	4
6.4	330	216	1.14	F 47RF17	4
7.4	287	188	1.31	FF 47RF17	4
7.9	269	176	1.40		
9.4	226	148	1.66		
11	199	130	1.89		
10	203	133	0.92		
11	197	129	0.95	FA 37RF17	4
12	180	118	1.04	FAF 37RF17	4
14	150	98	1.25	F 37RF17	4
16	133	87	1.41	FF 37RF17	4
3.0	744	281.71	1.9		
3.2	694	262.93	2.0	FA 77	6
3.8	596	225.79	2.4	FAF 77	6
4.3	524	198.31	2.7	F 77	6
4.5	497	188.40	2.8	FF 77	6

F SERIES

输出转速 Output speed r/min	输出扭矩 Output torque Nm	传动比 Ratio i	使用系数 Service factor f_B	机型号 Type Type	极数 Pole p
0.25KW					
3.7	605	228.99	1.3	FA 67	6
4.4	516	195.39	1.5	FAF 67	6
5.0	451	170.85	1.7	F 67	6
5.2	429	162.31	1.8	FF 67	6
6.0	376	142.40	2.1		
6.1	370	228.99	2.1	FA 67	4
7.1	315	195.39	2.4	FAF 67	4
8.1	276	170.85	2.8	F 67	4
8.6	262	162.31	2.9	FF 67	4
9.8	230	142.40	3.4		
4.3	527	199.70	1.07		
4.6	485	183.60	1.16	FA 57	6
5.4	415	157.09	1.4	FAF 57	6
6.2	360	136.16	1.6	F 57	6
6.7	336	127.27	1.7	FF 57	6
7.7	290	110.01	1.9		
7.0	322	199.70	1.7		
7.6	296	183.60	1.9	FA 57	4
8.8	254	157.09	2.2	FAF 57	4
10	220	136.16	2.6	F 57	4
11	205	127.27	2.7	FF 57	4
13	178	110.01	3.2		
5.7	393	148.98	1.0	FA 47	6
6.6	341	129.14	1.1	FAF 47	6
7.0	319	120.70	1.2	F 47	6
8.1	275	104.33	1.4	FF 47	6
7.3	306	189.39	1.2		
8.0	281	174.13	1.3	FA 47	4
9.3	241	148.98	1.6	FAF 47	4
11	209	129.14	1.8	F 47	4
12	195	120.70	1.9	FF 47	4
13	168	104.33	2.2		
16	143	88.65	2.6		
11	207	128.51	0.9		
12	190	117.88	1.0		
14	162	100.36	1.2		
16	140	86.53	1.3		
17	130	80.65	1.4		
20	114	70.50	1.7		
21	107	66.09	1.8		
24	94	58.32	2.0		
25	88	54.54	2.1		
27	83	51.70	2.3		
30	76	47.02	2.5		
32	71	43.83	2.7		
36	62	38.31	3.0	FA 37	4
39	58	35.91	3.2	FAF 37	4
44	51	31.69	3.7	F 37	4
49	45	28.09	4.1	FF 37	4
58	39	23.88	4.9		
59	38	23.63	4.9		
68	33	20.57	5.7		
72	31	19.27	6.0		
82	27	17.03	6.8		
88	26	15.81	7.4		
97	23	14.33	8.1		
108	21	12.87	9.0		
125	18	11.08	10		
133	17	10.42	10		
155	14	8.97	11		
185	12	7.51	11		

输出转速 Output speed r/min	输出扭矩 Output torque Nm	传动比 Ratio i	使用系数 Service factor f_B	机型号 Type Type	极数 Pole p
0.25KW					
204	11	6.81	12	FA 37	4
227	10	6.11	13	FAF 37	4
264	8.5	5.27	14	F 37	4
281	8.0	4.95	14	FF 37	4
326	6.9	4.26	15		
0.37KW					
0.21	15312	6768	0.74		
0.23	13514	5973	0.83	FA 127RF77	4
0.27	11484	5076	0.98	FAF 127RF77	4
0.31	10104	4466	1.12	F 127RF77	4
0.36	8751	3868	1.29	FF 127RF77	4
0.41	7699	3403	1.47		
0.47	6758	2987	1.67		
0.46	6871	3037	1.07		
0.50	6235	2756	1.16	FA 107RF77	4
0.59	5360	2369	1.35	FAF 107RF77	4
0.67	4679	2068	1.54	F 107RF77	4
0.87	3613	1597	2.0	FF 107RF77	4
0.61	5129	2267	0.79		
0.70	4505	1991	0.90		
0.80	3934	1739	1.03	FA 97RF57	4
0.90	3489	1542	1.16	FAF 97RF57	4
1.0	3032	1340	1.3	F 97RF57	4
1.2	2674	1182	1.5	FF 97RF57	4
1.3	2335	1032	1.7		
1.5	2052	907	2.0		
1.1	2941	1300	1.0		
1.2	2597	1148	1.1		
1.4	2285	1010	1.2	FA 87RF57	4
1.6	2007	887	1.4	FAF 87RF57	4
1.8	1765	780	1.6	F 87RF57	4
2.1	1525	674	1.8	FF 87RF57	4
2.3	1378	609	2.0		
2.7	1165	515	2.4		
3.1	1023	452	2.8		
1.7	1833	810	0.77		
2.0	1606	710	0.88		
2.3	1357	600	1.04	FA 77RF37	4
2.6	1188	525	1.19	FAF 77RF37	4
3.0	1061	469	1.33	F 77RF37	4
3.4	932	412	1.51	FF 77RF37	4
3.9	808	357	1.75		
4.4	710	314	1.98		
3.3	966	427	0.80		
3.8	828	366	0.93	FA 67RF37	4
4.3	731	323	1.05	FAF 67RF37	4
4.8	656	290	1.17	F 67RF37	4
5.4	581	257	1.33	FF 67RF37	4
6.3	498	220	1.55		
5.6	563	249	1.00		
7.1	446	197	1.27		
7.7	410	181	1.38	FA 57RF37	4
5.3	593	262	0.95	FAF 57RF37	4
6.2	511	226	1.10	F 57RF37	4
7.0	452	200	1.25	FF 57RF37	4
8.4	376	166	1.50		
9.1	344	152	1.64		
10	303	134	1.86		

输出转速 Output speed r/min	输出扭矩 Output torque Nm	传动比 Ratio i	使用系数 Service factor f_B	机型号 Type Type	极数 Pole p
0.37KW					
8.0	391	173	0.96	FA 47RF17	4
9.5	330	146	1.14	FAF 47RF17	4
11	292	129	1.29	F 47RF17	4
				FF 47RF17	4
2.4	1400	271.92	2.0	FA 87	8
2.5	1313	254.93	2.1	FAF 87	8
2.8	1177	228.57	2.4	F 87	8
3.3	1014	196.85	2.8	FF 87	8
3.1	1063	271.92	2.7	FA 87	6
3.3	996	254.93	2.8	FAF 87	6
3.7	893	228.57	3.2	F 87	6
				FF 87	6
3.8	882	225.79	1.6		
4.3	775	198.31	1.8	FA 77	6
4.5	736	188.40	1.9	FAF 77	6
5.1	651	166.47	2.2	F 77	6
6.0	556	142.27	2.5	FF 77	6
4.9	673	281.71	2.1	FA 77	4
5.3	628	262.93	2.2	FAF 77	4
6.2	540	225.79	2.6	F 77	4
7.0	474	198.31	3.0	FF 77	4
4.4	764	195.39	1.01		
5.0	668	170.85	1.15	FA 67	6
5.2	634	162.31	1.22	FAF 67	6
6.0	556	142.40	1.4	F 67	6
7.0	472	120.79	1.6	FF 67	6
6.1	547	228.99	1.41		
7.1	467	195.39	1.65	FA 67	4
8.1	408	170.85	1.89	FAF 67	4
8.6	388	162.31	1.99	F 67	4
9.8	340	142.40	2.3	FF 67	4
12	289	120.79	2.7		
5.4	614	157.09	0.92	FA 57	6
6.2	532	136.16	1.06	FAF 57	6
6.7	497	127.27	1.13	F 57	6
7.7	430	110.01	1.31	FF 57	6
7.0	477	199.70	1.18		
7.6	439	183.60	1.29		
8.8	375	157.09	1.50	FA 57	4
10	325	136.16	1.73	FAF 57	4
11	304	127.27	1.85	F 57	4
13	263	110.01	2.1	FF 57	4
15	223	93.47	2.5		
17	199	83.46	2.8		
9	356	148.98	1.06		
11	309	129.14	1.22	FA 47	4
13	249	104.33	1.51	FAF 47	4
16	212	88.65	1.77	F 47	4
18	189	79.15	2.0	FF 47	4
21	162	67.61	2.3		
21	155	64.89	2.4		
16	207	86.53	0.91		
17	193	80.65	0.98		
20	168	70.50	1.12	FA 37	4
21	158	66.09	1.19	FAF 37	4
24	139	58.32	1.35	F 37	4
25	130	54.54	1.44	FF 37	4
27	124	51.70	1.52		
30	112	47.02	1.67		

输出转速 Output speed r/min	输出扭矩 Output torque Nm	传动比 Ratio i	使用系数 Service factor f_B	机型号 Type Type	极数 Pole p
0.37KW					
32	105	43.83	1.80		
36	92	38.31	2.1		
39	86	35.91	2.2		
44	76	31.69	2.5		
49	67	28.09	2.8		
58	57	23.88	3.3		
59	56	23.63	3.3		
68	49	20.57	3.8		
72	46	19.27	4.1		
82	41	17.03	4.6	FA 37	4
88	38	15.81	5.0	FAF 37	4
97	34	14.33	5.5	F 37	4
108	31	12.87	6.1	FF 37	4
125	26	11.08	6.7		
133	25	10.42	7.0		
155	21	8.97	7.7		
185	18	7.51	7.6		
204	16	6.81	8.1		
227	15	6.11	8.7		
264	13	5.27	9.3		
281	12	4.95	9.5		
326	10	4.26	10		
0.55KW					
0.22	21141	6286	0.80		
0.26	18174	5404	0.93	FA 157RF77	4
0.50	9336	2776	1.81	FAF 157RF77	4
0.57	8162	2427	2.1	F 157RF77	4
0.83	5630	1674	3.0	FF 157RF77	4
1.1	4399	1308	3.8		
1.2	3931	1169	4.3		
0.36	13009	3868	0.87	FA 127RF77	4
0.41	11445	3403	0.99	FAF 127RF77	4
0.47	10046	2987	1.12	F 127RF77	4
				FF 127RF77	4
0.59	7967	2369	0.92		
0.67	6955	2068	1.06		
0.76	6141	1826	1.20		
0.87	5371	1597	1.37	FA 107RF77	4
0.99	4712	1401	1.56	FAF 107RF77	4
1.19	3921	1166	1.88	F 107RF77	4
1.28	3656	1087	2.0	FF 107RF77	4
1.46	3195	950	2.3		
1.67	2805	834	2.6		
2.17	2152	640	3.4		
1.04	4507	1340	0.90		
1.18	3975	1182	1.02		
1.35	3471	1032	1.16		
1.5	3050	907	1.33	FA 97RF57	4
1.7	2677	796	1.5	FAF 97RF57	4
2.0	2354	700	1.7	F 97RF57	4
2.3	2055	611	2.0	FF 97RF57	4
2.6	1796	534	2.3		
2.9	1587	472	2.5		
3.4	1379	410	2.9		
3.8	1234	367	3.3		
1.6	2983	887	0.95		
1.8	2623	780	1.08	FA 87RF57	4
2.1	2267	674	1.24	FAF 87RF57	4
2.3	2048	609	1.38	F 87RF57	4
2.7	1732	515	1.63	FF 87RF57	4
3.1	1520	452	1.86		
4.0	1160	345	2.4		

F SERIES

F SERIES

输出转速 Output speed r/min	输出扭矩 Output torque Nm	传动比 Ratio i	使用系数 Service factor f_B	机型号 Type Type	极数 Pole p
0.55KW					
2.6	1766	525	0.80	FA 77RF37	4
3.0	1577	469	0.89	FAF 77RF37	4
3.4	1386	412	1.02	F 77RF37	4
3.9	1201	357	1.17	FF 77RF37	4
4.4	1056	314	1.34		
5.4	864	257	0.89	FA 67RF37	4
6.3	740	220	1.04	FAF 67RF37	4
7.1	659	196	1.17	F 67RF37	4
8.3	562	167	1.37	FF 67RF37	4
2.4	2039	276.64	1.98	FA 97	8
2.6	1878	254.79	2.2	FAF 97	8
3.0	1668	226.34	2.4	F 97	8
				FF 97	8
2.5	2004	271.92	1.41	FA 87	8
2.6	1875	254.93	1.50	FAF 87	8
2.9	1684	228.57	1.67	F 87	8
3.4	1450	196.85	1.94	FF 87	8
3.3	1517	271.92	1.86	FA 87	6
3.5	1422	354.93	1.98	FAF 87	6
3.9	1275	228.57	2.2	F 87	6
4.5	1098	196.85	2.6	FF 87	6
4.9	998	178.95	2.8		
3.9	1260	225.79	1.12		
4.5	1106	198.31	1.27	FA 77	6
4.7	1051	188.40	1.34	FAF 77	6
5.3	929	166.47	1.52	F 77	6
6.2	794	142.27	1.78	FF 77	6
6.8	728	130.42	1.94		
6.2	802	225.79	1.76		
7.0	704	198.31	2.0		
7.4	669	188.40	2.1		
8.3	591	166.47	2.4	FA 77	4
9.8	505	142.27	2.8	FAF 77	4
11	463	130.42	3.0	F 77	4
12	407	114.45	3.5	FF 77	4
13	385	108.46	3.7		
15	337	94.93	4.2		
7.1	694	195.39	1.11		
8.1	607	170.85	1.27		
8.6	577	162.31	1.34		
9.8	506	142.40	1.52	FA 67	4
12	429	120.79	1.80	FAF 67	4
13	387	109.04	2.0	F 67	4
14	341	95.94	2.3	FF 67	4
15	322	90.59	2.4		
18	277	77.97	2.8		
8.8	558	157.09	1.01		
10	484	136.16	1.17		
11	452	127.27	1.25		
13	391	110.01	1.44	FA 57	4
15	332	93.47	1.70	FAF 57	4
17	296	83.47	1.90	F 57	4
19	260	73.16	2.2	FF 57	4
20	243	68.38	2.3		
24	210	59.10	2.7		
13	371	104.33	1.01	FA 47	4
16	315	88.65	1.19	FAF 47	4
18	281	79.15	1.34	F 47	4
21	240	67.61	1.57	FF 47	4

输出转速 Output speed r/min	输出扭矩 Output torque Nm	传动比 Ratio i	使用系数 Service factor f_B	机型号 Type Type	极数 Pole p
0.55KW					
21	230	64.89	1.63	FA 47	4
25	199	56.09	1.89	FAF 47	4
29	169	47.66	2.2	F 47	4
33	151	42.55	2.5	FF 47	4
24	207	58.32	0.91		
25	194	54.54	0.97		
27	184	51.70	1.02		
30	167	47.02	1.13		
32	156	43.83	1.21		
36	136	38.31	1.38		
39	128	35.91	1.47		
44	113	31.69	1.67		
49	100	28.09	1.88		
58	85	23.88	2.2		
59	84	23.63	2.2		
68	73	20.57	2.6		
72	68	19.27	2.7	FA 37	4
82	60	17.03	3.1	FAF 37	4
97	51	14.33	3.7	F 37	4
108	46	12.87	4.1	FF 37	4
125	39	11.08	4.5		
133	37	10.42	4.7		
155	32	8.97	5.2		
174	28	8.01	5.6		
185	27	7.51	5.1		
204	24	6.81	5.4		
227	22	6.11	5.8		
264	19	5.27	6.3		
281	18	4.95	6.4		
326	15	4.26	6.8		
365	14	3.81	7.3		
0.75KW					
0.50	12731	2776	1.33		
0.57	11130	2427	1.52	FA 157RF97	4
0.83	7677	1674	2.2	FAF 157RF97	4
1.1	5999	1308	2.8	F 157RF97	4
1.2	5361	1169	3.2	FF 157RF97	4
0.47	13699	2987	0.82		
0.52	12350	2693	0.91	FA 127RF77	4
0.59	10896	2376	1.04	FAF 127RF77	4
0.68	9420	2054	1.20	F 127RF77	4
0.77	8246	1798	1.37	FF 127RF77	4
0.86	7425	1619	1.52		
0.76	8374	1826	0.88		
0.88	7241	1597	1.02		
0.99	6425	1401	1.15		
1.1	5700	1243	1.29	FA 107RF77	4
1.3	4985	1087	1.48	FAF 107RF77	4
1.5	4357	950	1.69	F 107RF77	4
1.7	3825	834	1.93	FF 107RF77	4
2.2	2875	627	2.6		
3.3	1958	427	3.8		
1.3	4733	1032	0.85		
1.5	4160	907	0.97		
1.7	3651	796	1.1	FA 97RF57	4
2.0	3210	700	1.3	FAF 97RF57	4
2.3	2802	611	1.4	F 97RF57	4
2.6	2449	534	1.7	FF 97RF57	4
2.9	2165	472	1.9		
3.4	1880	410	2.1		
3.8	1683	367	2.4		

输出转速 Output speed r/min	输出扭矩 Output torque Nm	传动比 Ratio i	使用系数 Service factor f_B	机型号 Type Type	极数 Pole p
0.75KW					
2.1	3091	674	0.91	FA 87RF57	4
2.3	2793	609	1.01	FAF 87RF57	4
2.7	2362	515	1.19	F 87RF57	4
3.1	2073	452	1.36	FF 87RF57	4
4.0	1582	345	1.78		
3.9	1637	357	0.86	FA 77RF37	4
4.4	1440	314	0.98	FAF 77RF37	4
5.1	1247	272	1.13	F 77RF37	4
				FF 77RF37	4
2.7	2519	255.25	2.9	FA 107	8
				FAF 107	8
				F 107	8
				FF 107	8
2.5	2739	276.64	1.5	FA 97	8
2.7	2523	254.79	1.6	FAF 97	8
3.0	2241	226.34	1.8	F 97	8
				FF 97	8
3.3	2047	276.64	2.0	FA 97	6
3.6	1885	254.79	2.1	FAF 97	6
4.0	1675	226.34	2.4	F 97	6
				FF 97	6
3.3	2012	271.92	1.40		
3.6	1886	254.93	1.50	FA 87	6
4.0	1691	228.57	1.67	FAF 87	6
4.6	1456	196.85	1.94	F 87	6
5.1	1324	178.95	2.1	FF 87	6
5.7	1181	159.61	2.4		
5.1	1317	271.92	2.1	FA 87	4
5.4	1235	254.93	2.3	FAF 87	4
6.1	1107	228.57	2.5	F 87	4
				FF 87	4
4.6	1467	198.31	0.96	FA 77	6
4.8	1394	188.40	1.01	FAF 77	6
5.5	1232	166.47	1.14	F 77	6
6.4	1053	142.27	1.34	FF 77	6
7.0	965	130.42	1.46		
6.2	1094	225.79	1.29		
7.0	961	198.31	1.47		
7.4	913	188.40	1.55	FA 77	4
8.3	806	166.47	1.75	FAF 77	4
9.8	689	142.27	2.0	F 77	4
11	632	130.42	2.2	FF 77	4
12	554	114.45	2.5		
13	525	108.46	2.7		
8.1	828	170.85	0.93		
8.6	786	162.31	0.98		
9.8	690	142.40	1.12		
12	585	120.79	1.32	FA 67	4
13	528	109.04	1.46	FAF 67	4
14	465	95.94	1.66	F 67	4
15	439	90.59	1.76	FF 67	4
18	378	77.97	2.0		
21	320	66.13	2.4		
23	289	59.70	2.7		
11	616	127.27	0.91	FA 57	4
13	533	110.01	1.06	FAF 57	4
15	453	93.47	1.25	F 57	4
17	404	83.46	1.40	FF 57	4

输出转速 Output speed r/min	输出扭矩 Output torque Nm	传动比 Ratio i	使用系数 Service factor f_B	机型号 Type Type	极数 Pole p
0.75KW					
19	354	73.16	1.59		
20	331	68.38	1.70	FA 57	4
24	286	59.10	1.97	FAF57	4
28	243	50.22	2.3	F 57	4
31	217	44.84	2.6	FF 57	4
17	386	79.72	0.97		
20	330	68.09	1.14		
21	317	65.36	1.19		
25	272	56.09	1.38	FA 47	4
29	231	47.66	1.63	FAF47	4
33	206	42.55	1.82	F 47	4
38	176	36.34	2.1	FF 47	4
41	165	34.04	2.3		
48	139	28.67	2.7		
30	228	47.02	0.83		
32	212	43.83	0.89		
36	186	38.31	1.01		
39	174	35.91	1.08		
44	153	31.69	1.22		
49	136	28.09	1.38		
58	116	23.88	1.63		
59	114	23.63	1.6		
68	100	20.57	1.9		
72	93	19.27	2.0	FA 37	4
82	82	17.03	2.3	FAF37	4
97	69	14.33	2.7	F 37	4
108	62	12.87	3.0	FF 37	4
125	54	11.08	3.3		
133	50	10.42	3.4		
155	43	8.97	3.8		
204	33	6.81	4.0		
227	30	6.11	4.3		
264	26	5.27	4.6		
281	24	4.95	4.7		
326	21	4.26	5.0		
365	18	3.81	5.3		
1.1KW					
0.50	18539	2776	0.91		
0.58	16208	2427	1.04		
0.64	14592	2185	1.16		
0.72	12982	1944	1.30	FA 157RF97	4
0.84	11179	1674	1.51	FAF157RF97	4
1.1	8735	1308	1.94	F 157RF97	4
1.2	7807	1169	2.2	FF 157RF97	4
1.5	6364	953	2.7		
1.7	5643	845	3.0		
3.1	2978	446	5.7		
4.7	2010	301	8.4		
0.68	13717	2054	0.82		
0.78	12007	1798	0.94	FA 127RF77	4
0.86	10812	1619	1.04	FAF127RF77	4
1.0	9356	1401	1.21	F 127RF77	4
1.1	8214	1230	1.37	FF 127RF77	4
1.3	7246	1085	1.56		
1.1	8301	1243	0.89		
1.3	7259	1087	1.02	FA 107RF78	4
1.5	6344	950	1.16	FAF107RF77	4
1.7	5570	834	1.32	F 107RF77	4
1.9	4915	736	1.50	FF 107RF77	4
2.2	4274	640	1.72		

F SERIES

F SERIES

输出转速 Output speed r/min	输出扭矩 Output torque Nm	传动比 Ratio i	使用系数 Service factor f_B	机型号 Type Type	极数 Pole p
1.1KW					
2.0	4675	700	0.86		
2.3	4080	611	0.99	FA 97RF57	4
2.6	3566	534	1.13	FAF 97RF57	4
3.0	3152	472	1.28	F 97RF57	4
3.4	2738	410	1.48	FF 97RF57	4
3.8	2451	367	1.65		
3.1	3019	452	0.93	FA 87RF57	4
4.1	2304	345	1.22	FAF 87RF57	4
4.7	2003	300	1.41	F 87RF57	4
5.6	1663	249	1.70	FF 87RF57	4
2.7	3707	255.25	1.95	FA 107	8
3.2	3123	215.04	2.3	FAF 107	8
3.4	2894	199.31	2.5	F 107	8
3.8	2594	178.64	2.8	FF 107	8
3.3	3002	276.64	1.35	FA 97	6
3.6	2765	254.79	1.46	FAF 97	6
4.0	2456	226.34	1.65	F 97	6
4.8	2045	188.50	2.0	FF 97	6
5.2	1908	175.83	2.1		
5.1	1951	276.64	2.1	FA 97	4
5.5	1797	254.79	2.2	FAF 97	4
6.2	1596	226.34	2.5	F 97	4
				FF 97	4
3.3	2951	271.92	0.96		
3.6	2766	254.93	1.02	FA 87	6
4.0	2480	228.57	1.14	FAF 87	6
4.6	2136	196.85	1.32	F 87	6
5.1	1942	178.95	1.45	FF 87	6
5.7	1732	159.61	1.63		
5.2	1911	271.92	1.48		
5.5	1798	254.93	1.57		
6.1	1612	228.57	1.75	FA 87	4
7.1	1388	196.85	2.0	FAF 87	4
7.8	1262	178.95	2.2	F 87	4
8.8	1126	159.61	2.5	FF 87	4
10	946	134.16	3.0		
11	870	123.29	3.2		
7.1	1399	198.31	1.01		
7.4	1329	188.40	1.06		
8.4	1174	166.47	1.20		
9.8	1003	142.27	1.41	FA 77	4
11	920	130.42	1.53	FAF 77	4
12	807	114.45	1.75	F 77	4
13	765	108.46	1.84	FF 77	4
15	670	94.93	2.1		
16	603	85.52	2.3		
19	529	75.02	2.7		
12	853	120.79	0.9		
13	769	109.04	1.0		
15	677	95.94	1.1		
15	639	90.59	1.2		
18	550	77.97	1.4	FA 67	4
21	466	66.13	1.7	FAF 67	4
23	421	59.70	1.8	F 67	4
27	371	52.53	2.1	FF 67	4
28	350	49.60	2.2		
33	298	42.23	2.6		
36	271	38.38	2.7		
42	234	33.24	3.0		

输出转速 Output speed r/min	输出扭矩 Output torque Nm	传动比 Ratio i	使用系数 Service factor f_B	机型号 Type Type	极数 Pole p
1.1KW					
17	589	83.46	0.96		
19	516	73.16	1.09		
20	482	68.38	1.17		
24	417	59.10	1.35	FA 57	4
28	354	50.22	1.59	FAF 57	4
31	316	44.84	1.78	F 57	4
37	270	38.30	2.1	FF 57	4
39	253	35.87	2.2		
46	213	30.22	2.6		
25	396	56.09	0.95		
29	336	47.66	1.12		
33	300	42.55	1.25		
39	256	36.34	1.47		
41	240	34.04	1.57	FA 47	4
49	202	28.67	1.86	FAF 47	4
46	216	30.64	1.74	F 47	4
48	205	29.11	1.83	FF 47	4
55	180	25.54	2.1		
65	153	21.66	2.5		
72	138	19.56	2.7		
44	224	31.69	0.84		
50	198	28.09	0.95		
59	168	23.88	1.12		
68	145	20.57	1.30		
73	136	19.27	1.38		
82	120	17.03	1.57		
98	101	14.33	1.86		
109	91	12.87	2.1	FA 37	4
126	78	11.08	2.3	FAF 37	4
134	73	10.42	2.4	F 37	4
156	63	8.97	2.6	FF 37	4
175	56	8.01	2.8		
206	48	6.81	2.7		
229	43	6.11	2.9		
266	37	5.27	3.2		
283	35	4.95	3.2		
329	30	4.26	3.4		
367	27	3.81	3.7		
1.5KW					
0.58	22102	2427	0.77		
0.64	19898	2185	0.85		
0.72	17703	1944	0.96		
0.84	15244	1674	1.11	FA 157RF97	4
1.1	11911	1308	1.42	FAF 157RF97	4
1.2	10646	1169	1.59	F 157RF97	4
1.5	8679	953	1.95	FF 157RF97	4
1.7	7695	845	2.2		
3.1	4062	446	4.2		
4.7	2741	301	6.2		
0.86	14744	1619	0.77		
1.0	12758	1401	0.88		
1.1	11201	1230	1.01	FA 127RF77	4
1.3	9881	1085	1.14	FAF 127RF77	4
1.5	8533	937	1.32	F 127RF77	4
1.7	7531	827	1.50	FF 127RF77	4
1.9	6675	733	1.69		
2.2	5828	640	1.94		
1.5	8651	950	0.83	FA 107RF77	4
1.7	7595	834	0.95	FAF 107RF77	4
1.9	6702	736	1.08	F 107RF77	4
2.2	5710	627	1.26	FF 107RF77	4

输出转速 Output speed r/min	输出扭矩 Output torque Nm	传动比 Ratio i	使用系数 Service factor f_B	机型号 Type Type	极数 Pole p
1.5KW					
2.5	5100	560	1.42	FA 107RF77	4
2.9	4453	489	1.62	FAF107RF77	4
3.3	3889	427	1.86	F 107RF77	4
3.8	3369	370	2.1	FF 107RF77	4
2.6	4863	534	0.83	FA 97RF57	4
3.0	4298	472	0.94	FAF97RF57	4
3.4	3734	410	1.08	F 97RF57	4
3.8	3342	367	1.21	FF 97RF57	4
4.1	3142	345	0.90	FA 87RF57	4
4.7	2732	300	1.03	FAF87RF57	4
5.6	2268	249	1.24	F 87RF57	4
				FF 87RF57	4
2.7	4981	255.25	1.48	FA 107	8
3.2	4197	215.04	1.76	FAF107	8
3.5	3890	199.31	1.89	F 107	8
3.9	3486	178.64	2.1	FF 107	8
3.6	3736	255.25	2.0	FA 107	6
4.3	3147	215.04	2.3	FAF107	6
4.6	2917	199.31	2.5	F 107	6
5.2	2615	178.64	2.8	FF 107	6
3.3	4049	276.64	1.00	FA 97	6
3.6	3729	254.79	1.08	FAF 97	6
4.1	3313	226.34	1.22	F 97	6
4.9	2759	188.50	1.47	FF 97	6
5.2	2574	175.83	1.57		
5.1	2661	276.64	1.52	FA 97	4
5.5	2451	254.79	1.65	FAF 97	4
6.2	2177	226.34	1.86	F 97	4
7.4	1813	188.50	2.2	FF 97	4
8.0	1691	175.83	2.4		
5.2	2615	271.92	1.08		
5.5	2452	254.93	1.15		
6.1	2198	228.57	1.28		
7.1	1893	196.85	1.49	FA 87	4
7.8	1721	178.95	1.63	FAF 87	4
8.8	1535	159.61	1.84	F 87	4
10	1290	134.16	2.2	FF 87	4
13	1053	109.49	2.7		
14	942	97.89	3.0		
8.4	1601	166.47	0.08		
9.8	1368	142.27	1.03		
11	1254	130.42	1.12		
12	1101	114.45	1.28		
13	1043	108.46	1.35		
15	913	94.93	1.54		
16	823	85.52	1.71		
19	722	75.02	1.95	FA 77	4
19	695	72.29	2.0	FAF 77	4
21	637	66.28	2.2	F 77	4
24	559	58.16	2.5	FF 77	4
25	530	55.12	2.7		
29	464	48.24	3.0		
32	418	43.46	3.4		
37	367	38.12	3.8		
38	352	36.52	3.0		
44	303	31.45	4.3		

输出转速 Output speed r/min	输出扭矩 Output torque Nm	传动比 Ratio i	使用系数 Service factor f_B	机型号 Type Type	极数 Pole p
1.5KW					
15	871	90.59	0.88		
18	750	77.97	1.03		
21	636	66.13	1.21		
23	574	59.70	1.34		
27	505	52.53	1.53	FA 67	4
28	477	49.60	1.62	FAF67	4
33	406	42.23	1.90	F 67	4
36	369	38.38	1.99	FF 67	4
39	349	36.30	2.2		
44	309	32.08	2.5		
51	264	27.41	2.9		
56	242	25.13	3.2		
24	568	59.10	0.99		
28	483	50.22	1.17	FA 57	4
31	431	44.84	1.31	FAF57	4
37	368	38.30	1.53	F 57	4
39	345	35.87	1.63	FF 57	4
46	291	30.22	1.94		
33	409	42.55	0.92		
39	350	36.34	1.08		
41	327	34.04	1.15		
49	276	28.67	1.36		
46	295	30.64	1.28	FA 47	4
48	280	29.11	1.34	FAF47	4
55	246	25.54	1.53	F 47	4
65	208	21.66	1.80	FF 47	4
72	188	19.56	2.0		
81	166	17.21	2.3		
86	156	16.25	2.4		
101	133	13.83	2.8		
68	198	20.57	0.95		
73	185	19.27	1.01		
82	164	17.03	1.15		
98	138	14.33	1.36		
109	124	12.87	1.52		
126	107	11.08	1.68		
134	100	10.42	1.74	FA 37	4
156	86	8.97	1.91	FAF37	4
175	77	8.01	2.1	F 37	4
206	66	6.81	2.0	FF 37	4
229	59	6.11	2.2		
266	51	5.27	2.3		
283	48	4.95	2.4		
329	41	4.26	2.5		
367	37	3.81	2.7		
2.2KW					
1.00	18699	1420	0.90		
1.09	17224	1308	0.98		
1.21	15394	1169	1.10		
1.49	12549	953	1.35		
1.68	11127	845	1.52		
1.86	10061	764	1.68	FA 157RF97	4
2.1	8954	680	1.89	FAF157RF97	4
2.5	7585	576	2.2	F 157RF97	4
3.2	5873	446	2.9	FF 157RF97	4
4.7	3964	301	4.3		
5.2	3582	272	4.7		
6.1	3042	231	5.6		
7.2	2581	196	6.6		
1.31	14288	1085	0.79	FA 127RF77	4
1.52	12339	937	0.91	FAF127RF77	4
1.72	10890	827	1.04	F 127RF77	4
1.94	9652	733	1.17	FF 127RF77	4

F SERIES

输出转速 Output speed r/min	输出扭矩 Output torque Nm	传动比 Ratio i	使用系数 Service factor f_B	机型号 Type Type	极数 Pole p
2.2KW					
2.22	8428	640	1.34	FA 127RF77	4
2.62	7137	542	1.58	FAF 127RF77	4
2.90	6439	489	1.75	F 127RF77	4
3.36	5570	423	2.0	FF 127RF77	4
2.3	8256	627	0.89		
2.5	7374	560	1.00	FA 107RF77	4
2.9	6439	489	1.14	FAF 107RF77	4
3.3	5623	427	1.31	F 107RF77	4
3.9	4767	362	1.55	FF 107RF77	4
4.3	4306	327	1.71		
3.9	4833	367	0.84	FA 97RF57	4
4.9	3792	288	1.07	FAF 97RF57	4
5.7	3253	247	1.24	F 97RF57	4
				FF 97RF57	4
2.8	7100	255.25	1.02	FA 107	8
3.3	5982	215.04	1.21	FAF 107	8
3.6	5544	199.31	1.30	F 107	8
4.0	4969	178.64	1.45	FF 107	8
3.7	5363	255.25	1.35	FA 107	6
4.4	4518	215.04	1.60	FAF 107	6
4.7	4188	199.31	1.72	F 107	6
5.3	3753	178.64	1.92	FF 107	6
5.6	3550	255.25	2.0	FA 107	4
6.6	2991	215.04	2.4	FAF 107	4
7.1	2772	199.31	2.6	F 107	4
7.9	2485	178.64	2.9	FF 107	4
4.2	4755	226.34	0.85	FA 97	6
5.0	3960	188.50	1.02	FAF 97	6
5.3	3694	175.83	1.09	F 97	6
6.0	3302	157.16	1.22	FF 97	6
5.1	3848	276.64	1.05		
5.6	3544	254.79	1.14		
6.3	3148	226.34	1.28	FA 97	4
7.5	2622	188.50	1.54	FAF 97	4
8.1	2445	175.83	1.65	F 97	4
9.0	2186	157.16	1.85	FF 97	4
10	1968	141.47	2.1		
11	1782	128.12	2.3		
7.2	2738	196.85	1.03		
7.9	2489	178.95	1.13		
8.9	2220	159.61	1.27		
11	1866	134.16	1.51		
12	1715	123.29	1.64		
13	1523	109.49	1.85	FA 87	4
15	1361	97.89	2.1	FAF 87	4
16	1224	88.01	2.3	F 87	4
19	1062	76.39	27	FF 87	4
21	951	68.40	3.0		
25	789	56.75	3.6		
28	699	50.29	4.0		
31	629	45.22	4.2		
12	1592	114.45	0.89		
13	1508	108.46	0.93		
15	1320	94.93	1.07	FA 77	4
17	1189	85.52	1.19	FAF 77	4
19	1043	75.02	1.35	F 77	4
21	922	66.28	1.53	FF 77	4
24	809	58.16	1.74		

输出转速 Output speed r/min	输出扭矩 Output torque Nm	传动比 Ratio i	使用系数 Service factor f_B	机型号 Type Type	极数 Pole p
2.2KW					
26	767	55.12	1.84		
29	671	48.24	2.1		
33	604	43.46	2.3	FA 77	4
39	509	36.52	2.1	FAF 77	4
45	438	31.45	3.0	F 77	4
49	400	28.59	3.4	FF 77	4
56	355	25.50	4.0		
24	830	59.70	0.93		
27	731	52.53	1.06		
29	690	49.60	1.12		
34	587	42.23	1.31		
37	534	38.38	1.37	FA 67	4
43	462	33.24	1.50	FAF 67	4
44	446	32.08	1.73	F 67	4
52	381	27.41	2.0	FF 67	4
57	350	25.13	2.2		
64	307	22.05	2.5		
68	291	20.90	2.7		
78	254	18.29	3.0		
32	624	44.84	0.90		
37	533	38.30	1.06		
40	499	35.87	1.13		
47	420	30.22	1.32	FA 57	4
57	347	24.96	1.56	FAF 57	4
67	294	21.17	1.92	F 57	4
74	266	19.11	2.1	FF 57	4
84	234	16.18	2.4		
89	221	15.88	2.6		
56	355	25.54	1.06		
66	301	21.66	1.25		
73	272	19.56	1.38		
83	239	17.21	1.57	FA 47	4
87	226	16.25	1.66	FAF 47	4
103	192	13.83	1.95	F 47	4
113	175	12.57	2.2	FF 47	4
130	151	10.89	2.5		
156	126	9.08	2.5		
99	199	14.33	0.94		
110	179	12.87	1.05		
128	154	11.08	1.16		
136	145	10.42	1.20		
158	125	8.97	1.32	FA 37	4
177	111	8.01	1.43	FAF 37	4
209	95	6.81	1.39	F 37	4
232	85	6.11	1.49	FF 37	4
269	73	5.27	1.60		
287	69	4.95	1.64		
333	59	4.26	1.75		
373	53	3.81	1.86		
3KW					
1.2	20991	1169	0.81		
1.5	17113	953	0.99		
1.7	15173	845	1.12		
1.9	13719	764	1.23		
2.1	12211	680	1.39	FA 157RF97	4
2.5	10343	576	1.64	FAF 157RF97	4
3.2	8009	446	2.1	F 157RF97	4
4.7	5405	301	3.1	FF 157RF97	4
5.2	4884	272	3.5		
6.1	4148	231	4.1		
7.2	3520	196	4.8		

输出转速 Output speed r/min	输出扭矩 Output torque Nm	传动比 Ratio i	使用系数 Service factor f_B	机型号 Type Type	极数 Pole p
3KW					
1.9	13162	733	0.86	FA 127RF77	4
2.2	11492	640	0.98	FAF 127RF77	4
2.6	9733	542	1.16	F 127RF77	4
2.9	8781	489	1.28	FF 127RF77	4
3.3	7668	427	0.96	FA 107RF77	4
3.9	6500	362	1.13	FAF 107RF77	4
4.3	5872	327	1.26	F 107RF77	4
5.0	5118	285	1.44	FF 107RF77	4
3.8	7161	255.25	1.03	FA 107	6
4.5	6033	215.04	1.22	FAF 107	6
4.8	5591	199.31	1.32	F 107	6
5.4	5011	178.64	1.47	FF 107	6
5.6	4841	255.25	1.52		
6.6	4078	215.04	1.81	FA 107	4
7.1	3780	199.31	1.95	FAF 107	4
7.9	3388	178.64	2.2	F 107	4
8.8	3059	161.28	2.4	FF 107	4
6.3	4293	226.34	0.94		
7.5	3575	188.50	1.13		
8.1	3335	175.83	1.21		
9.0	2981	157.16	1.36	FA 97	4
10	2683	141.47	1.51	FAF 97	4
11	2430	128.12	1.66	F 97	4
12	2155	113.61	1.88	FF 97	4
14	1948	102.72	2.1		
16	1721	90.77	2.3		
11	2544	134.16	1.11		
12	2338	123.29	1.21		
13	2077	109.49	1.36		
15	1857	97.89	1.52	FA 87	4
16	1669	88.01	1.69	FAF 87	4
19	1449	76.39	1.9	F 87	4
21	1297	68.40	2.2	FF 87	4
25	1076	56.75	2.6		
28	854	50.29	2.9		
17	1622	85.52	0.87		
19	1423	75.02	0.99		
21	1257	66.28	1.12		
24	1103	58.16	1.28		
26	1045	55.12	1.35		
29	915	48.24	1.54	FA 77	4
33	824	43.46	1.71	FAF 77	4
37	723	38.12	1.95	F 77	4
39	694	36.52	1.5	FF 77	4
45	598	31.45	2.2		
49	545	28.59	2.5		
56	484	25.50	2.9		
66	406	21.43	3.5		
33	819	43.20	0.94		
36	745	39.26	0.98		
42	645	34.01	1.08		
44	608	32.08	1.27		
52	520	27.41	1.48	FA 67	4
57	477	25.13	1.62	FAF 67	4
64	418	22.05	1.84	F 67	4
68	396	20.90	1.94	FF 67	4
78	347	18.29	2.2		
86	313	16.48	2.5		
98	274	14.46	2.8		

输出转速 Output speed r/min	输出扭矩 Output torque Nm	传动比 Ratio i	使用系数 Service factor f_B	机型号 Type Type	极数 Pole p
3KW					
57	473	24.96	1.19		
67	401	21.17	1.40		
74	362	19.11	1.56	FA 57	4
84	319	16.81	1.77	FAF 57	4
89	301	15.88	1.87	F 57	4
105	256	13.52	2.2	FF 57	4
116	233	12.29	2.4		
133	202	10.64	2.8		
73	371	19.56	1.01		
83	326	17.21	1.15		
87	308	16.25	1.22	FA 47	4
103	262	13.83	1.43	FAF 47	4
113	238	12.57	1.58	F 47	4
130	207	10.89	1.82	FF 47	4
156	172	9.08	1.80		
128	210	11.08	0.85		
136	198	10.42	0.88		
158	170	8.97	0.97		
177	152	8.01	1.05	FA 37	4
209	129	6.81	1.02	FAF 37	4
232	116	6.11	1.10	F 37	4
269	100	5.27	1.18	FF 37	4
287	94	4.95	1.20		
333	81	4.26	1.28		
373	72	3.81	1.37		
4KW					
1.7	19950	845	0.85		
1.9	18038	764	0.94		
2.1	16055	680	1.05		
2.5	13599	576	1.24	FA 157RF97	4
3.2	10530	446	1.61	FAF 157RF97	4
4.8	7107	301	2.4	F 157RF97	4
5.3	6422	272	2.6	FF 157RF97	4
6.2	5454	231	3.1		
7.3	4628	196	3.7		
2.7	12796	542	0.88	FA 127RF77	4
2.9	11545	489	0.98	FAF 127RF77	4
3.4	9987	423	1.13	F 127RF77	4
3.9	8759	371	1.29	FF 127RF77	4
4.4	7720	327	0.94	FA 107RF77	4
5.1	6729	285	1.07	FAF 107RF77	4
6.5	5218	221	1.38	F 107RF77	4
				FF 107RF77	4
4.2	8594	172.33	1.31	FA 127	8
4.6	7721	154.81	1.46	FAF 127	8
5.7	6269	125.71	1.80	F 127	8
				FF 127	8
5.6	6365	255.25	1.16		
6.7	5363	215.04	1.37		
7.2	4970	199.31	1.48		
8.1	4455	178.64	1.65	FA 107	4
8.9	4022	161.28	1.83	FAF 107	4
9.8	3653	146.49	2.02	F 107	4
11	3241	129.97	2.3	FF 107	4
12	2941	117.94	2.5		
14	2528	101.38	2.9		

输出转速 Output speed r/min	输出扭矩 Output torque Nm	传动比 Ratio i	使用系数 Service factor f_B	机型号 Type Type	极数 Pole p
4KW					
8.2	4385	175.83	0.92	FA 97 FAF 97 F 97 FF 97	4 4 4 4
9.2	3919	157.16	1.03		
10	3528	141.47	1.15		
11	3195	128.12	1.27		
13	2833	113.61	1.43		
14	2561	102.72	1.58		
15	2427	97.31	1.67		
16	2263	90.77	1.79		
18	2023	81.13	2.0		
20	1821	73.03	2.2		
22	1649	66.14	2.5		
13	2730	109.49	1.03	FA 87 FAF 87 F 87 FF 87	4 4 4 4
15	2441	97.89	1.16		
16	2195	88.01	1.28		
19	1905	76.39	1.48		
21	1706	68.40	1.65		
25	1415	56.75	1.99		
29	1254	50.29	2.2		
32	1128	45.22	2.5		
22	1653	66.28	0.85	FA 77 FAF 77 F 77 FF 77	4 4 4 4
25	1450	58.16	0.97		
26	1374	55.12	1.03		
30	1203	48.24	1.17		
33	1084	43.46	1.30		
38	951	38.12	1.48		
43	839	33.64	1.68		
48	744	29.82	1.90		
57	635	25.47	2.2		
50	717	28.59	1.97		
56	636	25.50	2.2		
67	534	21.43	2.6		
73	491	19.70	2.9		
53	683	27.41	1.13	FA 67 FAF 67 F 67 FF 67	4 4 4 4
57	627	25.13	1.23		
65	550	22.05	1.40		
69	521	20.90	1.48		
79	456	18.29	1.69		
87	411	16.48	1.88		
100	361	14.46	2.1		
113	318	12.76	2.4		
127	282	11.31	2.7		
149	241	9.66	3.2		
150	240	9.61	2.1		
158	227	9.11	2.4		
181	199	7.97	2.9		
201	179	7.18	3.3		
229	157	6.30	3.6		
259	139	5.56	4.0		
292	123	4.93	4.3		
342	105	4.21	4.5		
68	528	21.17	1.07	FA 57 FAF 57 F 57 FF 57	4 4 4 4
75	477	19.11	1.18		
86	419	16.81	1.35		
91	396	15.88	1.42		
107	337	13.52	1.67		
117	306	12.29	1.84		
135	265	10.64	2.1		
155	232	9.31	1.70		
176	204	8.19	1.93		
186	193	7.73	2.0		
219	164	6.58	2.4		
241	149	5.98	2.6		
278	129	5.18	3.0		

输出转速 Output speed r/min	输出扭矩 Output torque Nm	传动比 Ratio i	使用系数 Service factor f_B	机型号 Type Type	极数 Pole p
5.5KW					
2.5	18699	576	0.90	FA 157RF97 FAF 157RF97 F 157RF97 FF 157RF97	4 4 4 4
2.9	16329	503	1.04		
3.2	14479	446	1.17		
4.1	11460	353	1.48		
4.8	9771	301	1.73		
5.3	8830	272	1.92		
6.2	7499	231	2.3		
7.1	6558	202	2.6		
7.3	6363	196	2.7		
3.5	13537	417	0.83	FA 127RF87 FAF 127RF87 F 127RF87 FF 127RF87	4 4 4 4
3.9	12109	373	0.93		
4.6	10129	312	1.11		
4.9	9512	293	1.19		
5.5	8505	262	1.33		
6.4	7337	226	1.54		
3.4	13732	423	0.82	FA 127RF97 FAF 127RF97 F 127RF97 FF 127RF97	4 4 4 4
3.9	12044	371	0.94		
2.7	18293	266.76	0.92	FA 157 FAF 157 F 157 FF 157	8 8 8 8
3.3	14977	218.40	1.1		
4.0	12149	177.17	1.4		
4.4	11269	164.33	1.5		
5.1	9724	141.80	1.7		
5.8	8581	125.14	2.0		
6.6	7440	108.49	2.3		
7.5	6619	96.53	2.6		
8.3	5959	86.90	2.8		
9.1	5450	79.47	3.1		
10	4742	69.15	3.6		
4.2	11817	172.33	0.95	FA 127 FAF 127 F 127 FF 127	8 8 8 8
4.7	10616	154.81	1.06		
5.7	8620	125.71	1.31		
6.2	7555	116.00	1.42		
6.7	7373	215.04	0.98	FA 107 FAF 107 F 107 FF 107	4 4 4 4
7.2	6834	199.31	1.06		
8.1	6125	178.64	1.18		
8.9	5530	161.28	1.31		
9.8	5023	146.49	1.44		
11	4456	129.97	1.62		
12	4044	117.94	1.79	FA 107 FAF 107 F 107 FF 107	4 4 4 4
14	3476	101.38	2.1		
16	3171	92.47	2.3		
16	3034	88.49	2.4		
17	2880	83.99	2.5		
11	4393	128.12	0.92	FA 97 FAF 97 F 97 FF 97	4 4 4 4
13	3895	113.61	1.04		
14	3522	102.72	1.15		
15	3336	97.31	1.21		
16	3112	90.77	1.30		
17	2985	87.06	1.35		
18	2782	81.13	1.45		
19	2620	76.40	1.54		
21	2504	73.03	1.68		
22	2268	66.14	1.78		
25	2011	58.65	2.0		
27	1818	53.05	2.2		
16	3018	88.01	0.93	FA 87 FAF 87 F 87 FF 87	4 4 4 4
19	2619	76.39	1.08		
21	2345	68.40	1.20		
25	1946	56.75	1.45		

输出转速 Output speed r/min	输出扭矩 Output torque Nm	传动比 Ratio i	使用系数 Service factor f_B	机型号 Type Type	极数 Pole p
5.5KW					
29	1724	50.29	1.64	FA 87 FAF87 F 87 FF 87	4 4 4 4
32	1550	45.22	1.82		
37	1346	39.25	2.1		
41	1205	35.14	2.3		
49	1000	29.16	2.8		
42	1170	34.11	2.1		
51	974	28.41	2.4		
54	909	26.50	3.1		
61	812	23.68	3.5		
30	1654	48.24	0.85	FA 77 FAF77 F 77 FF 77	4 4 4 4
33	1490	43.46	0.95		
38	1307	38.12	1.08		
43	1153	33.64	1.22		
48	1022	29.82	1.38		
57	873	25.47	1.61		
56	874	25.50	1.61		
67	735	21.43	1.92		
73	675	19.70	2.1		
82	600	17.49	2.4		
92	536	15.64	2.6		
102	482	14.06	2.9		
118	418	12.20	3.4		
65	756	22.05	1.02	FA 67 FAF67 F 67 FF 67	4 4 4 4
69	717	20.9	1.08		
79	627	18.29	1.23		
87	565	16.48	1.36		
100	496	14.46	1.55		
113	438	12.76	1.76		
127	388	11.31	2.0		
149	331	9.66	2.3		
150	329	9.61	1.5		
158	312	9.11	1.7		
181	273	7.97	2.1		
201	246	7.18	2.4		
229	216	6.30	2.7		
259	191	5.56	2.9		
292	169	4.93	3.1		
342	144	4.21	3.3		
86	576	16.81	0.98	FA 57 FAF57 F 57 FF 57	4 4 4 4
91	544	15.88	1.04		
107	464	13.52	1.22		
117	421	12.29	1.34		
135	365	10.64	1.55		
176	281	8.19	1.41		
186	265	7.73	1.49		
219	226	6.58	1.75		
241	205	5.98	1.93		
278	178	5.18	2.2		
7.5KW					
4.6	13812	312	0.82	FA 127RF87 FAF127RF87 F 127RF87 FF 127RF87	4 4 4 4
4.9	12971	293	0.87		
5.5	11598	262	0.97		
6.4	10005	226	1.13		
7.2	8854	200	1.27		
3.3	20350	217.62	0.83	FA 157 FAF157 F 157 FF 157	8 8 8 8
4.0	16664	178.20	1.02		
4.4	15238	162.96	1.11		
5.1	13260	141.80	1.28		
5.8	11702	125.14	1.45		
6.6	10145	108.49	1.67		
7.5	9027	96.53	1.87		

输出转速 Output speed r/min	输出扭矩 Output torque Nm	传动比 Ratio i	使用系数 Service factor f_B	机型号 Type Type	极数 Pole p
7.5KW					
8.4	8023	85.80	2.1	FA 157 FAF157 F 157 FF 157	8 8 8 8
9.2	7337	78.46	2.3		
10.5	6385	68.28	2.7		
12	5634	60.25	3.0		
13.8	4885	52.24	3.5		
15.5	4346	46.48	3.9		
18	3746	40.06	4.5		
3.6	18709	266.76	0.90	FA 157 FAF157 F 157 FF 157	6 6 6 6
4.4	15317	218.40	1.11		
5.4	12425	177.17	1.36		
5.8	11525	164.33	1.47		
6.8	9945	141.80	1.70		
7.7	8776	125.14	1.93		
8.8	7609	108.49	2.2		
9.9	6770	96.53	2.5		
11	6095	86.90	2.8		
12	5573	79.47	3.0		
14	4850	69.15	3.5		
16	4280	61.02	4.0		
18	3711	52.91	4.6		
5.7	11816	126.36	0.95	FA 127 FAF127 F 127 FF 127	8 8 8 8
6.2	10776	115.24	1.05		
7.2	9326	99.73	1.21		
8.2	8229	88.00	1.37		
5.6	12086	172.33	0.93	FA 127 FAF127 F 127 FF 127	6 6 6 6
6.2	10857	154.81	1.04		
7.6	8816	125.71	1.28		
8.3	8135	116.00	1.39		
8.5	7947	172.33	1.42	FA 127 FAF127 F 127 FF 127	4 4 4 4
9.4	7139	154.81	1.58		
12	5797	125.71	1.95		
8.2	8238	178.64	0.88	FA 107 FAF107 F 107 FF 107	4 4 4 4
9.1	7437	161.28	0.97		
10	6755	146.49	1.07		
11	5994	129.97	1.20		
12	5439	117.94	1.33		
14	4675	101.38	1.54		
16	4264	92.47	1.69		
16	4081	88.49	1.77		
17	3873	83.99	1.86		
20	3436	74.52	2.1		
22	3118	67.62	2.3		
15	4487	97.31	0.90	FA 97 FAF97 F 97 FF 97	4 4 4 4
16	4186	90.77	0.97		
17	4015	87.06	1.01		
18	3741	81.13	1.08		
19	3523	76.40	1.15		
21	3229	70.03	1.25		
22	3050	66.14	1.33		
25	2705	58.65	1.49		
28	2445	53.03	1.65		
32	2072	44.94	1.95		
37	1810	39.26	2.2		
44	1514	32.83	2.7		
33	2023	43.87	2.0		
40	1704	36.96	2.4		
43	1580	34.26	2.6		
48	1416	30.70	2.9		

F SERIES

输出转速 Output speed r/min	输出扭矩 Output torque Nm	传动比 Ratio i	使用系数 Service factor f_B	机型号 Type Type	极数 Pole p
7.5KW					
26	2617	56.75	1.08	FA 87 FAF87 F 87 FF 87	4 4 4 4
29	2319	50.29	1.19		
32	2085	45.22	1.27		
37	1810	39.25	1.41		
42	1620	35.14	1.51		
50	1345	29.16	1.75		
51	1327	28.41	1.74		
55	1222	26.50	2.3		
62	1092	23.68	2.6		
68	983	21.32	2.9		
76	890	19.31	3.2		
85	789	17.12	3.6		
94	714	15.48	4.0		
43	1551	33.64	0.91	FA 77 FAF77 F 77 FF 77	4 4 4 4
49	1375	29.82	1.03		
57	1175	25.47	1.16		
57	1176	25.50	1.20		
68	988	21.43	1.43		
74	908	19.70	1.55		
83	807	17.49	1.75		
93	721	15.64	1.95		
104	648	14.06	2.2		
120	563	12.20	2.5		
134	504	10.93	2.8		
156	431	9.35	2.4		
176	383	8.30	2.7		
197	342	7.42	3.0		
219	308	6.67	3.3		
252	267	5.79	3.8		
281	239	5.19	4.2		
340	198	4.30	4.8		
11KW					
4.9	19275	301	0.88	FA 157RF97 FAF157RF97 F 157RF97 FF 157RF97	4 4 4 4
5.4	17418	272	0.97		
6.3	14793	231	1.14		
7.2	12936	202	1.31		
7.4	12551	196	1.35		
6.5	14472	226	0.78	FA 127RF87 FAF 127RF87 F 127RF87 FF 127RF87	4 4 4 4
7.3	12807	200	0.88		
8.7	10758	168	1.05		
5.1	19181	141.80	0.88	FA 157 FAF157 F 157 FF 157	8 8 8 8
5.8	16928	125.14	1.00		
6.7	14675	108.49	1.15		
7.6	13058	96.53	1.30		
5.5	18036	177.17	0.94	FA 157 FAF157 F 157 FF 157	6 6 6 6
5.9	16729	164.33	1.01		
6.8	14435	141.80	1.17		
7.8	12739	125.14	1.33		
8.9	11044	108.49	1.53		
10	9827	96.53	1.72		
11	8847	86.90	1.91		
12	8090	79.47	2.1		
5.5	18042	266.76	0.94	FA 157 FAF157 F 157 FF 157	4 4 4 4
6.7	14776	218.46	1.15		
8.2	12053	177.17	1.40		
8.9	11114	164.33	1.52		
10	9591	141.80	1.76		
12	8464	125.14	2.0		
13	7338	108.49	2.3		

输出转速 Output speed r/min	输出扭矩 Output torque Nm	传动比 Ratio i	使用系数 Service factor f_B	机型号 Type Type	极数 Pole p
11KW					
15	6529	96.53	2.6	FA 157 FAF157 F 157 FF 157	4 4 4 4
17	5877	86.90	2.9		
18	5375	79.47	3.1		
21	4677	69.15	3.6		
7.7	12864	125.71	0.88	FA 167 FAF167 F 167 FF 167	6 6 6 6
8.4	11732	116.00	0.96		
10	10153	99.73	1.11		
11	8958	88.00	1.26		
13	7737	76.00	1.46		
8.5	11656	172.33	0.97	FA 127 FAF127 F 127 FF 127	4 4 4 4
9.4	10471	154.81	1.08		
12	8502	125.71	1.33		
13	7846	116.00	1.44		
15	6745	99.73	1.67		
17	5952	88.00	1.90		
19	5140	76.00	2.2		
12	7977	117.94	0.91	FA 107 FAF107 F 107 FF 107	4 4 4 4
14	6857	101.38	1.05		
16	6254	92.47	1.15		
17	5681	83.99	1.27		
20	5040	74.52	1.43		
22	4573	67.62	1.58		
25	3931	58.12	1.84		
29	3431	50.73	2.1		
34	2910	43.03	2.5		
43	2285	33.78	3.2		
53	1855	27.43	3.9		
58	1712	25.31	4.2		
22	4473	66.14	0.90	FA 97 FAF97 F 97 FF 97	4 4 4 4
25	3967	58.65	1.02		
28	3587	53.05	1.13		
32	3040	44.94	1.33		
37	2655	39.26	1.52		
44	2220	32.83	1.82		
43	2317	34.26	1.74		
48	2076	30.70	1.95		
53	1875	27.72	2.2		
58	1703	25.18	2.4		
65	1511	22.34	2.7		
37	2655	39.25	0.96	FA 87 FAF87 F 87 FF 87	4 4 4 4
42	2377	35.14	1.03		
50	1972	29.16	1.20		
55	1792	26.50	1.57		
62	1602	23.68	1.76		
68	1442	21.32	1.96		
76	1306	19.31	2.16		
85	1158	17.12	2.4		
94	1047	15.48	2.7		
111	887	13.12	3.2		
74	1332	19.70	1.06	FA 77 FAF77 F 77 FF 77	4 4 4 4
83	1183	17.49	1.19		
93	1058	15.64	1.33		
104	951	14.06	1.48		
120	825	12.20	1.71		
134	739	10.93	1.91		
156	632	9.35	1.61		
176	561	8.30	1.81		
197	502	7.42	2.0		
219	451	6.67	2.3		
252	392	5.79	2.6		
281	351	5.19	2.9		
340	291	4.30	3.3		

输出转速 Output speed r/min	输出扭矩 Output torque Nm	传动比 Ratio i	使用系数 Service factor f_B	机型号 Type Type	极数 Pole p
15KW					
6.3	20172	231	0.84	FA 157RF97 FAF157RF97 F 157RF97 FF 157RF97	4 4 4 4
7.2	17639	202	0.96		
7.4	17115	196	0.99		
6.8	19685	141.80	0.86	FA 157 FAF157 F 157 FF 157	6 6 6 6
7.8	17372	125.14	0.97		
8.9	15061	108.49	1.12		
10	13400	96.53	1.26		
11	12063	86.90	1.40		
6.7	20143	218.40	0.84	FA 157 FAF157 F 157 FF 157	4 4 4 4
8.2	16340	177.17	1.04		
8.9	15156	164.33	1.12		
10	13078	141.80	1.29		
12	11542	125.14	1.47		
13	10006	108.49	1.69		
15	8903	96.53	1.90		
17	8015	86.90	2.1		
18	7329	79.47	2.3		
21	6378	69.15	2.7		
24	5628	61.02	3.0		
9.7	13844	99.73	0.81	FA 127 FAF127 F 127 FF 127	6 6 6 6
11	12216	88.00	0.92		
13	10550	76.00	1.07		
14	9803	70.62	1.15		
15	8941	64.41	1.26		
12	11594	125.71	0.97	FA 127 FAF127 F 127 FF 127	4 4 4 4
13	10699	116.00	1.05		
15	9198	99.73	1.23		
17	8116	88.00	1.39		
19	7009	76.00	1.61		
21	6513	70.62	1.73		
16	8528	92.47	0.85	FA 107 FAF107 F 107 FF 107	4 4 4 4
16	8161	88.49	0.88		
17	7746	83.99	0.93		
20	6873	74.52	1.05		
22	6237	67.62	1.16		
25	5360	58.12	1.35		
29	4679	50.73	1.54		
34	3969	43.03	1.82		
39	3469	37.61	2.1		
46	2933	31.80	2.5		
43	3116	33.78	2.3		
53	3530	27.43	2.8		
58	2334	25.31	3.1		
67	2007	21.76	3.6		
32	4145	44.94	0.98	FA 97 FAF97 F 97 FF 97	4 4 4 4
37	3621	39.26	1.12		
44	3028	32.83	1.33		
43	3160	34.26	1.28		
48	2831	30.70	1.43		
53	2557	27.72	1.58		
58	2322	25.18	1.74		
65	2060	22.34	1.96		
72	1869	20.27	2.2		
84	1607	17.42	2.5		
96	1403	15.21	2.9		
113	1190	12.90	3.4		
129	1040	11.28	3.9		

输出转速 Output speed r/min	输出扭矩 Output torque Nm	传动比 Ratio i	使用系数 Service factor f_B	机型号 Type Type	极数 Pole p
15KW					
55	2444	26.50	1.15	FA 87 FAF87 F 87 FF 87	4 4 4 4
62	2184	23.68	1.29		
68	1966	21.32	1.43		
76	1781	19.31	1.58		
85	1579	17.12	1.79		
94	1428	15.48	1.98		
111	1210	13.12	2.3		
127	1057	11.46	2.7		
152	884	9.58	3.1		
173	780	8.46	1.84		
195	692	7.50	2.1		
215	625	6.78	2.3		
254	530	5.75	2.8		
291	463	5.02	3.1		
348	387	4.20	3.5		
18.5KW					
7.3	21607	202	0.78	FA 157RF97 FAF157RF97 F 157RF97 FF 157RF97	4 4 4 4
7.5	20965	196	0.81		
8.3	20016	177.17	0.85	FA 157 FAF157 F 157 FF 157	4 4 4 4
8.9	18565	164.33	0.91		
10	16020	141.80	1.06		
12	14138	125.14	1.20		
14	12257	108.49	1.38		
15	10906	96.53	1.55		
17	9818	86.90	1.72		
18	8978	79.47	1.88		
21	7812	69.15	2.2		
24	6894	61.02	2.5		
28	5978	52.91	2.8		
13	13105	116.00	0.86	FA 127 FAF127 F 127 FF 127	4 4 4 4
15	11267	99.73	1.00		
17	9942	88.00	1.13		
19	8586	76.00	1.31		
21	7978	70.62	1.41		
23	7277	64.41	1.55		
26	6297	55.74	1.79		
30	5557	49.19	2.0		
20	8419	74.52	0.86	FA 107 FAF107 F 107 FF 107	4 4 4 4
22	7639	67.62	0.94		
25	6566	58.12	1.10		
29	5731	50.73	1.26		
34	4861	43.03	1.49		
39	4249	37.61	1.70		
46	3593	31.80	2.0		
44	3817	33.78	1.89		
53	3099	27.43	2.3		
58	2859	25.31	2.5		
68	2458	21.76	2.9		
37	4435	39.26	0.91	FA 97 FAF97 F 97 FF 97	4 4 4 4
45	3709	32.83	1.09		
53	3132	27.72	1.29		
58	2845	25.18	1.42		
66	2524	22.34	1.60		
73	2290	20.27	1.77		
84	1274	17.42	3.17		
97	1718	15.21	2.35		
114	1457	12.90	2.77		
130	1274	11.28	3.17		

F SERIES

F SERIES

18.5KW

输出转速 Output speed r/min	输出扭矩 Output torque Nm	传动比 Ratio i	使用系数 Service factor f_B	机型号 Type Type	极数 Pole p
69	2409	21.32	1.17	FA 87 FAF87 F 87 FF 87	4 4 4 4
76	2182	19.31	1.29		
86	1934	17.12	1.46		
95	1749	15.48	1.61		
112	1482	13.12	1.90		
128	1295	11.46	2.2		
153	1082	9.58	2.5		
174	956	8.46	1.50		
196	847	7.50	1.70		
217	766	6.78	1.88		
256	650	5.75	2.2		
293	567	5.02	2.5		
350	474	4.20	2.9		

22KW

输出转速 Output speed r/min	输出扭矩 Output torque Nm	传动比 Ratio i	使用系数 Service factor f_B	机型号 Type Type	极数 Pole p
10	19654	96.53	0.86	FA 157 FAF157 F 157 FF 157	6 6 6 6
11	17693	86.90	0.96		
12	16180	79.47	1.05		
14	14079	69.15	1.20		
10	19051	141.80	0.89	FA 157 FAF157 F 157 FF 157	4 4 4 4
12	16813	125.14	1.01		
14	14576	108.49	1.16		
15	12969	96.53	1.30		
17	11675	86.90	1.45		
18	10677	79.47	1.58		
21	9290	69.15	1.82		
24	8198	61.02	2.1		
28	7108	52.91	2.4		
31	6324	47.07	2.7		
36	5451	40.57	3.1		
45	4430	32.97	3.8		
15	13399	99.73	0.84	FA 127 FAF127 F 127 FF 127	4 4 4 4
17	11823	88.00	0.95		
19	10211	76.00	1.10		
21	9488	70.62	1.19		
23	8653	64.41	1.30		
26	7489	55.74	1.51		
30	6609	49.19	1.71		
35	5707	42.48	198		
25	7808	58.12	0.92	FA 107 FAF107 F 107 FF 107	4 4 4 4
29	6816	50.73	1.06		
34	5781	43.03	1.25		
39	5053	37.61	1.43		
46	4272	31.08	1.69		
44	4540	33.78	1.59		
54	3685	27.43	1.96		
58	3400	25.31	2.1		
68	2923	21.76	2.5		
77	2580	19.20	2.8		
53	3724	27.72	1.09	FA 97 FAF97 F 97 FF 97	4 4 4 4
58	3383	25.18	1.19		
66	3001	22.34	1.35		
73	2723	20.27	1.48		
84	2340	17.42	1.73		
97	2043	15.21	2.0		
114	1733	12.90	2.3		
130	1515	11.28	2.7		
69	2864	21.32	0.98	FA 87 FAF 87 F 87 FF 87	4 4 4 4
76	2594	19.31	1.09		
85	2300	17.12	1.23		
95	2080	15.48	1.36		

22KW

输出转速 Output speed r/min	输出扭矩 Output torque Nm	传动比 Ratio i	使用系数 Service factor f_B	机型号 Type Type	极数 Pole p
112	1763	13.12	1.60	FA 87 FAF87 F 87 FF 87	4 4 4 4
128	1540	11.46	1.83		
153	1287	9.58	2.1		
174	1137	8.46	1.27		
196	1008	7.50	1.43		
217	911	6.78	1.58		
256	773	5.75	1.86		
293	674	5.02	2.1		
350	564	4.20	2.4		

30KW

输出转速 Output speed r/min	输出扭矩 Output torque Nm	传动比 Ratio i	使用系数 Service factor f_B	机型号 Type Type	极数 Pole p
14	19876	108.49	0.85	FA 157 FAF157 F 157 FF 157	4 4 4 4
15	17685	96.53	0.96		
17	15920	86.90	1.06		
18	14559	79.47	1.16		
21	12669	69.15	1.34		
24	11179	61.02	1.51		
28	9693	52.91	1.75		
31	8623	47.07	2.0		
36	7433	40.57	2.3		
19	13924	76.00	0.81	FA 127 FAF127 F 127 FF 127	4 4 4 4
21	12938	70.62	0.87		
23	11800	64.41	0.96		
26	10212	55.74	1.10		
30	9012	49.19	1.25		
35	7783	42.48	1.45		
39	6883	37.57	1.64		
47	5786	31.58	1.95		
58	4672	25.50	2.4		
54	4961	26.92	1.6		
59	4536	24.97	1.8		
68	3948	21.55	2.9		
77	3483	19.01	3.2		
34	7883	43.03	0.92	FA 107 FAF107 F 107 FF 107	4 4 4 4
39	6890	37.61	1.05		
46	5826	31.80	1.24		
54	5025	27.43	1.44		
58	4637	25.31	1.56		
68	3987	21.76	1.81		
77	3518	19.20	2.1		
89	3038	16.58	2.4		
100	2688	14.67	2.7		
119	2259	12.33	2.9		
148	1825	9.96	3.3		
66	4093	22.34	0.99	FA 97 FAF97 F 97 FF 97	4 4 4 4
73	3714	20.27	1.09		
84	3191	17.42	1.27		
97	2787	15.21	1.45		
114	2363	12.90	1.71		
130	2067	11.28	1.86		
159	1698	9.27	1.31		
175	1541	8.41	1.44		
203	1325	7.23	1.67		
233	1156	6.31	1.83		
275	980	5.35	2.1		
314	857	4.68	2.2		

37KW

输出转速 Output speed r/min	输出扭矩 Output torque Nm	传动比 Ratio i	使用系数 Service factor f_B	机型号 Type Type	极数 Pole p
17	19503	86.90	0.87	FA 157 FAF157 F 157 FF 157	4 4 4 4
19	17835	79.47	0.95		
21	15519	69.15	1.09		
24	13694	61.02	1.24		
28	11874	52.91	1.42		
31	10564	47.07	1.60		
36	9105	40.57	1.86		
45	7399	32.97	2.3		
53	6275	27.96	2.7		
27	12509	55.74	0.90	FA 127 FAF127 F 127 FF 127	4 4 4 4
15	22261	49.19	0.51		
35	9534	42.48	1.18		
39	8432	37.57	1.34		
47	7087	31.58	1.59		
58	5723	25.50	1.97		
55	6077	26.92	1.31		
60	5557	24.97	1.44		
69	4836	21.55	2.3		
78	4266	19.01	2.4		
90	3699	16.48	2.8		
101	3292	14.67	3.1		
117	2837	12.64	3.3		
144	2305	10.27	3.9		
169	1966	8.76	3.3		
190	1748	7.79	3.2		
54	6156	27.43	1.20	FA 107 FAF107 F 107 FF 107	4 4 4 4
58	5680	25.31	1.30		
68	4883	21.76	1.51		
77	4309	19.20	1.7		
89	3721	16.58	2.0		
101	3292	14.67	2.2		
120	2767	12.33	2.4		
149	2235	9.96	2.7		
153	2166	9.65	2.1		
177	1872	8.34	2.4		
201	1654	7.37	2.6		
239	1391	6.20	3.1		

45KW

输出转速 Output speed r/min	输出扭矩 Output torque Nm	传动比 Ratio i	使用系数 Service factor f_B	机型号 Type Type	极数 Pole p
21	18874	69.15	0.90	FA 157 FAF157 F 157 FF 157	4 4 4 4
24	16655	61.02	1.02		
28	14442	52.91	1.17		
31	12848	47.07	1.32		
36	11074	40.57	1.53		
45	8999	32.97	1.88		
53	7632	27.96	2.2		
30	13426	49.19	0.84	FA 127 FAF127 F 127 FF 127	4 4 4 4
35	11595	42.48	0.97		
39	10255	37.57	1.10		
47	8620	31.58	1.31		
58	6960	25.50	1.62		
55	7391	26.92	1.08		
60	6758	24.97	1.18		
69	5882	21.55	1.92		
78	5189	19.01	2.0		
90	4498	16.48	2.3		
101	4004	14.67	2.6		
117	3450	12.64	2.7		
144	2803	10.27	3.2		
169	2391	8.76	2.8		
190	2126	7.79	2.7		
220	1834	6.72	3.6		
271	1490	5.46	3.8		

45KW

输出转速 Output speed r/min	输出扭矩 Output torque Nm	传动比 Ratio i	使用系数 Service factor f_B	机型号 Type Type	极数 Pole p
54	7525	27.57	0.98	FA 107 FAF107 F 107 FF 107	4 4 4 4
59	6862	25.14	1.07		
68	5939	21.76	1.24		
77	5241	19.2	1.41		
89	4525	16.58	1.63		
101	4004	14.67	1.80		
120	3365	12.33	2.0		
149	2719	9.96	2.2		
153	2634	9.65	1.8		
177	2276	8.34	2.0		
201	2012	7.37	2.1		
239	1692	6.20	2.6		

55KW

输出转速 Output speed r/min	输出扭矩 Output torque Nm	传动比 Ratio i	使用系数 Service factor f_B	机型号 Type Type	极数 Pole p
24	20357	61.02	0.83	FA 157 FAF157 F 157 FF 157	4 4 4 4
28	17651	52.91	0.96		
31	15703	47.07	1.08		
36	13534	40.57	1.25		
45	10999	32.97	1.54		
53	9328	27.96	1.81		
58	8484	25.43	1.66		
67	7393	22.16	2.3		
75	6595	19.77	2.4		
88	5621	16.85	3.0		
39	12534	37.57	0.90	FA 127 FAF127 F 127 FF 127	4 4 4 4
47	10535	31.58	1.07		
58	8507	25.5	1.33		
69	7189	21.55	1.57		
78	6342	19.01	1.63		
90	5498	16.48	1.88		
101	4894	14.67	2.1		
117	4217	12.64	2.2		
144	3426	10.27	2.6		
169	2922	8.76	2.3		
190	2599	7.79	2.2		
220	2242	6.72	2.9		
271	1821	5.46	3.1		
320	1545	4.63	3.7		

75KW

输出转速 Output speed r/min	输出扭矩 Output torque Nm	传动比 Ratio i	使用系数 Service factor f_B	机型号 Type Type	极数 Pole p
31	21413	47.07	0.79	FA 157 FAF157 F 157 FF 157	4 4 4 4
36	18456	40.57	0.92		
45	14999	32.97	1.13		
53	12719	27.96	1.33		
58	11569	25.43	1.22		
67	10081	22.16	1.68		
75	8994	19.77	1.78		
88	7665	16.58	2.2		
106	6351	13.96	2.5		
124	5423	11.92	2.8		
58	11600	25.05	0.97	FA 127 FAF127 F 127 FF 127	4 4 4 4
69	9803	21.55	1.2		
78	8648	19.01	1.2		
90	7497	16.48	1.4		
101	6674	14.67	1.5		
117	5750	12.64	1.6		
144	4672	10.27	1.9		
169	3985	8.76	1.7		
190	3544	7.79	1.6		
220	3057	6.72	2.2		
271	2484	5.46	2.3		
320	2106	4.63	2.7		

输出转速 Output speed r/min	输出扭矩 Output torque Nm	传动比 Ratio i	使用系数 Service factor f_B	机型号 Type Type	极数 Pole p	输出转速 Output speed r/min	输出扭矩 Output torque Nm	传动比 Ratio i	使用系数 Service factor f_B	机型号 Type Type	极数 Pole p
90KW											
45	17998	32.97	0.94								
53	15263	27.96	1.11								
58	13882	25.43	1.02	FA 157	4						
67	12097	22.16	1.40	FAF 157	4						
75	10792	19.77	1.48	F 157	4						
88	9198	16.85	1.84	FF 157	4						
106	7621	13.96	2.1								
124	6507	11.92	2.3								
58	13920	25.50	0.81								
69	11764	21.55	0.96								
78	10378	19.01	1.00								
90	8953	16.48	1.15								
101	8008	14.67	1.29	FA 127	4						
117	6900	12.64	1.36	FAF 127	4						
144	5606	10.27	1.59	F 127	4						
169	4782	8.76	1.38	FF 127	4						
190	4253	7.79	1.33								
220	3668	6.72	1.79								
271	2981	5.46	1.89								
320	2528	4.63	2.2								
110KW											
53	18530	27.96	0.91								
67	14686	22.16	1.15	FA 157	4						
75	13102	19.77	1.22	FAF 157	4						
88	11167	16.85	1.52	F 157	4						
107	9252	13.96	1.73	FF 157	4						
125	7900	11.92	1.90								
132KW											
67	17623	22.16	0.96	FA 157	4						
75	15723	19.77	1.02	FAF 157	4						
88	13400	16.85	1.26	F 157	4						
107	11102	13.96	1.44	FF 157	4						
125	9480	11.92	1.59								
160KW											
88	16243	16.85	1.04	FA 157	4						
107	13457	13.96	1.19	FAF 157	4						
125	11491	11.92	1.31	F 157	4						
				FF 157	4						
200KW											
88	20304	16.85	0.83	FA 157	4						
107	16821	13.96	0.95	FAF 157	4						
125	14363	11.92	1.05	F 157	4						
				FF 157	4						

Mamax Permissible torque Nm	输出转速 Output speed r/min	传动比 Ratio i	机型号 Type Type	功率 Power kW/4P
200	5.3	262	FA 37RF17 FAF37RF17 F 37RF17 FF 37RF17	0.18
	6.1	229		
	7.0	200		
	8.2	170		
	9.1	153		0.25
	10	133		
	11	129		
400	2.5	563	FA 47RF17 FAF47RF17 F 47RF17 FF 47RF17	0.18
	2.9	477		
	3.1	445		
	3.6	389		
	4.0	346		
	4.6	304		0.25
	4.7	293		
	6.0	230		
	6.4	216		0.37
	7.4	188		
	7.9	176		
	9.4	148		0.55
	11	130		
600	1.6	856	FA 57RF37 FAF57RF37 F 57RF37 FF 57RF37	0.18
	1.9	749		
	2.1	658		
	2.5	549		0.25
	2.9	483		
	3.3	426		0.25
	3.6	382		
	4.2	330		0.37
	4.7	298		
	5.3	262		
	6.2	226		0.55
	7.0	200		
	8.4	166		0.75
	9.1	152		
	10	134		
820	1.2	1126	FA 67RF37 FAF67RF37 F 67RF37 FF 67RF37	0.18
	1.4	984		
	1.6	864		
	1.9	722		0.25
	2.2	633		
	2.6	527		
	2.8	500		0.37
	3.1	454		
	3.5	392		
	4.2	333		0.55
	4.7	297		
	5.3	261		
	5.8	238		
	7.0	200		0.75
1500	0.7	2024	FA 77RF37 FAF77RF37 F 77RF37 FF 77RF37	0.18
	0.81	1728		
	0.91	1543		
	1.03	1354		
	1.2	1196		0.25
	1.3	1050		
	1.5	907		0.37
	1.7	810		
	2.0	710		

Mamax Permissible torque Nm	输出转速 Output speed r/min	传动比 Ratio i	机型号 Type Type	功率 Power kW/4P
1500	2.3	600	FA 77RF37 FAF77RF37 F 77RF37 FF 77RF37	0.55
	2.6	525		
	3.0	469		
	3.4	412		0.75
	3.9	357		
	4.4	314		
3000	0.33	4245	FA 87RF57 FAF87RF57 F 87RF57 FF 87RF57	0.18
	0.37	3721		
	0.43	3244		0.18
	0.48	2881		
	0.54	2575		0.25
	0.63	2199		
	0.72	1930		
	0.81	1709		0.37
	0.93	1493		
	1.1	1300		0.55
	1.2	1148		
	1.4	1010		
	1.6	887		
	1.8	780		0.75
	2.1	674		
	2.3	609		1.1
	2.7	515		
	3.1	452		
	4.0	345		1.5
4300	0.21	6532	FA 97RF57 FAF97RF57 F 97RF57 FF 97RF57	0.18
	0.24	5696		
	0.28	5032		
	0.32	4375		
	0.35	3946		0.25
	0.41	3401		
	0.47	2949		
	0.54	2590		0.37
	0.64	2267		
	0.70	1989		
	0.80	1739		0.55
	0.90	1542		
	1.0	1340		
	1.2	1182		0.75
	1.3	1032		
	1.5	907		1.1
	1.8	796		
	2.0	700		
	2.3	611		1.5
	2.6	534		
	3.0	472		
	3.5	410		2.2
	3.9	367		
	4.9	288		3
	5.7	247		
7840	0.12	11347	FA 107RF77 FAF107RF77 F 107RF77 FF 107RF77	0.18
	0.14	10039		
	0.16	8548		
	0.18	7675		
	0.21	6615		0.25
	0.24	5820		
	0.27	5223		

◎表上所配动率均有超载，按实际条件确定的转矩不得大于减速机额定转矩。

◎The power are all overload in the table.The decided torque according to operating condition should not more than gear units’ nominal torque.

Mamax Permissible torque Nm	输出转速 Output speed r/min	传动比 Ratio i	机型号 Type Type	功率 Power kW/4P
7840	0.30	4567	FA 107RF77 FAF107RF77 F 107RF77 FF 107RF77	0.37
	0.40	3442		
	0.46	3037		0.55
	0.50	2756		
	0.59	2369		
	0.67	2068		0.75
	0.76	1826		
	0.88	1597		1.1
	1.0	1401		
	1.1	1243		
	1.3	1087		1.5
	1.5	950		
	1.7	834		2.2
	1.9	736		
	2.3	627		
	2.5	560		3
	2.9	489		
	3.3	427		
	4.0	362		4
	4.3	333		
12000	0.08	16787	FA 127RF77 FAF127RF77 F 127RF77 FF 127RF77	0.18
	0.09	14838		
	0.11	13014		
	0.12	11748		
	0.14	10271		0.25
	0.16	8901		
	0.18	7703		0.37
	0.21	6768		
	0.23	5975		
	0.27	5076		0.55
	0.31	4466		
	0.36	3868		
	0.41	3403		0.75
	0.47	2987		
	0.52	2693		
	0.59	2376		1.1
	0.68	2054		
	0.78	1798		
	0.86	1619		1.5
	1.0	1401		
	1.2	1230		2.2
	1.3	1085		
	1.5	937		
	1.7	827		3
	1.9	733		
	2.2	640		
	2.7	542		4
	2.9	489		
	3.4	423		5.5
	3.9	371		
	3.0	483	FA 127RF87 FAF127RF87 F 127RF87 FF 127RF87	5.5
	3.5	417		
	3.9	373		
	4.7	312		7.5
	5.0	293		
	7.3	200		11

Mamax Permissible torque Nm	输出转速 Output speed r/min	传动比 Ratio i	机型号 Type Type	功率 Power kW/4P
18000	0.04	31434	FA 157RF97 FAF157RF97 F 157RF97 FF 157RF97	0.55
	0.05	26173		
	0.06	23464		
	0.07	20212		
	0.08	17984		
	0.08	16358		
	0.10	13751		
	0.11	12235		
	0.14	10033		1.1
	0.16	9021		
	0.17	8026		
	0.20	7065		0.55
	0.22	6286		
	0.26	5404		0.75
	0.29	4831		1.1
	0.34	4124		
	0.39	3602		2.2
	0.44	3205		
	0.50	2776		1.1
	1.00	1420		2.2
	0.57	2427		1.5
	0.64	2185		
	0.73	1944		2.2
	0.85	1674		
	1.1	1308		3
	1.2	1169		
	1.5	953		4
	1.7	845		
	1.9	764		
	2.1	680		5.5
	2.5	576		
	2.9	503		7.5
	3.3	446		
	4.9	301		11
	5.4	272		
	6.3	231		15
	7.2	202		
	4.9	196		18.5

◎表上所配动率均有超载，按实际条件确定的转矩不得大于减速机额定转矩。

◎The power are all overload in the table.The decided torque according to operating condition should not more than gear units’ nominal torque.

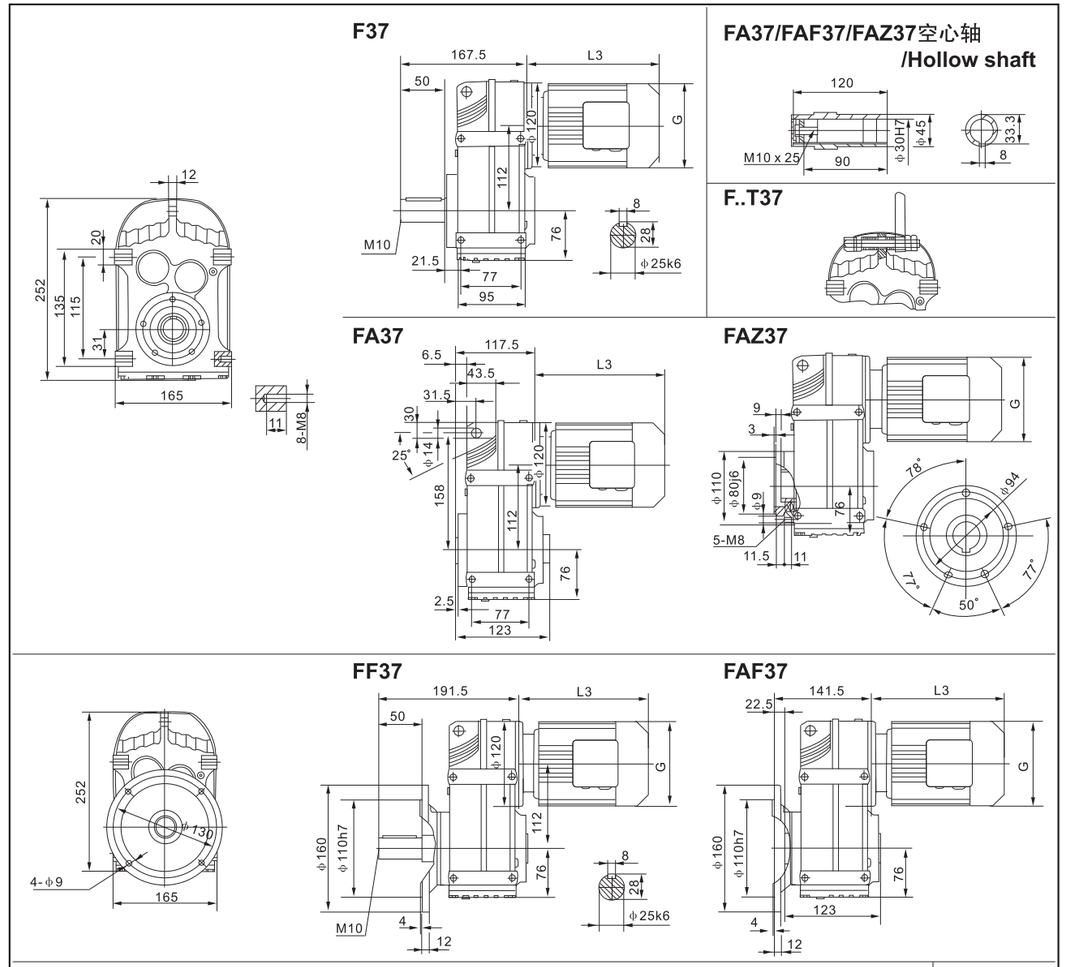

电机需方配时或配特殊电机时需加联接法兰
When equipping the user’s motor or the special one,the flange is required to connected.

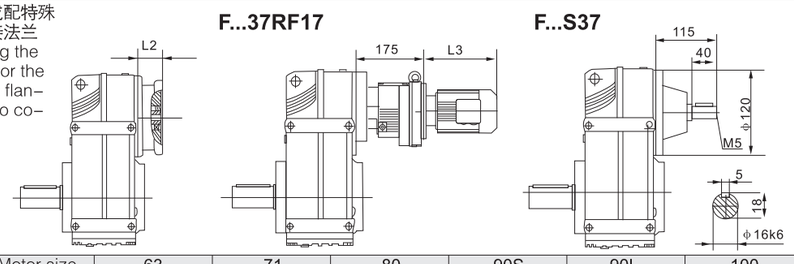

注：其余尺寸见相应的结构形式
Note:For other values please refer to the oppsited structure

Y2电机机座号Motor size	63	71	80	90S	90L	100
功率/4PPower/(kW)	0.18	0.25 | 0.37	0.55 | 0.75	1.1	1.5	2.2 | 3
L3	235	250	293	308	333	347
G	130	145	175	195	195	215
L2	85	85	127	127	127	132

◎注：1.以上壳体为通用件，安装尺寸均可互相参照2.“FA..”表示F、FA、FF、FAF、FAZ3.带锁紧盘式，详见156-157页

◎Note:1.The above housings are common parts.The mounting dimensions may consult each other.2.“F..”mean TF、TFA、TFF、TFAF、TFAZ. 3.Hollow shaft output with shrink disk,see P156-157 for detail.

F SERIES

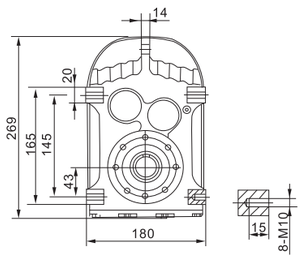

F47

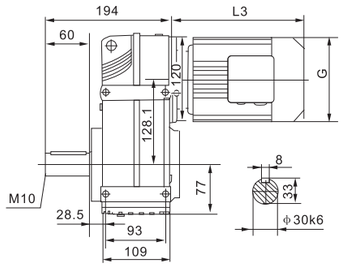

FA47/FAF47/FAZ47空心轴 /Hollow shaft

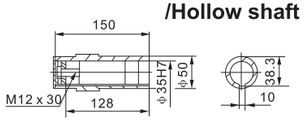

FT47

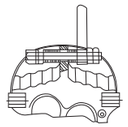

FA47

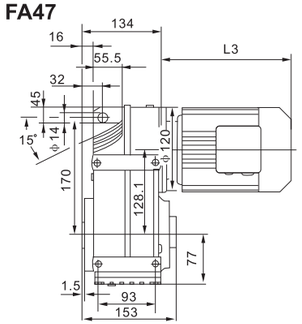

FAZ47

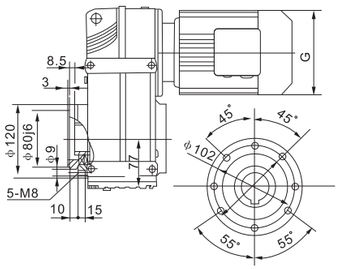

FF47

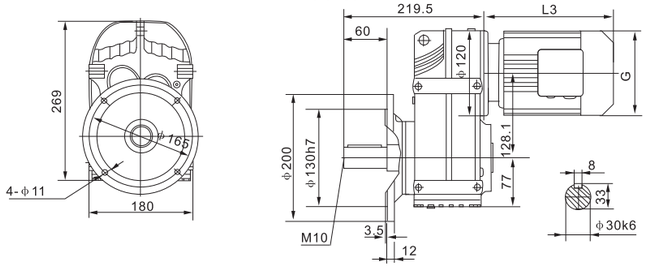

FAF47

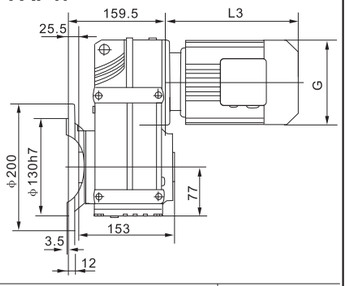

电机需方配时或配特殊电机时需加联接法兰
When equipping the user's motor or the special one,the flange is required to connected.

F...47RF17

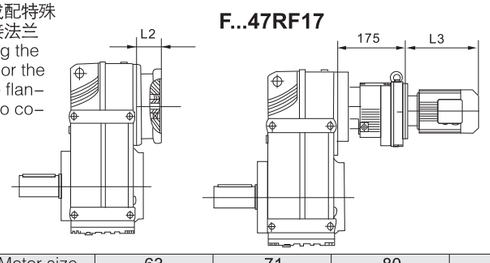

F...S47

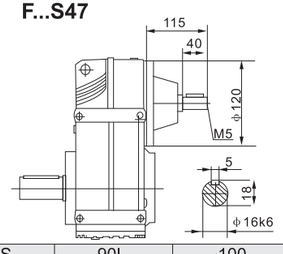

注：其余尺寸见相应的结构形式
Note:For other values please refer to the oppsited structure

Y2电机机座号Motor size	63	71	80	90S	90L	100
功率/4PPower/(kW)	0.18	0.25 0.37	0.55 0.75	1.1	1.5	2.2 3
L3	235	250	293	308	333	347
G	130	145	175	195	195	215
L2	85	85	127	127	127	132

◎注：1.以上壳体为通用件，安装尺寸均可互相参照2.“F..”表示F、FA、FF、FAF、FAZ3.带锁紧盘式，详见156-157页
◎Note:1.The above housings are common parts.The mounting dimensions may consult each other.2.“F..”mean F、FA、FF、FAF、FAZ. 3.Hollow shaft output with shrink disk,see P156-157 for detail.

F SERIES

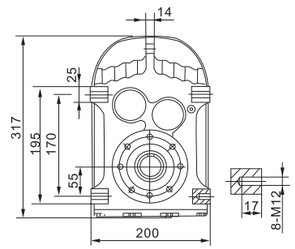

F57

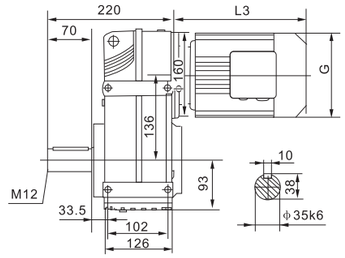

FA57/FAF57/FAZ57空心轴 /Hollow shaft

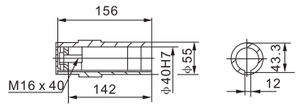

F..T57

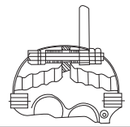

FA57

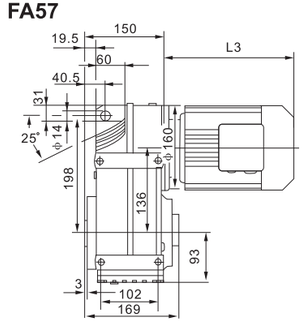

FAZ57

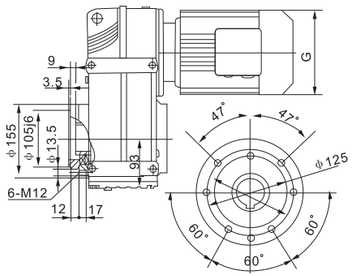

Ff57

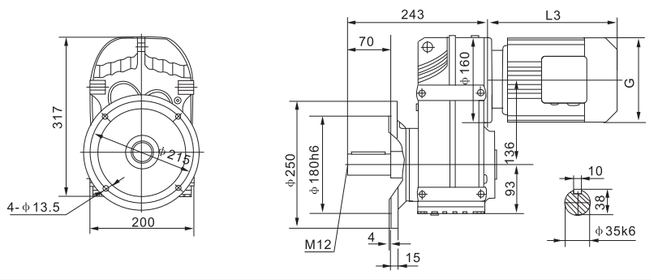

FAF57

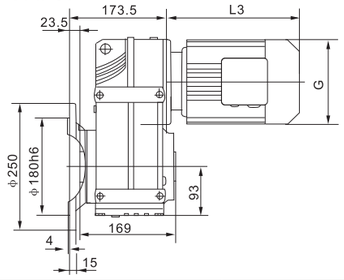

电机需方配时或配特殊电机时需加联接法兰
When equipping the user's motor or the special one,the flange is required to connected.

F...57RF37

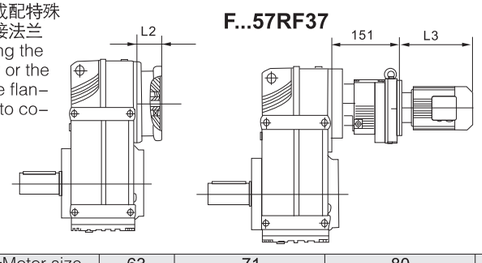

F...S57

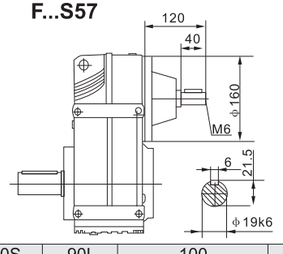

注：其余尺寸见相应的结构形式
Note:For other values please refer to the oppsited structure

Y2电机机座号Motor size	63	71	80	90S	90L	100	112M	132S
功率/4PPower/(kW)	0.18	0.25 0.37	0.55 0.75	1.1	1.5	2.2 3	4	5.5
L3	223	244	293	304	329	357	383	428
G	130	145	175	195	195	215	240	275
L2	85	85	127	127	127	132	132	160

◎注：1.以上壳体为通用件，安装尺寸均可互相参照2.“F..”表示F、FA、FF、FAF、FAZ3.带锁紧盘式，详见156-157页
◎Note:1.The above housings are common parts.The mounting dimensions may consult each other.2.“F..”mean F、FA、FF、FAF、FAZ. 3.Hollow shaft output with shrink disk,see P156-157 for detail.

F SERIES

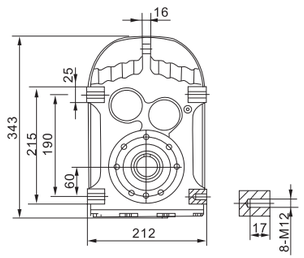

F67

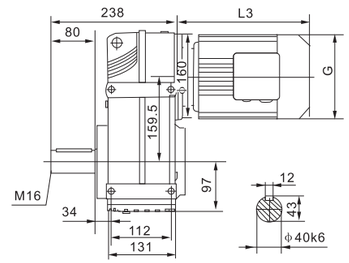

FA67/FAF67/FAZ67空心轴 /Hollow shaft

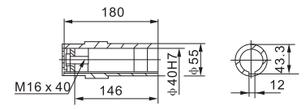

F..T67

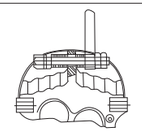

FA67

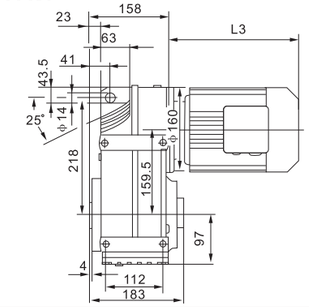

FAZ67

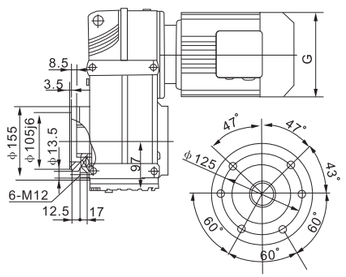

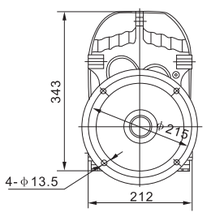

FF67

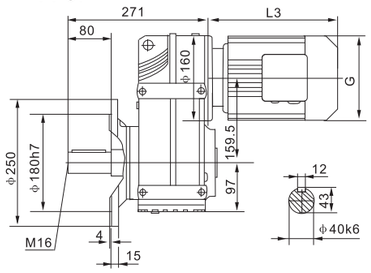

FAF67

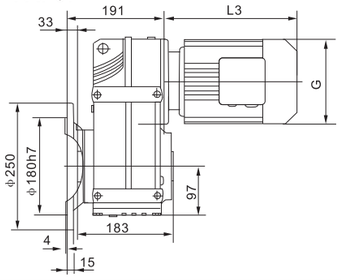

电机需方配时或配特殊电机时需加联接法兰
When equipping the user's motor or the special one,the flange is required to connected.

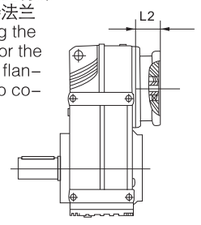

F...67RF37

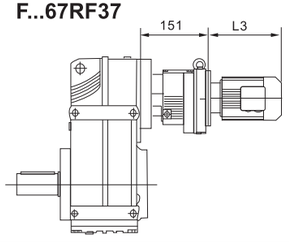

F...S67

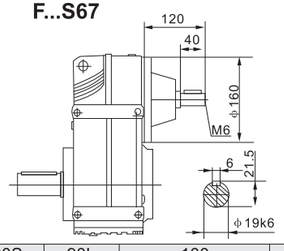

注：其余尺寸见相应的结构形式
Note:For other values please refer to the oppsited structure

Y2电机机座号Motor size	63	71		80		90S	90L	100		112M	132S
功率/4PPower/(kW)	0.18	0.25	0.37	0.55	0.75	1.1	1.5	2.2	3	4	5.5
L3	223	244		293		304	329	357		383	428
G	130	145		175		195	195	215		240	275
L2	85	85		127		127	127	132		132	160

◎注：1.以上壳体为通用件，安装尺寸均可互相参照2.“F..”表示F、FA、FF、FAF、FAZ3.带锁紧盘式，详见156-157页。
◎Note:1.The above housings are common parts.The mounting dimensions may consult each other.2.“F..” mean F、FA、FF、FAF、FAZ. 3.Hollow shaft output with shrink disk,see P156-157 for detail.

F SERIES

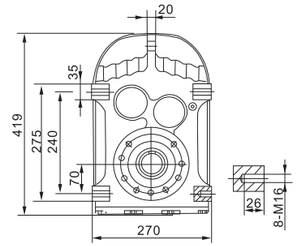

F77

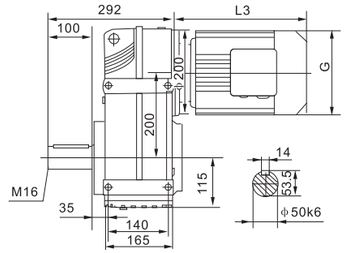

FA77/FAF77/FAZ77空心轴 /Hollow shaft

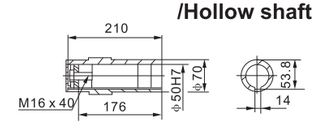

F..T77

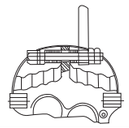

FA77

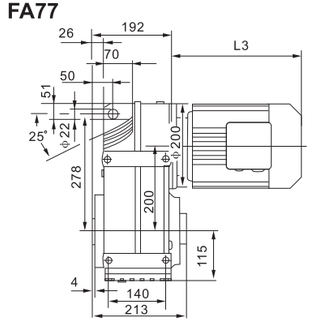

FAZ77

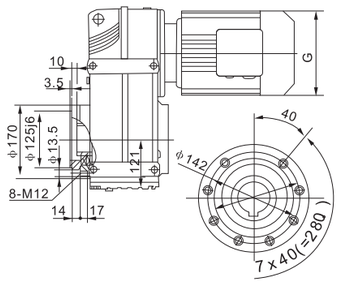

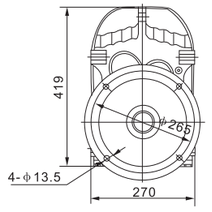

FF77

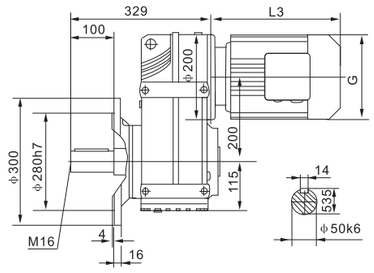

FAF77

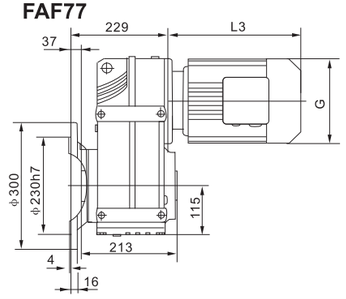

电机需方配时或配特殊电机时需加联接法兰
When equipping the user's motor or the special one,the flange is required to connected.

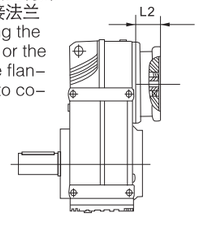

F...77RF37

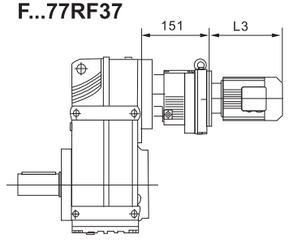

F...S77

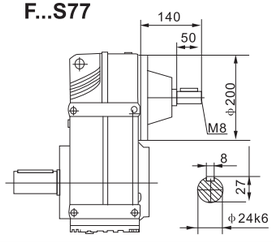

注：其余尺寸见相应的结构形式
Note:For other values please refer to the oppsited structure

Y2电机机座号Motor size	71	80		90S	90L	100		112M	132S	132M	160M
功率/4PPower/(kW)	0.37	0.55	0.75	1.1	1.5	2.2	3	4	5.5	7.5	11
L3	237	292		297	322	354		391	430	463	555
G	145	175		195	195	215		240	275	275	330
L2	85	127		127	127	132		132	180	180	190

◎注：1.以上壳体为通用件，安装尺寸均可互相参照2.“F..”表示F、FA、FF、FAF、FAZ3.带锁紧盘式，详见156-157页。
◎Note:1.The above housings are common parts.The mounting dimensions may consult each other.2.“F..” mean F、FA、FF、FAF、FAZ. 3.Hollow shaft output with shrink disk,see P156-157 for detail.

F SERIES

F87

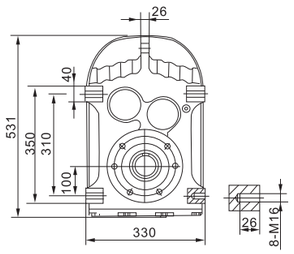

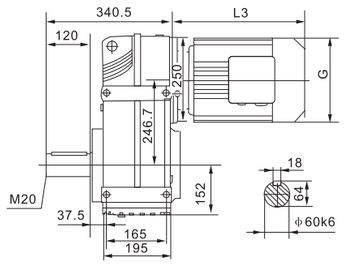

FA87/FAF87/FAZ87空心轴 /Hollow shaft

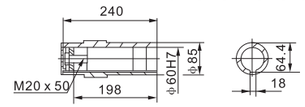

F..T87

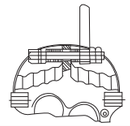

FA87

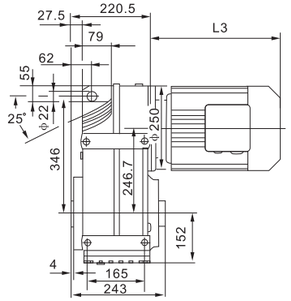

FAZ87

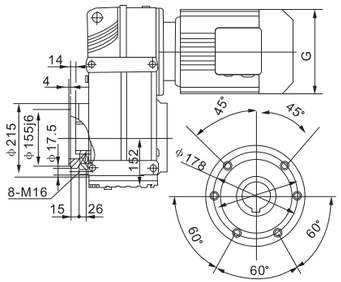

FF87

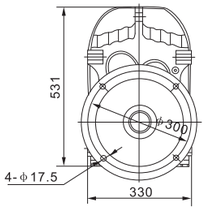

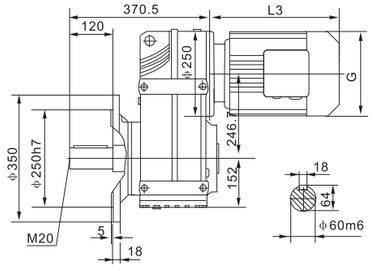

FAF87

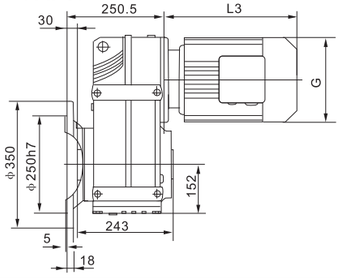

电机需方配时或配特殊电机时需加联接法兰
When equipping the user's motor or the special one,the flange is required to connected.

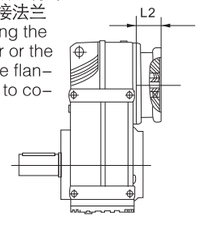

F...87RF57

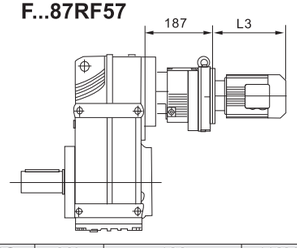

F...S87

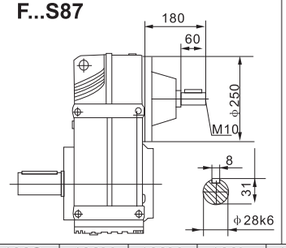

注：其余尺寸见相应的结构形式
Note:For other values please refer to the oppsited structure

Y2电机机座号Motor size	80	90S	90L	100		112M	132S	132M	160M	160L	180M	180L
功率/4PPower/(kW)	0.75	1.1	1.5	2.2	3	4	5.5	7.5	11	15	18.5	22
L3	261	284	309	351		371	417	450	538	583	612	652
G	175	195	195	215		240	275	275	330	330	380	380
L2	127	127	132	132		132	180	180	190	190	190	190

◎注：1.以上壳体为通用件，安装尺寸均可互相参照2.“F..”表示F、FA、FF、FAF、FAZ3.带锁紧盘式，详见156-157页。
◎Note:1.The above housings are common parts.The mounting dimensions may consult each other.2.“F..”mean F、FA、FF、FAF、FAZ. 3.Hollow shaft output with shrink disk,see P156-157 for detail.

F97

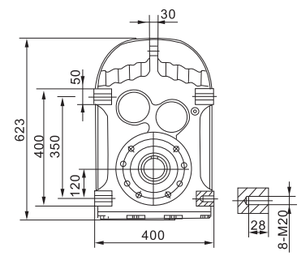

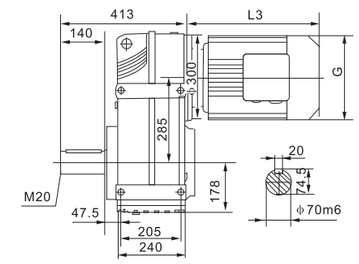

FA97/FAF97/FAZ97空心轴 /Hollow shaft

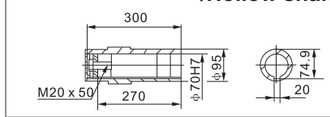

F..T97

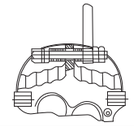

FA97

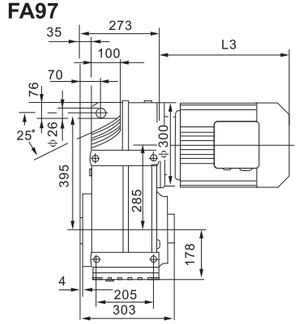

FAZ97

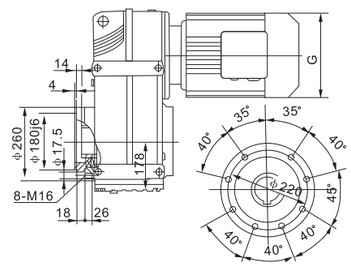

FF97

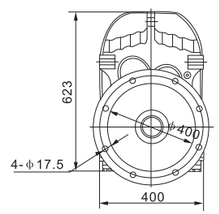

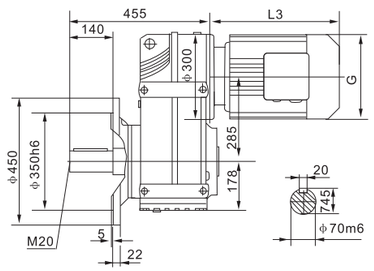

FAF97

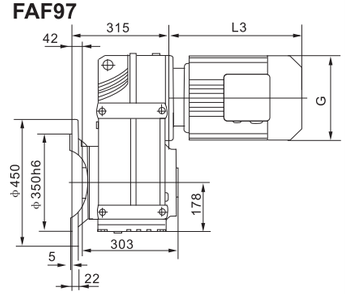

电机需方配时或配特殊电机时需加联接法兰
When equipping the user's motor or the special one,the flange is required to connected.

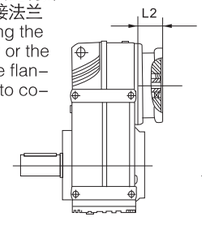

F...97RF57

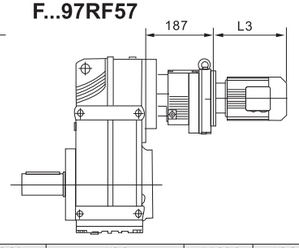

F...S97

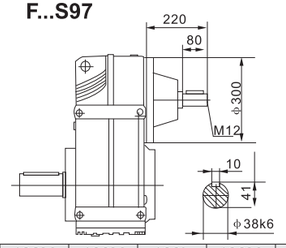

注：其余尺寸见相应的结构形式
Note:For other values please refer to the oppsited structure

Y2电机机座号Motor size	90S	90L	100		112M	132S	132M	160M	160L	180M	180L	200
功率/4PPower/(kW)	1.1	1.5	2.2	3	4	5.5	7.5	11	15	18.5	22	30
L3	276	301	322		342	411	444	529	574	593	633	670
G	195	195	215		240	275	275	330	330	380	380	420
L2	127	127	132		132	180	180	190	190	190	190	220

◎注：1.以上壳体为通用件，安装尺寸均可互相参照2.“F..”表示F、FA、FF、FAF、FAZ3.带锁紧盘式，详见156-157页。
◎Note:1.The above housings are common parts.The mounting dimensions may consult each other.2.“F..”mean F、FA、FF、FAF、FAZ. 3.Hollow shaft output with shrink disk,see P156-157 for detail.

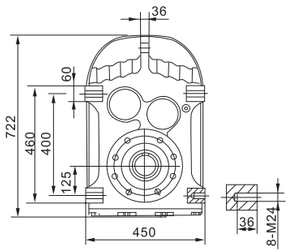

F107

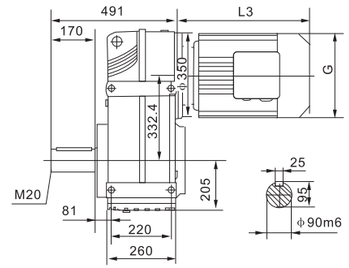

FA107/FAF107/FAZ107空心轴 /Hollow shaft

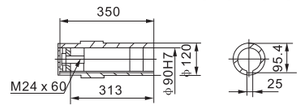

F..T107

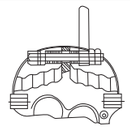

FA107

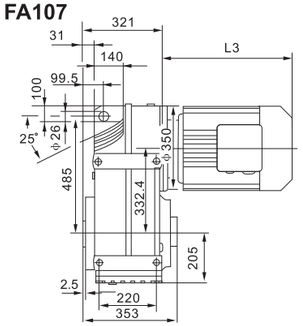

FAZ107

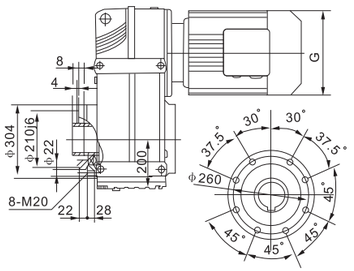

FF107

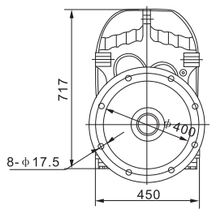

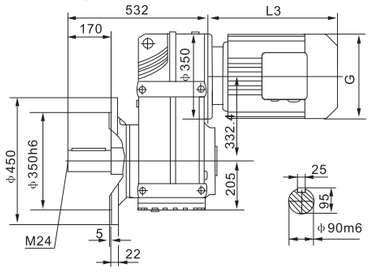

FAF107

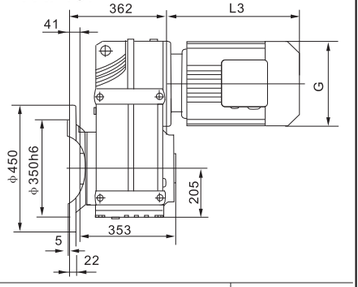

电机需方配时或配特殊电机时需加联接法兰
When equipping the user's motor or the special one,the flange is required to connected.

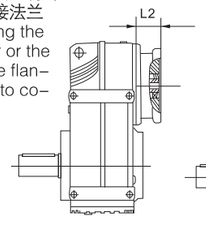

F...107RF77

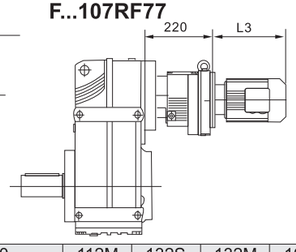

F...S107

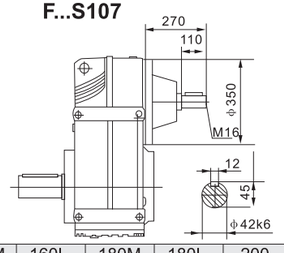

注：其余尺寸见相应的结构形式
Note:For other values please refer to the oppsited structure

Y2电机机座号Motor size	100		112M	132S	132M	160M	160L	180M	180L	200	225S	225M
功率/4PPower/(kW)	2.2	3	4	5.5	7.5	11	15	18.5	22	30	37	45
L3	325		342	397	430	518	563	593	633	670	684	709
G	215		240	275	275	330	330	380	380	420	470	470
L2	132		132	180	180	190	190	190	190	220	225	225

◎注：1.以上壳体为通用件，安装尺寸均可互相参照2.“F..”表示F、FA、FF、FAF、FAZ3.带锁紧盘式，详见156-157页。
◎Note:1.The above housings are common parts.The mounting dimensions may consult each other.2.“F..”mean F、FA、FF、FAF、FAZ. 3.Hollow shaft output with shrink disk,see P156-157 for detail.

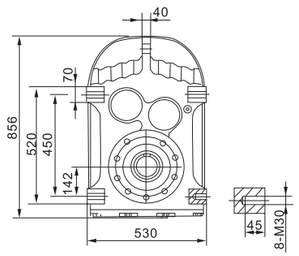

F127

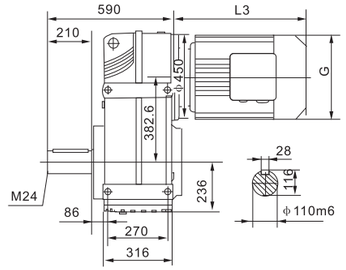

FA127/FAF127/FAZ127空心轴 /Hollow shaft

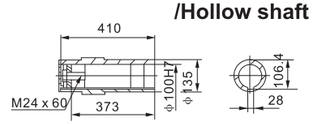

F..T127

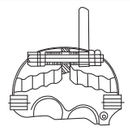

FA127

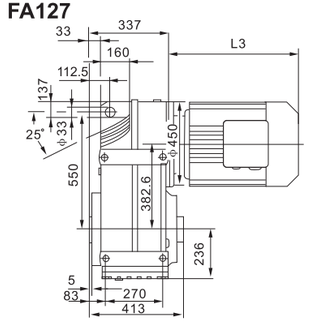

FAZ127

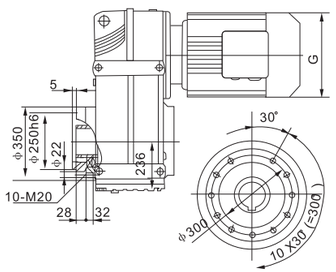

FF127

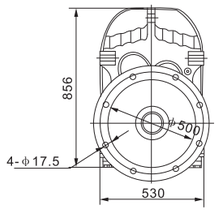

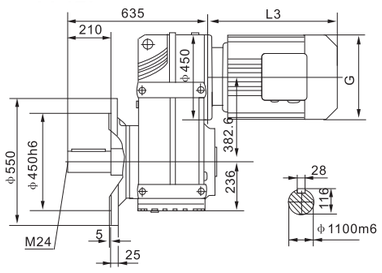

FAF127

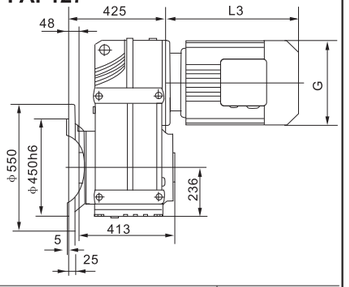

电机需方配时或配特殊电机时需加联接法兰
When equipping the user's motor or the special one,the flange is required to connected.

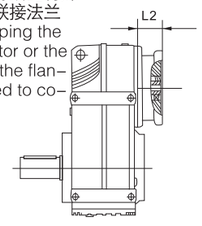

F...127RF77(RF87)

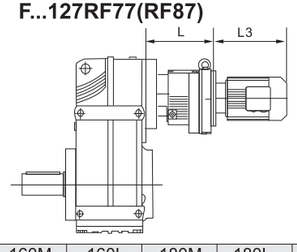

F...S127

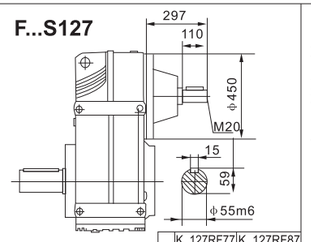

	K..127RF77	K..127RF87
L	220	272

注：其余尺寸见相应的结构形式
Note:For other values please refer to the oppsited structure

Y2电机机座号Motor size	132M	160M	160L	180M	180L	200	225S	225M	250	280S	280M
功率/4PPower/(kW)	7.5	11	15	18.5	22	30	37	45	55	75	90
L3	429	490	535	593	633	658	678	703	784	847	847
G	275	330	330	380	380	420	470	470	510	580	580
L2	180	190	190	190	190	220	225	225	280	280	280

◎注：1.以上壳体为通用件，安装尺寸均可互相参照2.“FA..”表示F、FA、FF、FAF、FAZ3.带锁紧盘式，详见156-157页。
◎Note:1.The above housings are common parts.The mounting dimensions may consult each other.2.“F..”mean F、FA、FF、FAF、FAZ. 3.Hollow shaft output with shrink disk,see P156-157 for detail.

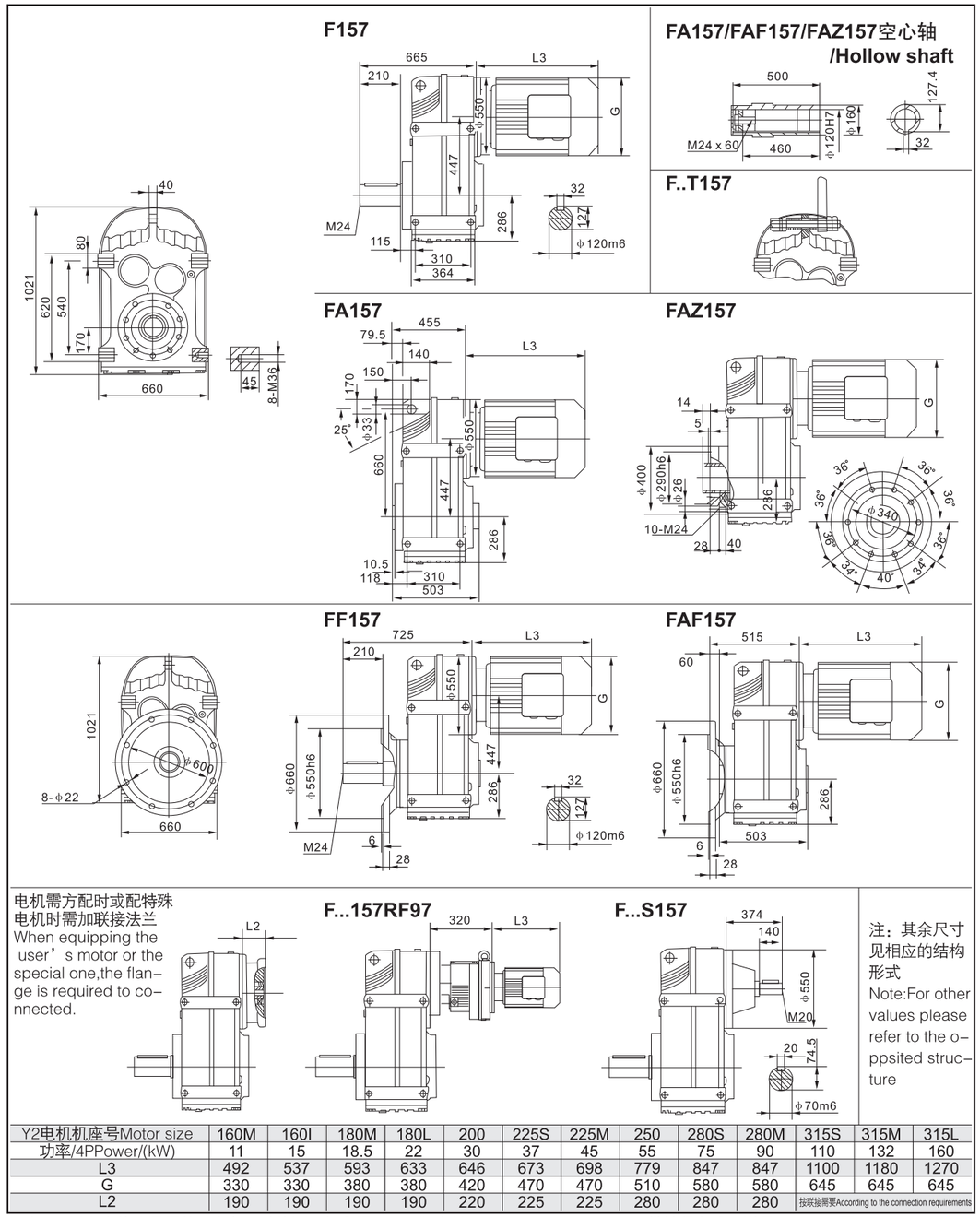

Y2电机机座号Motor size	160M	160l	180M	180L	200	225S	225M	250	280S	280M	315S	315M	315L
功率/4PPower/(kW)	11	15	18.5	22	30	37	45	55	75	90	110	132	160
L3	492	537	593	633	646	673	698	779	847	847	1100	1180	1270
G	330	330	380	380	420	470	470	510	580	580	645	645	645
L2	190	190	190	190	220	225	225	280	280	280	按联接需要According to the connection requirements		

◎注：1.以上壳体为通用件，安装尺寸均可互相参照2.“F..”表示F、FA、FF、FAF、FAZ3.带锁紧盘式，详见156-157页。
◎Note:1.The above housings are common parts.The mounting dimensions may consult each other.2.“F..”mean F、FA、FF、FAF、FAZ. 3.Hollow shaft output with shrink disk,see P156-157 for detail.

K SERIES

Helical Bevel Gear Reductor

K系列弧齿锥齿轮硬齿减速机

- 输出转速：0.1~270r/min — OUTPUT SPEED:0.1~270r/min
- 输出转矩：最大50000Nm — OUTPUT TOROUE:UP TO50000Nm
- 电机功率：0.18~200kw — MOTOR POWER:0.18~200KW
- 安装形式：底脚安装/法兰安装/轴装安装 — MOUNTED FORM: Foot-mounted and flangemounted mounting.axis mounting



※K系列减速机有以下设计方案
K series gear units are available in the following designs:

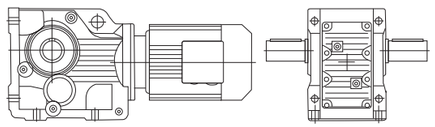

K..Y..
底脚轴伸式安装螺旋锥齿轮减速机
Foot-mounted helical-bevel gear units with solid shaft

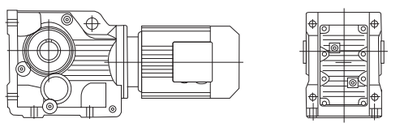

KAB...Y..
底脚空心轴安装螺旋锥齿轮减速机
Foot-mounted helical-bevel gear units with hollow shaft

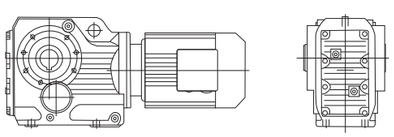

KA...Y..
空心轴安装螺旋锥齿轮减速机
Helical-bevel gear units with hollow shaft

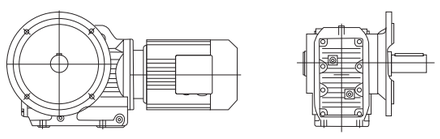

KF...Y..
法兰轴伸式安装螺旋锥齿轮减速机
Flange-mounted helical-bevel gear units with solid shaft

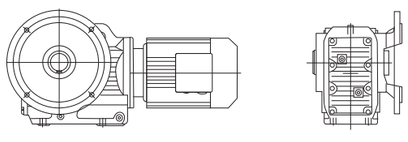

KAF...Y..
法兰空心轴安装螺旋锥齿轮减速机
Flange-mounted helical-bevel gear units with hollow shaft

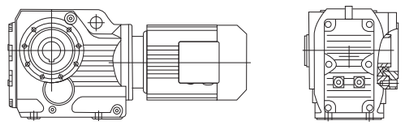

KAZ...Y..
小法兰空心轴安装螺旋锥齿轮减速机
Short-flange-mounted helical-bevel gear units with hollow shaft

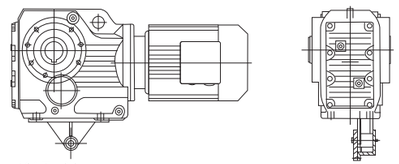

KAT...Y..
带防转臂空心轴安装螺旋锥齿轮减速机
Torque-arm-mounted helical-bevel gear units with hollow shaft

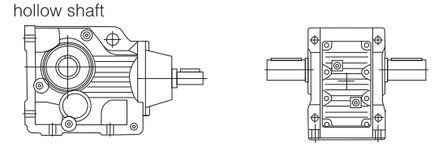

K(KF、KA、KAF、KAB、KAZ)S...
轴输入的螺旋锥齿轮减速机
Shaft input helical-bevel gear units

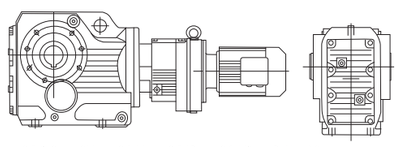

KA(K、KF、KAF、KAB、KAZ)...R F...Y...
组合式螺旋锥齿轮减速机
Combinaorial helical-bevel gear units

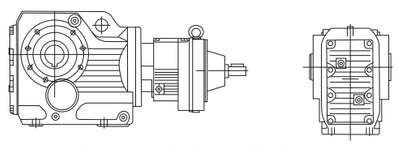

KA(K、KF、KAF、KAB、KAZ)S...R F...
轴输入的组合式螺旋锥齿轮减速机
Shaft input combinatorial helical-bevel gear units

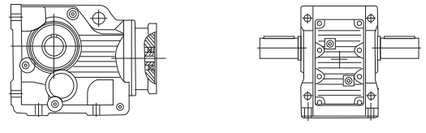

KA(K、KF、KAF、KAB、KAZ)Y...
电机用户自配或配特殊电机时需加联接法兰
When equipping he user’s motor or the special one, the flange is required to be connected

※型号与标记Type Designations:

K 37-Y 0.55-4P-32.40-M1-I-A-CW 减速机类型 结构形式 机座号 电机代号 电机功率、极数 传动比 安装形式 电机接线合位置 输出轴或法兰方向 输出轴旋转方向	K 37-Y 0.55-4P-32.40-M1-I-A-CW Gear units type Structure Size Motor code Motor power pole Ratio Mounting position Position of the motor thermal box Position of output shaft or flange Rotate direction of output shaft
减速机类型：螺旋锥齿轮减速机	Gear units type:Helical-bevel gear units
结构形式： 普通轴伸式 （省略） 轴装式 A 轴伸法兰式 F 轴装法兰式 AF 轴装小法兰式 AZ 轴装底脚式 AB 轴装带防转臂 AT 普通轴伸式、轴输入 S 普通轴装式、轴输入 AS 轴伸法兰式、轴输入 FS 轴装法兰式、轴输入 AFS 带锁紧盘式 H..（H，HF，HZ，HT）	Structure: Foot-mounted solid shaft output (-) Hollow shaft output A Flange-mounted solid shaft output F Flange-mounted hollow shaft output AF Short-flange-mounted hollow shaft output AZ Foot-mounted hollow shaft output AB Torque-arm-mounted hollow shaft output AT Foot-mounted solid shaft output,shaft input S Hollow shaft output,shaft input AS Flange-mounted solid shaft output,shaft input FS Flange-mounted hollow shaft output,shaft input AFS Hollow shaft output with shrink disk H..(H,HF,HZ,HT)
规格：（见选型参数表）	Size:(see selection table)
电机代号： 普通(更新) Y（Y2） 防爆 B 直流 Z 制动 E 多速 D 变频 V 分马力 F 增安 A 电磁调速 C 冶金起重 R 变频制动 VE 辊道 G	Motor code: Ordinary(renew) Y(Y2) Flame-proof B Direct current Z Brake E Multi-speed D Variable frequency V Power-divided F Ampere-increased A Electromagnetism speed modulation C Hoisting in metallurgy R Variable frequency and brake VE Roller tables G
电机功率、极数：（见选型参数表）	Motor power、pole:(see selection table)
传动比：（见选型参数表）	Ratio:(see selection table)
安装形式：M1、M2、M3、M4、M5、M6（见第98页）	Mounting position: M1、M2、M3、M4、M5、M6（see page 98）
电机接线盒位置：I、II、III、IV（见第98页）	Position of the motor thermal box: I、II、III、IV（see page 98）
输出轴或法兰方向： 从电机尾部看左边为 A 从电机尾部看右边为 B（见安装形式） 从电机尾部看左右边为 A+B	Position of output shaft or flange: viewing on motor end:left side-A, right side-B,both sides-A+B(see mounting position)
输出轴旋转方向（面对输出轴方向看） 顺时针方向 CW 逆时针方向 CCW	Rotate direction of output shaft(viewing on output shaft): Clockwise CW Counter clockwise CCW

K SERIES

※安装形式 Mounting position

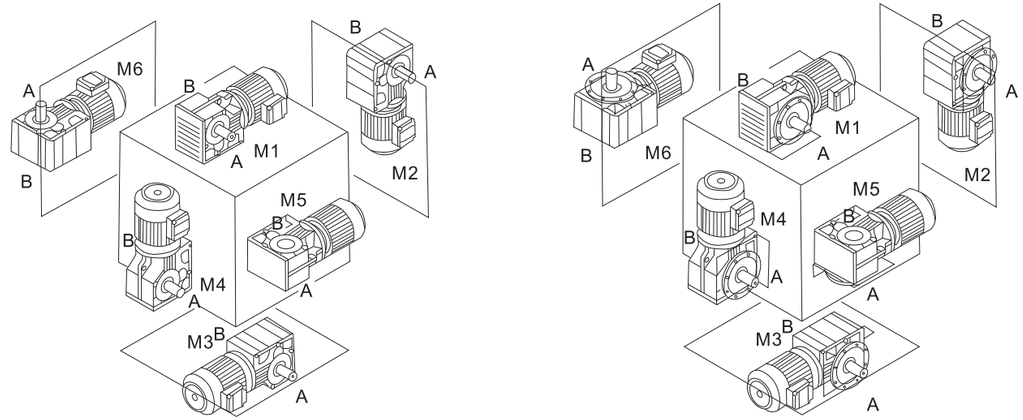

※电机连接盒位置 Position of the motor thermal box

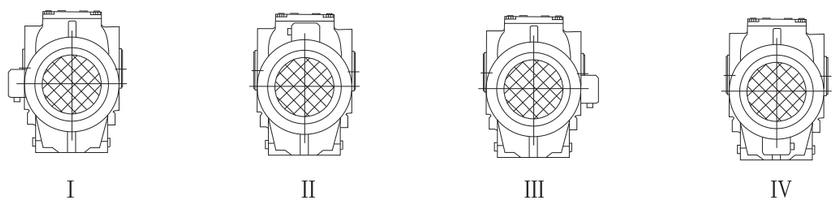

※K系列选型及举例 K series type selection example:

序号Steps	说明Specification	代号Symbol	参数计算Calculate parameter			
			负荷性质Load characteristic	每天使用时间（小时）Operating time/day(hour)		
				≤2	2~10	10~24
1	被驱动设备系数 Driven machine factor	K	均匀负载Uniform	1.00（1.00）	1.00（1.25）	1.25（1.50）
			一般冲击Moderate	1.00（1.25）	1.25（1.50）	1.50（1.75）
			强烈冲击Heavy	1.25（1.50）	1.50（1.75）	1.75（2.00）
			注：当每小时起动、停止次数在10次以上，请使用括号内数值。 Note:Please use these data in the bracket when number of starts-and-stops/hour is more than ten times.			

※输入功率及最大转矩 Input power rating and maximum torque

规格Size	37	47	57	67	77	87	97	107	127	157	167	187
结构形式Structure	K KA KF KAF KAZ KAT KAB											
输入功率 Input power rating(kw)	0.18~3.0	0.18~3.0	0.18~5.5	0.18~5.5	0.37~11	0.75~22	1.1~30	3~45	7.5~90	11~160	11~200	18.5~200
传动比Ratio	5.36~106.38	5.81~131.87	6.57~145.15	7.14~144.79	7.22~178.45	7.19~192.27	8.95~175.47	8.74~141.93	8.68~146.07	12.66~150.03	17.35~164.44	17.97~178.37
最大转矩（N.m） Maximum torque	200	400	600	820	1550	2700	4300	8000	13000	18000	32000	50000

※减速机重量 Gear unit weight

规格Size	37	47	57	67	77	87	97	107	127	157	167	187
重量(kg)Weight	11	20	27	33	57	85	130	250	380	610	1015	1700

◎所注重量为平均值，仅供参考
◎最大转矩系指该规格不同传动比对应的最大转矩中的最大值
◎The weights are mean values,only for referenc.
◎Maximum torque means the biggest one of the maximum torque related to the different ratio for the specified size.

※润滑油量表 Lubrication table

K...,KAB....

规格 Size	润滑油量（升） Fill quantity in liters					
	M1	M2	M3	M4	M5	M6
K..37	0.5	1	1	1.3	1	1
K..47	0.8	1.3	1.5	2	1.6	1.6
K..57	1.2	2.3	2.5	3	2.6	2.4
K..67	1.1	2.4	2.6	3.4	2.6	2.6
K..77	2.2	4.1	4.4	5.9	4.2	4.4
K..87	3.7	8	8.7	10.9	7.8	8
K..97	7	14	15.7	20	15.7	15.5
K..107	10	21	25.5	33.5	24	24
K..127	21	41.5	44	54	40	41
K..157	31	62	65	90	58	62
K..167	35	100	100	125	85	85
K..187	60	170	170	205	130	130

KF...

规格 Size	润滑油量（升） Fill quantity in liters					
	M1	M2	M3	M4	M5	M6
KF37	0.5	1.1	1.1	1.5	1	1
KF47	0.8	1.3	1.7	2.2	1.6	1.6
KF57	1.3	2.3	2.7	3	2.9	2.7
KF67	1.1	2.4	2.8	3.6	2.7	2.7
KF77	2.1	4.1	4.4	6	4.5	4.5
KF87	3.7	8.2	9	11.9	8.4	8.4
KF97	7	14.7	17.3	21.5	15.7	16.5
KF107	10	22	26	35	25	25
KF127	21	41.5	46	55	41	41
KF157	31	66	69	92	62	62

KA...,KAF..,KAZ...

规格 Size	润滑油量（升） Fill quantity in liters					
	M1	M2	M3	M4	M5	M6
K..37	0.5	1	1	1.4	1	1
K..47	0.8	1.3	1.6	2.1	1.6	1.6
K..57	1.3	2.3	2.7	3	2.9	2.7
K..67	1.1	2.4	2.7	3.6	2.6	6
K..77	2.1	4.1	4.6	6	4.4	4.4
K..87	3.7	8.2	8.8	11.1	8	8
K..97	7	14.7	15.7	20	15.7	15.7
K..107	10	20.5	24	32	24	24
K..127	21	41.5	43	52	40	40
K..157	31	66	67	87	62	62
KA167	35	100	100	125	85	85
KA187	60	170	170	205	130	130

K SERIES

K SERIES

输出转速 Output speed r/min	输出扭矩 Output torque Nm	传动比 Ratio i	使用系数 Service factor f_B	机型号 Type Type	极数 Pole p
0.18KW					
0.09	16482	14975	0.74		
0.11	13692	12440	0.89		
0.13	12013	10914	1.0		
0.14	10807	9819	1.1		
0.16	9293	8443	1.3	K 127RF77	4
0.19	8236	7483	1.5	KF 127RF77	4
0.21	7226	6565	1.7	KA 127RF77	4
0.24	6388	5804	1.9	KAF 127RF77	4
0.28	5533	5027	2.2		
0.31	4868	4423	2.5		
0.37	4184	3801	2.9		
0.43	3563	3237	3.4		
0.17	9037	8211	0.8		
0.19	7888	7167	1.0		
0.23	6711	6097	1.1		
0.25	6144	5582	1.2		
0.27	5575	5065	1.3	K 107RF77	4
0.32	4732	4299	1.6	KF 107RF77	4
0.37	4135	3757	1.8	KA 107RF77	4
0.43	3562	3236	2.1	KAF 107RF77	4
0.48	3158	2869	2.4		
0.56	2756	2504	2.7		
0.63	2425	2203	3.1		
0.30	5139	4669	0.79		
0.34	4493	4082	0.90		
0.39	3944	3583	1.0		
0.45	3421	3108	1.2		
0.50	3035	2757	1.3		
0.57	2662	2419	1.5		
0.65	2337	2123	1.7	K 97RF57	4
0.75	2043	1856	2.0	KF 97RF57	4
0.86	1789	1625	2.3	KA 97RF57	4
0.97	1574	1430	2.6	KAF 97RF57	4
1.1	1388	1261	2.9		
1.3	1213	1102	3.3		
1.5	1053	957	3.8		
1.6	941	855	4.3		
1.9	818	743	4.9		
2.1	717	651	5.6		
0.45	3420	3107	0.74		
0.51	3003	2728	0.85		
0.59	2610	2371	0.97		
0.67	2298	2088	1.1		
0.75	2041	1854	1.2	K 87RF57	4
0.84	1825	1658	1.4	KF 87RF57	4
1.0	1557	1415	1.6	KA 87RF57	4
1.1	1353	1229	1.9	KAF 87RF57	4
1.3	1187	1078	2.1		
1.5	1047	951	2.4		
1.7	921	837	2.8		
1.9	799	726	3.2		
0.9	1666	1514	0.9		
1.0	1528	1388	1.0		
1.1	1341	1218	1.1		
1.3	1159	1053	1.3		
1.5	1017	924	1.4	K 77RF37	4
1.7	897	815	1.6	KF 77RF37	4
2.0	780	709	1.9	KA 77RF37	4
2.2	685	622	2.1	KAF 77RF37	4
2.5	608	552	2.4		
2.9	534	485	2.7		
3.2	471	428	3.1		
3.8	404	367	3.6		

输出转速 Output speed r/min	输出扭矩 Output torque Nm	传动比 Ratio i	使用系数 Service factor f_B	机型号 Type Type	极数 Pole p
0.18KW					
1.5	994	903	0.78		
1.8	873	793	0.88		
2.0	767	697	1.0		
2.3	675	613	1.1	K 67RF37	4
2.6	597	542	1.3	KF 67RF37	4
3.0	518	471	1.5	KA 67RF37	4
3.3	462	420	1.7	KAF 67RF37	4
3.9	397	361	1.9		
4.3	356	323	2.2		
5.1	299	272	2.6		
2.3	677	615	0.8		
2.6	599	544	0.9		
2.9	521	473	1.1		
3.3	463	421	1.2		
3.8	398	362	1.4	K 57RF37	4
4.4	351	319	1.6	KF 57RF37	4
5.1	300	273	1.9	KA 57RF37	4
5.8	264	240	2.1	KAF 57RF37	4
6.5	237	215	2.4		
7.2	211	192	2.7		
8.4	183	166	3.1		
3.7	413	375	0.9		
4.3	359	326	1.0		
4.8	318	289	1.2		
5.6	275	250	1.4	K 47RF37	4
6.2	248	225	1.5	KF 47RF37	4
7.0	218	198	1.7	KA 47RF37	4
8.3	184	167	2.0	KAF 47RF37	4
9.3	164	149	2.3		
11	141	128	2.7		
6.8	226	205	0.83		
7.7	199	181	0.94	K 37RF17	4
8.7	176	160	1.07	KF 37RF17	4
10	150	136	1.26	KA 37RF17	4
11	140	127	1.34	KAF 37RF17	4
5.9	275	144.79	2.8	K 67	4
6.9	235	123.54	3.3	KF 67	4
7.9	205	108.03	3.8	KA 67	4
8.3	195	102.62	4.0	KAF 67	4
9.6	168	144.79	4.6	K 67	4
11	144	123.54	5.4	KF 67	4
13	126	108.03	6.1	KA 67	4
				KAF 67	4
5.9	276	145.14	2.0		
6.9	235	123.85	2.4	K 57	6
7.8	206	108.29	2.7	KF 57	6
8.3	196	102.88	2.9	KA 57	6
9.4	172	90.26	3.3	KAF 57	6
9.6	169	145.14	3.3		
11	144	123.85	3.9	K 57	4
13	126	108.29	4.5	KF 57	4
14	120	102.88	4.7	KA 57	4
15	105	90.26	5.4	KAF 57	4
18	89	76.56	6.3		
6.4	251	131.87	1.5		
7.0	231	121.48	1.63	K 47	6
8.1	198	104.37	1.90	KF 47	6
9.4	173	90.86	2.2	KA 47	6
10	162	85.12	2.3	KAF 47	6

K SERIES

输出转速 Output speed r/min	输出扭矩 Output torque Nm	传动比 Ratio i	使用系数 Service factor f_B	机型号 Type Type	极数 Pole p
0.18KW					
11	153	131.87	2.5		
11	141	121.48	2.7	K 47	4
13	121	104.37	3.1	KF 47	4
15	106	90.86	3.6	KA 47	4
16	99	85.12	3.8	KAF 47	4
8.0	202	106.38	0.93	K 37	6
8.7	186	97.81	1.01	KF 37	6
10	159	83.69	1.18	KA 37	6
12	138	72.54	1.36	KAF 37	6
13	124	106.38	1.52		
14	114	97.81	1.65		
17	97	83.69	1.93		
19	84	72.54	2.2		
21	79	67.80	2.4		
24	68	58.60	2.8		
28	58	49.79	3.2		
31	52	44.46	3.6		
37	44	37.97	4.3		
39	41	35.57	4.5	K 37	4
46	35	29.96	5.4	KF 37	4
48	34	28.83	5.6	KA 37	4
56	29	24.99	6.5	KAF 37	4
60	27	23.36	6.7		
69	23	20.19	7.4		
81	20	17.15	8.5		
91	18	15.31	9.2		
106	15	13.08	10		
114	14	12.14	11		
133	12	10.49	12		
156	10	8.91	15		
175	9	7.96	16		
0.25KW					
0.14	15010	9819	0.81		
0.16	12907	8443	0.95		
0.19	11438	7482	1.07	K 127RF77	4
0.21	10036	6565	1.2	KF 127RF77	4
0.24	8872	5804	1.4	KA 127RF77	4
0.28	7685	5027	1.6	KAF 127RF77	4
0.31	6761	4423	1.8		
0.37	5811	3801	2.1		
0.43	4948	3237	2.5		
0.23	9320	6097	0.81		
0.25	8533	5582	0.88		
0.27	7743	5065	1.0		
0.32	6572	4299	1.1		
0.37	5743	3757	1.3		
0.43	4947	3236	1.5	K 107RF77	4
0.48	4386	2869	1.7	KF 107RF77	4
0.56	3828	2504	2.0	KA 107RF77	4
0.63	3368	2203	2.2	KAF 107RF77	4
0.74	2857	1869	2.6		
0.82	2582	1689	2.9		
0.91	2343	1533	3.2		
1.06	2013	1317	3.7		
0.45	4751	3108	0.9		
0.50	4215	2757	1.0	K 97RF57	4
0.57	3698	2419	1.1	KF 97RF57	4
0.65	3245	2123	1.2	KA 97RF57	4
0.75	2837	1856	1.4	KAF 97RF57	4

输出转速 Output speed r/min	输出扭矩 Output torque Nm	传动比 Ratio i	使用系数 Service factor f_B	机型号 Type Type	极数 Pole p
0.25KW					
0.86	2484	1625	1.6		
1.0	2186	1430	1.8	K 97RF57	4
1.1	1928	1261	2.1	KF 97RF57	4
1.3	1685	1102	2.4	KA 97RF57	4
1.5	1463	957	2.8	KAF 97RF57	4
1.6	1307	855	3.1		
0.7	3192	2088	0.80		
0.7	2834	1854	0.90		
0.8	2535	1658	1.0		
1.0	2163	1415	1.2	K 87RF57	4
1.1	1879	1229	1.4	KF 87RF57	4
1.3	1648	1078	1.5	KA 87RF57	4
1.5	1454	951	1.7	KAF 87RF57	4
1.7	1280	837	2.0		
1.9	1110	726	2.3		
2.2	975	638	2.6		
1.3	1610	1053	0.9		
1.5	1413	924	1.0		
1.7	1246	815	1.2		
2.0	1084	709	1.3		
2.2	951	622	1.5		
2.5	844	552	1.7	K 77RF37	4
2.9	741	485	2.0	KF 77RF37	4
3.2	654	428	2.2	KA 77RF37	4
3.9	547	358	2.7	KAF 77RF37	4
4.3	489	320	3.0		
4.9	433	283	3.4		
5.7	376	246	3.9		
6.4	330	216	4.4		
7.3	292	191	5.0		
8.2	260	170	5.6		
2.3	937	613	0.8		
2.6	829	542	0.9		
3.0	720	471	1.1	K 67RF37	4
3.3	642	420	1.2	KF 67RF37	4
3.9	552	361	1.4	KA 67RF37	4
4.3	494	323	1.6	KAF 67RF37	4
5.1	416	272	1.9		
5.8	367	240	2.1		
6.4	332	217	2.3		
3.3	644	421	0.88		
3.8	553	362	1.0		
4.4	488	319	1.2		
5.1	417	273	1.4		
5.8	367	240	1.5	K 57RF37	4
6.5	329	215	1.7	KF 57RF37	4
7.2	294	192	1.9	KA 57RF37	4
8.4	254	166	2.2	KAF 57RF37	4
9.9	216	141	2.6		
11	193	126	2.9		
13	165	108	3.4		
15	145	95	3.9		
4.2	536	154.02	2.7	K 77	8
4.8	471	135.28	3.1	KF 77	8
5.0	447	128.52	3.3	KA 77	8
5.7	395	113.56	3.7	KAF 77	8
4.4	507	192.18	2.9	K 77	6
4.7	474	179.37	3.1	KF 77	6
5.5	407	154.02	3.6	KA 77	6
6.3	357	135.28	4.1	KAF 77	6

K SERIES

输出转速 Output speed r/min	输出扭矩 Output torque Nm	传动比 Ratio i	使用系数 Service factor f_B	机型号 Type Type	极数 Pole p
0.25KW					
5.2	430	123.54	1.8	K 67	8
6.0	376	108.03	2.1	KF 67	8
6.3	357	102.62	2.2	KA 67	8
7.2	313	90.04	2.5	KAF67	8
5.9	382	144.79	2.0	K 67	6
6.9	326	123.54	2.4	KF 67	6
7.9	285	108.03	2.7	KA 67	6
8.3	271	102.62	2.8	KAF67	6
9.6	234	144.79	3.3	K 67	4
11	199	123.54	3.9	KF 67	4
13	174	108.03	4.4	KA 67	4
14	166	102.62	4.7	KAF67	4
5.9	383	145.14	1.5		
6.9	327	123.85	1.7	K 57	6
7.8	286	108.29	2.0	KF 57	6
8.3	272	102.88	2.1	KA 57	6
9.4	238	90.26	2.4	KAF57	6
11	202	76.56	2.8		
9.6	234	145.14	2.4		
11	200	123.85	2.8	K 57	4
13	175	108.29	3.2	KF 57	4
14	166	102.88	3.4	KA 57	4
15	146	90.26	3.9	KAF57	4
18	124	76.56	4.6		
6.4	348	131.87	1.08		
7.0	321	121.48	1.17	K 47	6
8.1	276	104.37	1.36	KF 47	6
9.4	240	90.86	1.57	KA 47	6
10	225	85.12	1.67	KAF47	6
11	213	131.87	1.77		
11	196	121.48	1.92	K 47	4
13	169	104.37	2.2	KF 47	4
15	147	90.86	2.6	KA 47	4
16	137	85.12	2.7	KAF47	4
10	221	83.69	0.9		
12	192	72.54	1.0	K 37	6
13	179	67.80	1.1	KF 37	6
15	155	58.60	1.2	KA 37	6
17	131	49.79	1.4	KAF37	6
13	172	106.38	1.1		
14	158	97.81	1.2		
17	135	83.69	1.4		
19	117	72.54	1.6		
21	109	67.80	1.7		
24	95	58.60	2.0		
28	80	49.79	2.3		
31	72	44.46	2.6		
37	61	37.97	3.1		
39	57	35.57	3.3		
46	48	29.96	3.9	K 37	4
48	47	28.83	4.0	KF 37	4
56	40	24.99	4.7	KA 37	4
60	38	23.36	4.9	KAF37	4
69	33	20.19	5.3		
81	28	17.15	6.1		
91	25	15.31	6.7		
106	21	13.08	7.3		
114	20	12.14	7.7		
133	17	10.49	8.9		
156	14	8.91	10		
175	13	7.96	11		
204	11	6.80	13		
218	10	6.37	13		

输出转速 Output speed r/min	输出扭矩 Output torque Nm	传动比 Ratio i	使用系数 Service factor f_B	机型号 Type Type	极数 Pole p
0.37KW					
0.19	16930	7483	0.72		
0.21	14853	6565	0.82		
0.24	13131	5804	0.93		
0.28	11373	5027	1.07	K 127RF77	4
0.31	10007	4423	1.22	KF 127RF77	4
0.37	8600	3801	1.42	KA 127RF77	4
0.43	7324	3237	1.67	KAF127RF77	4
0.72	4357	1926	2.80		
0.79	3975	1757	3.07		
0.90	3486	1541	3.51		
0.37	8500	3757	0.88		
0.43	7321	3236	1.03		
0.48	6491	2869	1.16		
0.56	5665	2504	1.33	K 107RF77	4
0.63	4984	2203	1.51	KF 107RF77	4
0.74	4229	1869	1.78	KA 107RF77	4
0.82	3821	1689	1.97	KAF107RF77	4
0.91	3468	1533	2.2		
1.06	2980	1317	2.5		
1.21	2602	1150	2.9		
0.65	4803	2123	0.84		
0.75	4199	1856	0.96		
0.86	3676	1625	1.10		
0.97	3235	1430	1.25		
1.1	2853	1261	1.42	K 97RF77	4
1.3	2493	1102	1.62	KF 97RF77	4
1.5	2165	957	1.87	KA 97RF77	4
1.6	1934	855	2.1	KAF97RF77	4
1.9	1681	743	2.4		
2.1	1473	651	2.7		
2.4	1296	573	3.1		
1.0	3201	1415	0.79		
1.1	2781	1229	0.91		
1.3	2439	1078	1.04		
1.5	2152	951	1.18	K 87RF77	4
1.7	1894	837	1.34	KF 87RF77	4
1.9	1643	726	1.55	KA 87RF77	4
2.2	1443	638	1.76	KAF87RF77	4
2.5	1272	562	2.0		
2.9	1072	474	2.4		
3.3	964	426	2.6		
3.7	844	373	3.0		
1.7	1844	815	0.79		
2.0	1604	709	0.91		
2.2	1407	622	1.04		
2.5	1249	552	1.17		
2.9	1097	485	1.33		
3.2	968	428	1.50	K 77RF37	4
3.9	810	358	1.80	KF 77RF37	4
4.3	724	320	2.0	KA 77RF37	4
4.9	640	283	2.3	KAF77RF37	4
5.7	557	246	2.6		
6.4	489	216	3.0		
7.3	432	191	3.4		
8.2	385	170	3.8		
9.3	339	150	4.3		
3.3	950	420	0.81		
3.9	817	361	0.94		
4.3	731	323	1.05		
5.1	615	272	1.25	K 67RF37	4
5.8	543	240	1.42	KF 67RF37	4
6.4	491	217	1.57	KA 67RF37	4
7.3	432	191	1.78	KAF67RF37	4
8.4	376	166	2.05		
9.4	326	144	2.37		
12	269	119	2.86		

输出转速 Output speed r/min	输出扭矩 Output torque Nm	传动比 Ratio i	使用系数 Service factor f_B	机型号 Type Type	极数 Pole p
0.37KW					
5.1	618	273	0.91		
5.8	543	240	1.04		
6.5	486	215	1.16		
7.2	434	192	1.30	K 57RF37	4
8.4	376	166	1.50	KF 57RF37	4
9.9	319	141	1.77	KA 57RF37	4
11	285	126	1.98	KAF 57RF37	4
13	244	108	2.3		
15	215	95	2.6		
3.8	868	174.99	2.9	K 87	8
4.1	813	164.05	3.1	KF 87	8
4.6	729	147.09	3.5	KA 87	8
				KAF 87	8
4.5	740	197.27	3.4	K 87	6
5.1	657	174.99	3.9	KF 87	6
				KA 87	6
				KAF 87	6
5.0	671	135.82	2.2	K 77	8
5.2	637	128.52	2.3	KF 77	8
5.9	563	113.56	2.6	KA 77	8
6.9	481	97.05	3.0	KAF 77	8
5.7	578	154.02	2.5	K 77	6
6.5	508	135.28	2.9	KF 77	6
6.9	482	128.52	3.0	KA 77	6
7.8	426	113.56	3.4	KAF 77	6
7.23	459	192.18	3.2	K 77	4
7.75	429	179.37	3.4	KF 77	4
9.02	368	154.02	4.0	KA 77	4
				KAF 77	4
6.2	536	108.03	1.44	K 67	8
6.5	509	102.62	1.52	KF 67	8
7.4	446	90.04	1.73	KA 67	8
				KAF 67	8
7.2	464	123.54	1.66	K 67	6
8.2	405	108.03	1.90	KF 67	6
8.6	385	102.62	2.0	KA 67	6
9.8	338	90.04	2.3	KAF 67	6
9.6	346	144.79	2.2		
11	295	123.54	2.6	K 67	4
13	258	108.03	3.0	KF 67	4
15	215	90.04	3.6	KA 67	4
18	182	76.37	4.2	KAF 67	4
7.1	465	123.85	1.2		
8.2	406	108.29	1.4	K 57	6
8.6	386	102.88	1.5	KF 57	6
10	339	90.26	1.7	KA 57	6
12	287	76.56	2.0	KAF 57	6
13	259	69.12	2.2		
9.6	347	145.14	1.6		
11	296	123.85	1.9		
13	259	108.29	2.2	K 57	4
14	246	102.88	2.3	KF 57	4
15	216	90.26	2.6	KA 57	4
18	183	76.56	3.1	KAF 57	4
20	165	69.12	3.4		

输出转速 Output speed r/min	输出扭矩 Output torque Nm	传动比 Ratio i	使用系数 Service factor f_B	机型号 Type Type	极数 Pole p
0.37KW					
8.5	392	104.37	0.96	K 47	6
9.7	341	90.86	1.10	KF 47	6
10	319	85.12	1.18	KA 47	6
12	282	75.2	1.33	KAF 47	6
11	315	131.87	1.19		
11	290	121.48	1.30		
13	249	104.37	1.51	K 47	4
15	217	90.86	1.73	KF 47	4
16	203	85.12	1.85	KA 47	4
18	180	75.20	2.1	KAF 47	4
20	167	69.84	2.3		
22	151	63.30	2.5		
14	234	97.81	0.80		
17	200	83.69	0.94		
19	173	72.54	1.08		
21	162	67.80	1.16		
24	140	58.60	1.34		
28	119	49.79	1.58		
31	106	44.46	1.77		
37	91	37.97	2.07		
39	85	35.57	2.21		
46	72	29.96	2.63		
48	69	28.83	2.73	K 37	4
56	60	24.99	3.15	KF 37	4
60	56	23.36	3.28	KA 37	4
69	48	20.19	3.60	KAF 37	4
81	41	17.15	4.13		
91	37	15.31	4.5		
106	31	13.08	5.0		
114	29	12.14	5.2		
133	25	10.49	6.0		
156	21	8.91	7.1		
175	19	7.96	7.7		
204	16	6.80	8.7		
218	15	6.37	9.0		
259	13	5.36	10		
0.55KW					
0.08	57099	16978	0.82		
0.10	47998	14272	0.98	K 187RF97	4
0.11	44111	13116	1.07	KAF 187RF97	4
0.12	39170	11647	1.20		
0.19	24662	7333	1.9		
0.12	38783	11532	0.78		
0.14	34395	10227	0.87		
0.16	28913	8597	1.04	K 167RF97	4
0.21	21988	6538	1.37	KAF 167RF97	4
0.26	18046	5366	1.67		
0.34	13651	4059	2.2		
0.20	23142	6881	0.73	K 157RF97	4
0.23	19947	5931	0.85	KF 157RF97	4
0.35	13365	3974	1.27	KA 157RF97	4
0.46	10247	3047	1.65	KAF 157RF97	4
0.31	14875	4423	0.82		
0.37	12783	3801	0.96		
0.43	10886	3237	1.12		
0.47	9891	2941	1.24	K 127RF77	4
0.55	8569	2548	1.43	KF 127RF77	4
0.72	6477	1926	1.89	KA 127RF77	4
0.79	5909	1757	2.1	KAF 127RF77	4
0.90	5183	1541	2.4		
1.0	4513	1342	2.7		
1.2	3958	1177	3.1		
1.4	3447	1025	3.5		

K SERIES

K SERIES

输出转速 Output speed r/min	输出扭矩 Output torque Nm	传动比 Ratio i	使用系数 Service factor f_B	机型号 Type Type	极数 Pole p
0.55KW					
0.48	9649	2869	0.78	K 107RF77 KF 107RF77 KA 107RF77 KAF107RF77	4 4 4 4
0.56	8421	2504	0.89		
0.63	7409	2203	1.01		
0.74	6286	1869	1.20		
0.82	5680	1689	1.32		
0.91	5156	1533	1.46		
1.1	4429	1317	1.70		
1.2	3868	1150	1.94		
1.4	3414	1015	2.2		
1.6	2929	871	2.6		
1.8	2630	782	2.9		
2.0	2307	686	3.3		
2.3	2038	606	3.7		
1.0	4809	1430	0.8	K 97RF57 KF 97RF57 KA 97RF57 KAF97RF57	4 4 4 4
1.1	4241	1261	1.0		
1.3	3706	1102	1.1		
1.5	3218	957	1.3		
1.6	2875	855	1.4		
1.9	2499	743	1.6		
2.1	2189	651	1.8		
2.4	1927	573	2.1		
2.8	1695	504	2.4		
3.2	1470	437	2.8		
3.6	1285	382	3.1		
4.6	1026	305	3.9		
1.5	3198	951	0.79	K 87RF57 KF 87RF57 KA 87RF57 KAF87RF57	4 4 4 4
1.7	2815	837	0.90		
1.9	2442	726	1.04		
2.2	2146	638	1.18		
2.5	1890	562	1.34		
2.9	1594	474	1.59		
3.3	1433	426	1.77		
3.7	1254	373	2.0		
4.2	1110	330	2.3		
4.7	985	293	2.6		
5.6	841	250	3.0		
5.9	794	236	3.2		
6.9	676	201	3.8		
2.5	1856	552	0.78	K 77RF37 KF 77RF37 KA 77RF37 KAF77RF37	4 4 4 4
2.9	1631	485	0.89		
3.2	1439	428	1.01		
3.9	1204	358	1.21		
4.3	1076	320	1.35		
4.9	952	283	1.53		
5.7	827	246	1.76		
6.4	726	216	2.0		
7.3	642	191	2.3		
8.2	572	170	2.5		
9.3	504	150	2.9		
5.1	915	272	0.84	K 67RF37 KF 67RF37 KA 67RF37 KAF67RF37	4 4 4 4
5.8	807	240	0.95		
6.4	730	217	1.1		
7.3	642	191	1.2		
8.4	558	166	1.4		
9.7	484	144	1.6		
12	400	119	1.9		
7.2	646	192	0.87	K 57RF37 KF 57RF37 KA 57RF37 KAF57RF37	4 4 4 4
8.4	558	166	1.0		
9.9	474	141	1.2		
11	424	126	1.3		
13	363	108	1.6		
15	319	95	1.8		

输出转速 Output speed r/min	输出扭矩 Output torque Nm	传动比 Ratio i	使用系数 Service factor f_B	机型号 Type Type	极数 Pole p
0.55KW					
3.8	1290	174.99	2.0	K 87 KF 87 KA 87 KAF87	8 8 8 8
4.1	1209	164.05	2.1		
4.5	1084	147.09	2.3		
4.5	1101	197.27	2.3	K 87 KF 87 KA 87 KAF87	6 6 6 6
5.1	976	174.99	2.6		
5.4	915	164.05	2.8		
6.0	821	147.09	3.1		
6.5	755	135.28	1.9	K 77 KF 77 KA 77 KAF77	8 8 8 8
6.9	717	128.52	2.0		
7.8	634	113.56	2.3		
9.1	541	97.05	2.7		
5.7	859	154.02	1.70	K 77 KF 77 KA 77 KAF77	6 6 6 6
6.5	755	135.28	1.93		
6.9	717	128.52	2.0		
7.8	634	113.56	2.3		
9.0	547	154.02	2.7	K 77 KF 77 KA 77 KAF77	4 4 4 4
10	481	135.28	3.0		
11	457	128.52	3.2		
12	403	113.56	3.6		
14	345	97.05	4.2		
7.2	689	123.54	1.12	K 67 KF 67 KA 67 KAF67	6 6 6 6
8.2	603	108.03	1.28		
8.6	573	102.62	1.35		
10	502	90.04	1.53		
12	426	76.37	1.81		
11	439	123.54	1.76	K 67 KF 67 KA 67 KAF67	4 4 4 4
13	384	108.03	2.0		
15	320	90.04	2.4		
18	271	76.37	2.8		
8.2	604	108.29	0.93	K 57 KF 57 KA 57 KAF57	6 6 6 6
8.6	574	102.88	0.98		
9.8	504	90.26	1.12		
12	427	76.56	1.32		
13	386	69.12	1.46		
15	339	60.81	1.66		
15	320	57.42	1.76		
11	440	123.85	1.28	K 57 KF 57 KA 57 KAF57	4 4 4 4
13	385	108.29	1.47		
14	365	102.88	1.54		
15	321	90.26	1.76		
18	272	76.56	2.1		
20	246	69.12	2.3		
23	216	60.81	2.6		
24	204	57.42	2.8		
13	371	104.37	1.01	K 47 KF 47 KA 47 KAF47	4 4 4 4
15	323	90.86	1.17		
16	302	85.12	1.24		
18	267	75.20	1.41		
20	248	69.84	1.52		
22	225	63.30	1.67		
24	202	56.83	1.86		
28	174	48.95	2.2		
30	164	46.03	2.3		
24	208	58.6	0.90	K 37 KF 37 KA 37 KAF37	4 4 4 4
28	177	49.79	1.06		
31	158	44.46	1.19		
37	135	37.97	1.39		

输出转速 Output speed r/min	输出扭矩 Output torque Nm	传动比 Ratio i	使用系数 Service factor f_B	机型号 Type Type	极数 Pole p
0.55KW					
39	126	35.57	1.49	K 37 KF 37 KA 37 KAF 37	4 4 4 4
46	106	29.96	1.77		
48	102	28.83	1.84		
56	89	24.99	2.1		
60	83	23.36	2.2		
69	72	20.19	2.4		
81	61	17.15	2.8		
91	54	15.31	3.0		
106	46	13.08	3.3		
114	43	12.14	3.5		
133	37	10.49	4.0		
156	32	8.91	4.8		
175	28	7.96	5.2		
204	24	6.80	5.8		
218	23	6.37	6.0		
259	19	5.36	6.9		
0.75KW					
0.11	60151	13116	0.78	K 187RF97 KAF 187RF97	4 4
0.12	53414	11647	0.88		
0.19	33630	7333	1.40		
0.21	30901	6738	1.52		
0.23	27443	5984	1.71		
0.16	39426	8597	0.76	K 167RF97 KAF 167RF97	4 4
0.21	29984	6538	1.00		
0.26	24609	5366	1.22		
0.34	18615	4059	1.62		
0.41	15405	3359	1.95		
0.35	18225	3974	0.93	K 157RF97 KF 157RF97 KA 157RF97 KAF 157RF97	8 8 8 8
0.46	13974	3047	1.21		
0.83	7705	1680	2.2		
1.02	6260	1365	2.7		
0.43	14845	3237	0.82	K 127RF77 KF 127RF77 KA 127RF77 KAF 127RF77	4 4 4 4
0.47	13488	2941	0.91		
0.55	11685	2548	1.05		
0.72	8833	1926	1.38		
0.79	8058	1757	1.52		
0.90	7067	1541	1.73		
1.0	6154	1342	1.99		
1.2	5398	1177	2.3		
1.4	4701	1025	2.6		
1.5	4123	899	3.0		
0.82	7746	1689	0.97	K 107RF77 KF 107RF77 KA 107RF77 KAF 107RF77	4 4 4 4	
0.91	7030	1533	1.07		
1.1	6040	1317	1.25		
1.2	5274	1150	1.43		
1.4	4655	1015	1.62		
1.6	3994	871	1.88		
1.8	3586	782	2.1		
2.0	3146	686	2.4		
2.3	2779	606	2.7		
1.3	5054	1102	0.8	K 97RF77 KF 97RF77 KA 97RF77 KAF 97RF77	4 4 4 4
1.5	4389	957	0.9		
1.6	3921	855	1.0		
1.9	3407	743	1.2		
2.1	2986	651	1.4		
2.4	2628	573	1.5		
2.8	2311	504	1.7		
3.2	2004	437	2.0		
3.6	1752	382	2.3		
4.6	1399	305	2.9		
5.4	1183	258	3.4		
6.0	1064	232	3.8		
7.0	913	199	4.4		

输出转速 Output speed r/min	输出扭矩 Output torque Nm	传动比 Ratio i	使用系数 Service factor f_B	机型号 Type Type	极数 Pole p
0.75KW					
1.9	3329	726	0.76	K 87RF57 KF 87RF57 KA 87RF57 KAF 87RF57	4 4 4 4
2.2	2926	638	0.87		
2.5	2577	562	0.98		
2.9	2174	474	1.17		
3.3	1954	426	1.30		
3.7	1711	373	1.48		
4.2	1513	330	1.68		
4.7	1344	293	1.89		
5.6	1147	250	2.2		
5.9	1082	236	2.3		
6.9	922	201	2.8		
3.9	1642	358	0.89	K 77RF37 KF 77RF37 KA 77RF37 KAF 77RF37	4 4 4 4
4.3	1468	320	0.99		
4.9	1298	283	1.12		
5.7	1128	246	1.29		
6.4	991	216	1.47		
3.9	1737	175.47	2.3	K 97 KF 97 KA 97 KAF 97	4 4 4 4
4.4	1508	152.31	2.7		
4.8	1389	140.28	2.9		
4.6	1456	147.09	1.7	K 87 KF 87 KA 87 KAF 87	8 8 8 8
5.4	1254	126.68	2.0		
5.9	1140	115.16	2.2		
6.6	1017	102.71	2.5		
5.2	1295	174.99	2.0	K 87 KF 87 KA 87 KAF 87	6 6 6 6
5.5	1214	164.05	2.1		
6.2	1088	147.09	2.3		
7.2	937	126.88	2.7		
7.0	956	197.27	2.7	K 87 KF 87 KA 87 KAF 87	4 4 4 4
8.0	848	174.99	3.0		
8.5	795	164.05	3.2		
9.4	712	147.09	3.6		
6.7	1001	135.28	1.46	K 77 KF 77 KA 77 KAF 77	6 6 6 6
7.1	951	128.52	1.53		
8.0	840	113.56	1.73		
9.4	718	97.05	2.0		
10	658	88.97	2.2		
9.0	746	154.02	1.95	K 77 KF 77 KA 77 KAF 77	4 4 4 4
10	655	135.28	2.2		
11	623	128.52	2.3		
12	550	113.56	2.6		
14	470	97.05	3.1		
11	598	123.54	1.29	K 67 KF 67 KA 67 KAF 67	4 4 4 4
13	523	108.03	1.47		
15	436	90.04	1.77		
18	370	76.37	2.1		
20	334	68.95	2.3		
23	294	60.66	2.6		
24	277	57.28	2.8		
11	600	123.85	0.9	K 57 KF 57 KA 57 KAF 57	4 4 4 4
13	525	108.29	1.1		
14	498	102.88	1.1		
15	437	90.26	1.3		
18	371	76.56	1.5		
20	335	69.12	1.7		
23	295	60.81	1.9		
24	278	57.42	2.0		
28	237	48.89	2.4		
31	215	44.43	2.6		

K SERIES

K SERIES

输出转速 Output speed r/min	输出扭矩 Output torque Nm	传动比 Ratio i	使用系数 Service factor f_B	机型号 Type Type	极数 Pole p
0.75KW					
18	364	75.2	1.03	K 47 KF 47 KA 47 KAF 47	4 4 4 4
20	338	69.84	1.11		
22	307	63.30	1.23		
24	275	56.83	1.37		
28	237	48.95	1.59		
30	223	46.03	1.69		
35	192	39.61	1.96		
39	171	35.39	2.2		
45	151	31.19	2.5		
31	215	44.46	0.87	K 37 KF 37 KA 37 KAF 37	4 4 4 4
37	184	39.97	1.02		
39	172	35.57	1.09		
46	145	29.96	1.30		
48	140	28.83	1.35		
56	121	24.99	1.55		
60	113	23.36	1.62		
69	98	20.19	1.78		
81	83	17.15	2.0		
91	74	15.31	2.2		
106	63	13.08	2.4		
114	59	12.14	2.6		
133	51	10.49	3.0		
156	43	8.91	3.5		
175	39	7.96	3.8		
204	33	6.80	4.3		
218	31	6.37	4.4		
259	26	5.36	5.1		
1.1KW					
0.15	62528	9363	0.75	K 187RF97 KA 187RF97	4 4
0.17	54267	8126	0.87		
0.19	48971	7333	0.96		
0.21	44998	6738	1.04		
0.23	39962	5984	1.18		
0.26	35728	5350	1.32		
0.29	32122	4810	1.46		
0.32	29144	4364	1.61		
0.26	35835	5366	0.84	K 167RF97 KA 167RF97	4 4
0.29	32042	4798	0.94		
0.34	27107	4059	1.11		
0.42	22432	3359	1.34		
0.51	18305	2741	1.64		
0.64	14518	2174	2.1		
0.82	11340	1698	2.7		
1.00	9363	1402	3.2		
1.08	8622	1291	3.5		
0.40	23480	3516	0.72	K 157RF77 KF 157RF77 KA 157RF77 KAF 157RF77	4 4 4 4
0.46	20375	3051	0.83		
0.54	17430	2610	0.97		
0.60	15507	2322	1.09		
0.83	11219	1680	1.51		
1.0	9116	1365	1.86		
1.1	8207	1229	2.1		
1.3	7299	1093	2.3		
1.5	6291	942	2.7		
1.6	5703	854	3.0		
0.72	12955	1926	0.9	K 127RF77 KF 127RF77 KA 127RF77 KAF 127RF77	4 4 4 4
0.79	11818	1757	1.0		
0.90	10365	1541	1.2		
1.0	9027	1342	1.4		
1.2	7917	1177	1.5		
1.4	6894	1025	1.8		

输出转速 Output speed r/min	输出扭矩 Output torque Nm	传动比 Ratio i	使用系数 Service factor f_B	机型号 Type Type	极数 Pole p
1.1KW					
1.5	6047	899	2.0	K 127RF77 KF 127RF77 KA 127RF77 KAF 127RF77	4 4 4 4
1.8	5314	790	2.3		
2.0	4641	690	2.6		
2.3	4029	599	3.0		
2.6	3625	539	3.4		
3.0	3148	468	3.9		
1.2	7735	1150	1.6	K 107RF77 KF 107RF77 KA 107RF77 KAF 107RF77	4 4 4 4
1.4	6827	1015	1.1		
1.6	5859	871	1.3		
1.8	5260	782	1.4		
2.0	4614	686	1.6		
2.3	4076	606	1.8		
2.7	3464	515	2.2		
3.1	3060	455	2.5		
3.5	2704	402	2.8		
4.0	2361	351	3.2		
4.5	2065	307	3.6		
1.9	4998	743	0.81	K 97RF57 KF 97RF57 KA 97RF57 KAF 97RF57	4 4 4 4
2.1	4379	651	0.92		
2.4	3854	573	1.05		
2.8	3390	504	1.19		
3.2	2939	437	1.38		
3.6	2569	382	1.57		
4.1	2300	342	1.76		
2.9	3188	474	0.80	K 87RF57 KF 87RF57 KA 87RF57 KAF 87RF57	4 4 4 4
3.3	2865	426	0.89		
3.7	2509	373	1.01		
4.2	2220	330	1.14		
4.7	1971	293	1.29		
5.6	1682	250	1.51		
5.9	1587	236	1.60		
6.9	1352	201	1.88		
3.9	2548	175.47	1.6	K 97 KF 97 KA 97 KAF 97	8 8 8 8
4.4	2212	152.31	1.8		
4.8	2037	140.28	2.0		
5.5	1810	124.61	2.2		
5.2	1904	175.47	2.1	K 97 KF 97 KA 97 KAF 97	6 6 6 6
5.9	1653	152.31	2.4		
6.5	1522	140.28	2.7		
7.3	1352	124.61	3.0		
8.0	1238	175.47	3.3	K 97 KF 97 KA 97 KAF 97	4 4 4 4
9.1	1074	152.31	3.7		
10	989	140.28	4.1		
5.2	1899	174.99	1.34	K 87 KF 87 KA 87 KAF 87	6 6 6 6
5.5	1780	164.05	1.42		
6.2	1596	147.09	1.59		
7.2	1375	126.68	1.84		
8.0	1234	174.99	2.1	K 87 KF 87 KA 87 KAF 87	4 4 4 4
8.5	1157	164.05	2.2		
9.5	1037	147.09	2.4		
11	894	126.68	2.8		
12	812	115.16	3.1		
6.7	1468	135.28	0.99	K 77 KF 77 KA 77 KAF 77	6 6 6 6
7.1	1395	128.52	1.04		
8.0	1232	113.56	1.18		
9.4	1053	97.05	1.38		

输出转速 Output speed r/min	输出扭矩 Output torque Nm	传动比 Ratio i	使用系数 Service factor f_B	机型号 Type Type	极数 Pole p
1.1KW					
10	954	135.28	1.53	K 77 KF 77 KA 77 KAF77	4 4 4 4
11	906	128.52	1.61		
12	801	113.56	1.82		
14	685	97.05	2.1		
16	628	88.97	2.3		
18	551	78.07	2.6		
19	522	73.99	2.8		
13	762	108.03	1.01	K 67 KF 67 KA 67 KAF67	4 4 4 4
14	724	102.63	1.06		
16	635	90.04	1.21		
18	539	76.37	1.43		
20	486	68.95	1.58		
23	428	60.66	1.80		
24	404	57.28	1.91		
29	344	48.77	2.2		
32	313	44.32	2.5		
36	271	38.39	2.8		
16	637	90.26	0.89	K 57 KF 57 KA 57 KAF57	4 4 4 4
18	540	76.56	1.04		
20	488	69.12	1.16		
23	429	60.81	1.31		
24	405	57.42	1.39		
29	345	48.89	1.64		
32	313	44.43	1.80		
36	271	38.49	2.1		
39	252	35.70	2.2		
46	214	30.28	2.6		
51	193	27.34	2.9		
58	170	24.05	3.3		
62	160	22.71	3.5		
72	136	19.34	4.0		
80	124	17.57	4.2		
92	107	15.22	4.7		
106	93	13.25	5.1		
117	84	11.92	4.6		
124	79	11.26	4.9		
146	68	9.59	5.6		
161	61	8.71	6.0		
185	53	7.55	6.4		
213	46	6.57	7.0		
25	401	56.83	0.94	K 47 KF 47 KA 47 KAF47	4 4 4 4
29	345	48.95	1.09		
30	325	46.03	1.16		
35	279	39.61	1.35		
40	250	35.39	1.51		
45	220	31.19	1.71		
48	207	29.32	1.82		
54	183	25.91	2.1		
64	154	21.81	2.4		
72	138	19.58	2.7		
47	211	29.96	0.89	K 37 KF 37 KA 37 KAF37	4 4 4 4
56	176	24.99	1.07		
60	165	23.36	1.11		
69	142	20.19	1.22		
82	121	17.15	1.40		
91	108	15.31	1.52		
107	92	13.08	1.68		
115	86	12.14	1.76		
133	74	10.49	2.0		
157	63	8.91	2.4		
176	56	7.96	2.6		
206	48	6.80	2.9		
220	45	6.37	3.0		
261	38	5.36	3.5		

输出转速 Output speed r/min	输出扭矩 Output torque Nm	传动比 Ratio i	使用系数 Service factor f_B	机型号 Type Type	极数 Pole p
1.5KW					
0.21	61360	6378	0.77	K 187RF97 KA 187RF97	4 4
0.23	54494	5984	0.86		
0.26	48720	5350	0.96		
0.29	43803	4810	1.07		
0.32	39741	4364	1.18		
0.39	32866	3609	1.43		
0.46	27884	3062	1.69		
0.56	22940	2519	2.0		
0.62	20654	2268	2.3		
0.34	36964	4059	0.81	K 167RF97 KA 167RF97	4 4
0.42	30589	3359	0.98		
0.51	24961	2741	1.21		
0.64	19798	2174	1.52		
0.82	15463	1698	1.95		
1.0	12767	1402	2.4		
1.1	11757	1291	2.6		
0.6	21118	2319	0.8	K 157RF97 KF 157RF97 KA 157RF97 KAF 157RF97	4 4 4 4
0.83	15299	1680	1.1		
1.0	12431	1365	1.4		
1.1	11192	1229	1.5		
1.3	9954	1093	1.7		
1.5	8578	942	2.0		
1.6	7777	854	2.2		
2.5	5145	565	3.3		
2.8	4581	503	3.7		
2.6	4881	536	2.5	K 127RF87 KF 127RF87 KA 127RF87 KAF 127RF87	4 4 4 4
3.3	3807	418	3.2		
3.8	3342	367	3.7		
0.80	16000	1757	0.76	K 127RF77 KF 127RF77 KA 127RF77 KAF 127RF77	4 4 4 4
0.91	14033	1541	0.87		
1.0	12221	1342	1.00		
1.2	10718	1177	1.14		
1.4	9334	1025	1.31		
1.6	8187	899	1.49		
1.8	7194	790	1.70		
2.0	6284	690	1.94		
2.3	5455	599	2.2		
2.6	4908	539	2.5		
3.0	4262	468	2.9		
3.4	3734	410	3.3		
1.4	9243	1015	0.8	K 107RF77 KF 107RF77 KA 107RF77 KAF 107RF77	4 4 4 4
1.6	7932	871	0.9		
1.8	7121	782	1.1		
2.0	6247	686	1.2		
2.3	5519	606	1.4		
2.7	4690	515	1.6		
3.1	4144	455	1.8		
3.5	3661	402	2.1		
4.0	3196	351	2.4		
4.6	2796	307	2.7		
2.4	5218	537	0.8	K 97RF57 KF 97RF57 KA 97RF57 KAF 97RF57	4 4 4 4
2.8	4590	504	0.9		
3.2	3980	437	1.0		
3.7	3479	382	1.2		
4.1	3114	342	1.3		
4.6	2778	305	1.5		
5.4	2350	258	1.7		
6.0	2113	232	1.9		
7.0	1812	199	2.2		

K SERIES

K SERIES

输出转速 Output speed r/min	输出扭矩 Output torque Nm	传动比 Ratio i	使用系数 Service factor f_B	机型号 Type Type	极数 Pole p
1.5KW					
4.2	3005	330	0.84		
4.8	2668	293	0.95	K 87RF57	4
5.6	2277	250	1.11	KF 87RF57	4
5.9	2149	236	1.18	KA 87RF57	4
7.0	1830	201	1.39	KAF87RF57	4
7.7	1667	183	1.52		
4.9	2770	141.93	2.7	K 107	8
5.8	2334	119.58	3.2	KF 107	8
6.2	2163	110.83	3.5	KA 107	8
				KAF107	8
4.5	2972	152.31	1.36	K 97	8
4.9	2738	140.28	1.48	KF 97	8
5.5	2432	124.61	1.66	KA 97	8
				KAF97	8
5.2	2569	175.47	1.57	K 97	6
6.0	2229	152.31	1.81	KF 97	6
6.6	2053	140.28	1.97	KA 97	6
7.4	1824	124.61	2.2	KAF97	6
8.0	1688	175.47	2.4	K 97	4
9.2	1465	152.31	2.7	KF 97	4
10	1349	140.28	3.0	KA 97	4
11	1199	124.61	3.4	KAF97	4
6.3	2153	147.09	1.18	K 87	6
7.2	1854	126.68	1.37	KF 87	6
7.9	1686	115.16	1.50	KA 87	6
9.0	1503	102.71	1.69	KAF87	6
8.0	1683	174.99	1.51		
8.5	1578	164.05	1.61		
9.5	1415	147.09	1.79	K 87	4
11	1218	126.68	2.1	KF 87	4
12	1108	115.16	2.3	KA 87	4
14	988	102.71	2.6	KAF87	4
16	830	86.34	3.1		
8.0	1680	113.56	0.87	K 77	6
9.4	1436	97.05	1.01	KF 77	6
10	1317	88.97	1.11	KA 77	6
12	1155	78.07	1.26	KAF77	6
10	1301	135.28	1.12		
11	1236	128.52	1.18		
12	1092	113.56	1.33		
14	933	97.05	1.56		
16	856	88.97	1.70	K 77	4
18	751	78.07	1.94	KF 77	4
19	712	73.99	2.0	KA 77	4
22	623	64.75	2.3	KAF77	4
24	561	58.34	2.6		
27	492	51.18	3.0		
31	434	45.16	3.4		
35	385	40.04	3.8		
16	866	90.04	0.89		
18	735	76.37	1.05		
20	663	68.95	1.16		
23	583	60.66	1.32		
24	551	57.28	1.40	K 67	4
29	469	48.77	1.64	KF 67	4
32	426	44.32	1.81	KA 67	4
36	369	38.39	2.1	KAF67	4
39	343	35.62	2.2		
46	291	30.22	2.7		
51	262	27.28	2.9		
58	231	24.00	3.3		

输出转速 Output speed r/min	输出扭矩 Output torque Nm	传动比 Ratio i	使用系数 Service factor f_B	机型号 Type Type	极数 Pole p
1.5KW					
23	585	60.81	0.96		
24	552	57.42	1.02		
29	470	48.89	1.20		
32	427	44.43	1.32		
36	370	38.49	1.52	K 57	4
39	343	35.70	1.64	KF 57	4
46	291	30.28	1.94	KA 57	4
51	263	27.34	2.1	KAF57	4
58	231	24.05	2.4		
62	218	22.71	2.6		
72	186	19.34	2.9		
35	381	39.61	0.99		
40	340	35.39	1.10		
45	300	31.19	1.25		
48	282	29.32	1.33		
54	249	25.91	1.51	K 47	4
64	210	21.81	1.79	KF 47	4
72	188	19.58	2.0	KA 47	4
83	162	16.86	2.2	KAF47	4
88	153	15.86	2.3		
103	131	1365	2.6		
115	117	12.19	2.8		
119	113	11.77	2.3		
60	225	23.36	0.82		
69	194	20.19	0.90		
82	165	17.15	1.03		
91	147	15.31	1.12		
107	126	13.08	1.23	K 37	4
115	117	12.14	1.29	KF 37	4
133	101	10.49	1.49	KA 37	4
157	86	8.91	1.75	KAF37	4
176	77	7.96	1.90		
206	65	6.80	2.2		
220	61	6.37	2.2		
261	52	5.36	2.6		
2.2KW					
0.33	57466	4364	0.82		
0.50	37108	2818	1.27		
0.39	47524	3609	0.99		
0.46	40321	3062	1.17	K 187RF97	4
0.56	33171	2519	1.42	KA 187RF97	4
0.63	29866	2268	1.57		
0.69	27048	2054	1.74		
0.78	23979	1821	1.96		
0.88	21135	1605	2.2		
0.52	36094	2741	0.83		
0.63	29655	2252	1.01		
0.65	28628	2174	1.05		
0.84	22360	1698	1.35	K 167RF97	4
1.0	18462	1402	1.63	KA 167RF97	4
1.1	17000	1291	1.77		
1.3	14498	1101	2.1		
1.5	12431	944	2.4		
0.85	22123	1680	0.76		
1.0	17975	1365	0.94		
1.2	16184	1229	1.05	K 157RF97	4
1.3	14393	1093	1.18	KF 157RF97	4
1.5	12404	942	1.36	KA 157RF97	4
1.7	11246	854	1.50	KAF 157RF97	4
1.9	9955	756	1.70		

K SERIES

输出转速 Output speed r/min	输出扭矩 Output torque Nm	传动比 Ratio i	使用系数 Service factor f_B	机型号 Type Type	极数 Pole p
2.2KW					
2.6	7058	536	1.73	K 127RF87	4
3.0	6229	473	1.96	KF 127RF87	4
3.4	5504	418	2.2	KA 127RF87	4
3.9	4833	367	2.5	KAF 127RF87	4
4.3	4346	330	2.8		
1.4	13497	1025	0.91		
1.6	11838	899	1.03		
1.8	10403	790	1.17	K 127RF77	4
2.1	9086	690	1.34	KF 127RF77	4
2.4	7888	599	1.55	KA 127RF77	4
2.6	7098	539	1.72	KAF 127RF77	4
3.0	6163	468	1.98		
3.5	5399	410	2.3		
2.3	7980	606	0.94		
2.8	6782	515	1.11		
3.1	5992	455	1.26	K 107RF77	4
3.5	5294	402	1.42	KF 107RF77	4
4.0	4622	351	1.63	KA 107RF77	4
4.6	4043	307	1.86	KAF 107RF77	4
5.1	3648	277	2.1		
5.8	3200	243	2.4		
3.7	5030	382	0.80		
4.2	4504	342	0.90	K 97RF57	4
4.7	4016	305	1.01	KF 97RF57	4
5.5	3397	258	1.19	KA 97RF57	4
6.1	3055	232	1.32	KAF 97RF57	4
7.1	2620	199	1.54		
5.0	3948	141.93	1.90	K 107	8
5.9	3326	119.58	2.3	KF 107	8
6.4	3083	110.83	2.4	KA 107	8
7.1	2763	99.34	2.7	KAF 107	8
6.1	3200	152.31	1.26	K 97	8
6.7	2947	140.28	1.37	KF 97	8
7.5	2618	124.61	1.54	KA 97	8
14	1443	103.78	2.80	KAF 97	8
8.1	2440	175.47	1.66		
9.3	2118	152.31	1.91	K 97	4
10	1951	140.28	2.1	KF 97	4
11	1733	124.61	2.3	KA 97	4
14	1443	103.78	2.8	KAF 97	4
15	1346	96.80	3.0		
9.7	2046	147.09	1.24		
11	1762	126.68	1.44		
12	1602	115.16	1.58	K 87	4
14	1428	102.71	1.78	KF 87	4
16	1201	86.34	2.1	KA 87	4
18	1103	79.34	2.3	KAF 87	4
20	980	70.46	2.6		
23	876	63.00	2.9		
13	1579	113.56	0.9		
15	1350	97.05	1.08		
16	1237	88.97	1.18		
18	1086	78.07	1.34	K 77	4
19	1029	73.99	1.42	KF 77	4
22	901	64.75	1.62	KA 77	4
24	811	58.34	1.80	KAF 77	4
28	712	51.18	2.0		
31	628	45.16	2.3		
35	557	40.04	2.6		

输出转速 Output speed r/min	输出扭矩 Output torque Nm	传动比 Ratio i	使用系数 Service factor f_B	机型号 Type Type	极数 Pole p
2.2KW					
40	490	35.20	3.0	K 77	4
46	430	30.89	3.4	KF 77	4
49	407	29.27	3.6	KA 77	4
55	356	25.62	4.1	KAF 77	4
23	844	60.66	0.91		
25	797	57.28	0.97		
29	678	48.77	1.14		
32	616	44.32	1.25		
37	534	38.39	1.44		
40	495	35.62	1.56		
47	420	30.22	1.83		
52	379	27.28	2.0		
59	334	24.00	2.3	K 67	4
63	315	22.66	2.3	KF 67	4
74	268	19.30	2.7	KA 67	4
81	244	17.54	2.9	KAF 67	4
93	211	15.19	3.1		
107	184	13.22	3.4		
116	170	12.24	2.9		
136	145	10.42	3.2		
150	132	9.47	3.4		
173	114	8.20	3.6		
199	99	7.14	4.0		
32	618	44.43	0.91		
37	535	38.49	1.05		
40	497	35.70	1.14		
47	421	30.28	1.34		
52	380	27.34	1.48		
59	334	24.05	1.69	K 57	4
63	316	22.71	1.79	KF 57	4
73	269	19.34	2.0	KA 57	4
81	244	17.57	2.1	KAF 57	4
93	212	15.22	2.4		
107	184	13.25	2.6		
119	166	11.92	2.4		
126	157	11.26	2.5		
55	360	25.91	1.04		
65	303	21.81	1.24		
73	272	19.58	1.38		
84	234	16.86	1.52	K 47	4
90	221	15.86	1.62	KF 47	4
104	190	13.65	1.78	KA 47	4
116	170	12.19	1.94	KAF 47	4
121	164	11.77	1.61		
134	147	10.56	1.79		
156	127	9.10	2.1		
109	182	13.08	0.85		
135	146	10.49	1.03	K 37	4
159	124	8.91	1.21	KF 37	4
178	111	7.96	1.32	KA 37	4
209	95	6.80	1.49	KAF 37	4
223	89	6.37	1.54		
265	75	5.36	1.77		

K SERIES

输出转速 Output speed r/min	输出扭矩 Output torque Nm	传动比 Ratio i	使用系数 Service factor f_B	机型号 Type Type	极数 Pole p
3.0KW					
0.5	50602	2818	0.93	K 187RF77	4
0.46	54983	3062	0.85	KA 187RF77	4
0.56	45233	2519	1.04		
0.63	40726	2268	1.15		
0.69	36883	2054	1.27		
0.78	32699	1821	1.44		
0.88	28820	1605	1.63		
1.0	25050	1395	1.88		
1.2	21476	1196	2.2		
0.84	30490	1698	0.99	K 167RF97	4
1.0	25175	1402	1.2	KF 167RF97	4
1.1	23182	1291	1.3	KA 167RF97	4
1.3	19770	1101	1.52	KAF167RF97	4
1.5	16951	944	1.77		
1.7	15137	843	1.99		
1.9	135933	757	2.2		
1.2	22069	1229	0.77	K 157RF97	4
1.3	19627	1093	0.86	KF 157RF97	4
1.5	16915	942	1.00	KA 157RF97	4
1.7	15335	854	1.10	KAF157RF97	4
1.9	13575	756	1.25		
2.5	10146	565	1.67		
2.8	9032	503	1.87		
2.6	9625	536	1.27	K 127RF87	4
3.0	8494	473	1.44	KF 127RF87	4
3.4	7506	418	1.63	KA 127RF87	4
3.9	6590	367	1.85	KAF127RF87	4
4.3	5926	330	2.1		
4.9	5207	290	2.3		
1.8	14186	790	0.86	K 127RF77	4
2.1	12390	690	0.99	KF 127RF77	4
2.4	10756	599	1.14	KA 127RF77	4
2.6	9679	539	1.26	KAF127RF77	4
3.0	8404	468	1.45		
3.5	7362	410	1.66		
3.1	8170	455	0.92	K 107RF77	4
3.5	7219	402	1.04	KF 107RF77	4
4.0	6303	351	1.19	KA 107RF77	4
4.6	5513	307	1.36	KAF107RF77	4
5.1	4974	277	1.51		
5.8	4363	243	1.72		
6.6	3861	215	1.95		
7.5	3394	189	2.2		
8.5	3017	168	2.5		
9.5	2676	149	2.8		
10	2496	139	3.0		
5.5	4893	258	0.83	K 97RF57	4
6.1	4400	232	0.92	KF 97RF57	4
7.1	3774	199	1.07	KA 97RF57	4
				KAF97RF57	4
5.0	5366	141.46	1.40	K 107	8
5.9	4543	119.76	1.66	KF 107	8
6.4	4204	110.83	1.79	KA 107	8
7.1	3768	99.34	2.0	KAF107	8
7.9	3402	89.68	2.2		
6.8	3968	141.46	1.9	K 107	6
8.0	3360	119.76	2.2	KF 107	6
8.7	3109	110.83	2.4	KA 107	6
9.7	2787	99.34	2.7	KAF107	6

输出转速 Output speed r/min	输出扭矩 Output torque Nm	传动比 Ratio i	使用系数 Service factor f_B	机型号 Type Type	极数 Pole p
3.0KW					
10	2692	141.93	2.8	K 107	4
12	2268	119.58	3.3	KF 107	4
				KA 107	4
				KAF 107	4
7.7	3496	124.61	1.16	K 97	6
9.3	2911	103.78	1.39	KF 97	6
9.9	2716	96.80	1.49	KA 97	6
11	2427	86.52	1.67	KAF 97	6
8.1	3328	175.47	1.21	K 97	4
9.3	2889	152.31	1.40	KF 97	4
10	2660	140.28	1.52	KA 97	4
11	2363	124.61	1.71	KAF 97	4
14	1968	103.78	2.05		
15	1836	96.80	2.20		
16	1646	86.52	2.46		
18	1477	77.89	2.74		
20	1338	70.54	3.02		
23	1186	62.55	3.41		
25	1072	56.55	3.77		
9.6	2790	147.09	0.91	K 87	4
11	2403	126.68	1.06	KF 87	4
12	2184	115.16	1.16	KA 87	4
14	1948	102.71	1.30	KAF 87	4
16	1637	86.34	1.55		
18	1505	79.34	1.69		
20	1336	70.46	1.90		
23	1195	63.00	2.1		
25	1074	56.64	2.4		
29	932	49.16	2.7		
32	835	44.02	2.9		
39	693	36.52	3.4		
16	1687	88.97	0.86	K 77	4
18	1481	78.07	0.98	KF 77	4
19	1403	73.99	1.04	KA 77	4
22	1228	64.75	1.19	KAF 77	4
24	1106	58.34	1.32		
28	971	51.18	1.50		
31	856	45.16	1.70		
35	759	40.04	1.92		
40	668	35.20	2.2		
46	586	30.89	2.5		
32	841	44.32	0.92	K 67	4
37	728	38.39	1.06	KF 67	4
40	676	35.62	1.14	KA 67	4
47	573	30.22	1.34	KAF 67	4
52	517	27.28	1.49		
59	455	24.00	1.65		
63	430	22.66	1.71		
74	366	19.30	1.95		
81	333	17.54	2.1		
93	288	15.19	2.3		
107	251	13.22	2.5		
116	232	12.24	2.1		
136	198	10.42	2.4		
150	180	9.47	2.5		
47	574	30.28	0.98	K 57	4
52	519	27.34	1.09	KF 57	4
59	456	24.05	1.24	KA 57	4
63	431	22.71	1.31	KAF 57	4
73	367	19.34	1.47		
81	333	17.57	1.57		

输出转速 Output speed r/min	输出扭矩 Output torque Nm	传动比 Ratio i	使用系数 Service factor f_B	机型号 Type Type	极数 Pole p
3.0KW					
93	289	15.22	1.74	K 57	4
107	251	13.25	1.9	KF 57	4
119	226	11.92	1.7	KA 57	4
126	214	11.26	1.8	KAF 57	4
148	182	9.59	2.1		
163	165	8.71	2.2		
188	143	7.55	2.4		
216	125	6.57	2.6		
73	371	19.58	1.01	K 47	4
84	320	16.86	1.12	KF 47	4
90	301	15.86	1.19	KA 47	4
104	259	13.65	1.31	KAF 47	4
116	231	12.19	1.42		
121	223	11.77	1.18		
134	200	10.56	1.31		
156	173	9.1	1.53		
166	162	8.56	1.56		
193	140	7.36	1.68		
216	125	6.58	1.81		
244	110	5.81	1.96		
159	169	8.91	0.89	K 37	4
178	151	7.96	0.97	KF 37	4
209	129	6.8	1.09	KA 37	4
223	121	6.37	1.13	KAF 37	4
265	102	5.36	1.29		
4.0KW					
1.7	19697	825	2.4	K 187RF107	4
2.8	12272	514	3.8	KA 187RF107	4
0.57	59473	2519	0.79	K 187RF97	4
0.63	53547	2268	0.88	KA 187RF97	4
0.70	48494	2054	0.97		
0.79	42993	1821	1.09		
0.90	37894	1605	1.24		
1.0	32936	1395	1.43		
1.2	28237	1196	1.66		
1.4	24696	1046	1.90		
1.5	22240	942	2.0		
1.0	33101	1402	0.91	K 167RF97	4
1.1	30480	1291	0.99	KA 167RF97	4
1.3	25994	1101	1.16		
1.5	22288	944	1.35		
1.7	19903	843	1.51		
1.9	17873	757	1.68		
2.3	14874	630	2.0		
1.7	20163	854	0.84	K 157RF97	4
1.9	17849	756	0.95	KF 157RF97	4
2.5	13339	565	1.27	KA 157RF97	4
2.9	11876	503	1.42	KAF157RF97	4
3.3	10223	433	1.66		
2.7	12655	536	0.97	K 127RF87	4
3.0	11167	473	1.09	KF 127RF87	4
3.4	9869	418	1.24	KA 127RF87	4
3.9	8665	367	1.41	KAF127RF87	4
4.3	7901	330	1.55		
4.9	6943	290	1.76		
5.6	6057	253	2.0		
2.4	14341	599	0.85	K 127RF77	4
2.6	12905	539	0.95	KF 127RF77	4
3.0	11205	468	1.09	KA 127RF77	4
3.5	9816	410	1.24	KAF127RF77	4

输出转速 Output speed r/min	输出扭矩 Output torque Nm	传动比 Ratio i	使用系数 Service factor f_B	机型号 Type Type	极数 Pole p
4.0KW					
4.0	8404	351	0.89	K 107RF77	4
4.6	7350	307	1.02	KF 107RF77	4
5.1	6632	277	1.13	KA 107RF77	4
5.8	5818	243	1.29	KAF 107RF77	4
6.6	5148	215	1.46		
7.5	4525	189	1.66		
8.5	4022	168	1.68		
9.5	3567	149	1.9		
11	3232	135	2.0		
7.1	5032	199	0.80	K 97RF57	4
				KF 97RF57	4
				KA 97RF57	4
				KAF 97RF57	4
5.3	6825	134.94	1.8	K 127	8
5.8	6202	122.60	2.0	KF 127	8
6.4	5570	110.13	2.2	KA 127	8
				KAF 127	8
6.6	5464	146.07	2.2	K 127	6
7.1	5047	134.94	2.4	KF 127	6
7.8	4587	122.60	2.7	KA 127	6
8.7	4119	110.13	3.0	KAF 127	6
6.4	5605	110.83	1.34	K 107	8
7.1	5024	99.34	1.50	KF 107	8
7.9	4536	89.68	1.66	KA 107	8
8.7	4120	81.46	1.83	KAF 107	8
6.8	5309	141.93	1.42	K 107	6
8.0	4473	119.58	1.68	KF 107	6
8.7	4146	110.83	1.81	KA 107	6
9.7	3716	99.34	2.0	KAF 107	6
11	3354	89.68	2.2		
10	3527	141.46	2.1	K 107	4
12	2986	119.76	2.5	KF 107	4
13	2764	110.83	2.7	KA 107	4
14	2477	99.34	3.0	KAF 107	4
16	2236	89.68	3.4		
18	2031	81.46	3.7		
20	1802	72.27	4.2		
10	3498	140.28	1.16	K 97	4
12	3107	124.61	1.30	KF 97	4
14	2588	103.78	1.56	KA 97	4
15	2414	96.80	1.67	KAF 97	4
17	2157	86.52	1.87		
18	1942	77.89	2.1		
0	1759	70.54	2.3		
13	2872	115.16	0.88	K 87	4
14	2561	102.71	0.99	KF 87	4
17	2153	86.34	1.18	KA 87	4
18	1978	79.34	1.28	KAF 87	4
20	1757	70.46	1.44		
23	1571	63.00	1.62		
25	1412	56.64	1.80		
29	1226	49.16	2.1		
33	1098	44.02	2.3		
39	911	36.52	2.8		

K SERIES

K SERIES

输出转速 Output speed r/min	输出扭矩 Output torque Nm	传动比 Ratio i	使用系数 Service factor f_B	机型号 Type Type	极数 Pole p
4.0KW					
22	1615	64.75	0.90	K 77 KF 77 KA 77 KAF 77	4 4 4 4
25	1455	58.34	1.00		
28	1276	51.18	1.14		
32	1126	45.16	1.29		
36	998	40.04	1.46		
38	957	38.39	1.52		
41	878	35.20	1.66		
47	770	30.89	1.89		
49	730	29.27	2.0		
56	639	25.62	2.3		
62	576	23.08	2.5		
71	505	20.25	2.9		
48	754	30.22	1.02	K 67 KF 67 KA 67 KAF 67	4 4 4 4
53	680	27.28	1.13		
60	598	24.00	1.26		
64	565	22.66	1.30		
75	481	19.30	1.48		
82	437	17.54	1.59		
95	379	15.19	1.74		
109	330	13.22	1.91		
118	305	12.24	1.63		
138	260	10.42	1.81		
152	236	9.47	1.91		
176	204	8.20	2.02		
202	178	7.14	2.2		
60	600	24.05	0.94	K 57 KF 57 KA 57 KAF 57	4 4 4 4
63	566	22.71	1.00		
74	482	19.34	1.12		
82	438	17.57	1.19		
95	380	15.22	1.33		
109	330	13.25	1.45		
121	297	11.92	1.31		
128	281	11.26	1.39		
150	239	9.59	1.59		
165	217	8.71	1.69		
191	188	7.55	1.82		
219	164	6.57	1.98		
5.5KW					
0.79	59116	1821	0.80	K 187RF97 KA 187RF97	4 4
0.90	52104	1605	0.90		
1.0	45286	1395	1.04		
1.2	38826	1196	1.21		
1.4	33957	1046	1.38		
1.5	30580	942	1.54		
2.0	23926	737	2.0		
2.3	2095	619	2.3		
1.31	35742	1101	0.84	K 167RF97 KA 167RF97	4 4
1.5	30645	944	0.98		
1.7	27367	843	1.10		
1.9	24575	757	1.22		
2.3	20452	630	1.47		
2.6	18212	561	1.65		
3.0	15550	479	1.93		
3.4	13700	422	2.2		
2.2	21458	661	0.79	K 157RF97 KF 157RF97 KA 157RF97 KAF 157RF97	4 4 4 4
2.5	18342	565	0.92		
2.9	16329	503	1.04		
3.3	14057	433	1.20		
3.8	12271	378	1.38		
4.3	10778	332	1.57		

输出转速 Output speed r/min	输出扭矩 Output torque Nm	传动比 Ratio i	使用系数 Service factor f_B	机型号 Type Type	极数 Pole p
5.5KW					
3.4	13570	418	0.90	K 127RF87 KF 127RF87 KA 127RF87 KAF 127RF87	4 4 4 4
3.9	11914	367	1.03		
4.4	10713	330	1.14		
5.0	9414	290	1.30		
5.7	8213	253	1.49		
6.7	6980	215	1.75		
7.1	6590	203	1.71		
8.6	5454	168	2.1		
9.7	4805	148	2.3		
6.7	6980	215	1.08	K 107RF77 KF 107RF77 KA 107RF77 KAF 107RF77	4 4 4 4
7.6	6136	189	1.23		
8.6	5454	168	1.38		
9.7	4837	149	1.55		
11	4383	135	1.72		
4.8	10288	150.03	1.64	K 157 KF 157 KA 157 KAF 157	8 8 8 8
5.9	8423	122.83	2.0		
7.2	6833	99.65	2.5		
7.8	6338	92.42	2.7		
5.3	9253	134.94	1.3	K 127 KF 127 KA 127 KAF 127	8 8 8 8
5.9	8399	122.60	1.5		
6.5	7556	110.13	1.6		
8.1	6143	89.43	2.0		
7.1	6940	134.94	1.76	K 127 KF 127 KA 127 KAF 127	6 6 6 6
7.8	6299	122.60	1.94		
8.7	5667	110.13	2.2		
11	4599	89.43	2.7		
8.7	5700	110.83	1.32	K 107 KF 107 KA 107 KAF 107	6 6 6 6
9.7	5109	99.34	1.47		
11	4612	89.68	1.63		
12	4190	81.46	1.79		
10	4866	141.93	1.55	K 107 KF 107 KA 107 KAF 107	4 4 4 4
12	4100	119.58	1.83		
13	3800	110.83	1.98		
14	3406	99.34	2.2		
16	3075	89.68	2.4		
18	2793	81.46	2.7		
12	4273	124.61	0.95	K 97 KF 97 KA 97 KAF 97	4 4 4 4
14	3558	103.78	1.14		
15	3319	96.80	1.22		
17	2967	86.52	1.36		
18	2671	77.89	1.51		
20	2419	70.54	1.67		
23	2145	62.55	1.88		
25	1939	56.55	2.1		
30	1643	47.93	2.5		
17	2960	86.34	0.90	K 87 KF 87 KA 87 KAF 87	4 4 4 4
18	2720	79.34	0.95		
20	2416	70.46	1.05		
23	2160	63.00	1.15		
25	1942	56.64	1.30		
29	1686	49.16	1.51		
33	1509	44.02	1.68		
39	1252	36.52	2.0		
46	1076	31.39	2.4		
52	956	27.88	2.7		
32	1548	45.16	0.94	K 77 KF 77 KA 77 KAF 77	4 4 4 4
36	1373	40.04	1.06		
47	1059	30.89	1.38		
49	1004	29.27	1.45		
56	878	25.62	1.66		

输出转速 Output speed r/min	输出扭矩 Output torque Nm	传动比 Ratio i	使用系数 Service factor f_B	机型号 Type Type	极数 Pole p
5.5KW					
62	791	23.08	1.84	K 77 KF 77 KA 77 KAF 77	4 4 4 4
71	694	20.25	2.0		
81	613	17.87	2.2		
91	543	15.84	2.4		
107	464	13.52	2.7		
117	424	12.36	2.2		
133	371	10.81	2.5		
60	823	24.00	0.91	K 67 KF 67 KA 67 KAF 67	4 4 4 4
64	777	22.66	0.94		
75	662	19.30	1.08		
82	601	17.54	1.16		
95	521	15.19	1.26		
109	453	13.22	1.39		
118	420	12.24	1.19		
138	357	10.42	1.32		
152	325	9.47	1.39		
176	281	8.20	1.47		
202	245	7.14	1.61		
82	602	17.57	0.87	K 57 KF 57 KA 57 KAF 57	4 4 4 4
95	522	15.22	0.96		
109	454	13.25	1.06		
121	409	11.92	0.95		
128	386	11.26	1.01		
150	329	9.59	1.16		
165	299	8.71	1.23		
191	259	7.55	1.33		
219	225	6.57	1.44		
7.5KW					
1.8	36021	825	1.30	K 187RF107 KF 187RF107	4 4
2.0	31437	720	1.50		
2.4	26808	614	1.75		
1.2	52220	1196	0.90	K 187RF97 KA 187RF97	4 4
1.4	45670	1046	1.03		
1.5	41129	942	1.14		
2.0	32179	737	1.46		
2.4	27027	619	1.74		
2.8	22879	524	2.1		
1.7	36807	843	0.82	K 167RF97 KF 167RF97 KA 167RF97 KAF 167RF97	4 4 4 4
1.9	33052	757	0.91		
2.3	27507	630	1.09		
2.6	24494	561	1.23		
3.0	20914	479	1.44		
3.5	18425	422	1.63		
4.0	16024	367	1.88		
3.4	18906	433	0.89	K 157RF97 KF 157RF97 KA 157RF97 KAF 157RF97	4 4 4 4
3.9	16504	378	1.03		
4.4	14496	332	1.17		
5.0	12662	290	1.34		
4.4	14408	330	0.85	K 127RF87 KF 127RF87 KA 127RF87 KAF 127RF87	4 4 4 4
5.0	12662	290	0.97		
5.8	11046	253	1.11		
6.8	9387	215	1.30		
7.2	8863	203	1.38		
8.7	7335	168	1.67		
9.9	6462	148	1.89		
4.4	15382	164.44	2.0	K 167 KA 167	8 8
5.3	12623	135.38	2.4		
5.8	11537	164.44	2.61	K 167 KA 167	6 6
7.1	9467	135.38	3.18		

输出转速 Output speed r/min	输出扭矩 Output torque Nm	传动比 Ratio i	使用系数 Service factor f_B	机型号 Type Type	极数 Pole p
7.5KW					
6.4	10522	150.03	1.6	K 157 KF 157 KA 157 KAF 157	6 6 6 6
7.8	8614	122.83	2.0		
9.6	6989	99.65	2.4		
10	6482	92.42	2.6		
12	5593	79.75	3.0		
7.1	9464	134.94	1.29	K 127 KF 127 KA 127 KAF 127	6 6 6 6
7.8	8590	122.48	1.42		
8.7	7727	110.18	1.58		
11	6272	89.43	1.95		
10	6736	146.07	1.81	K 127 KF 127 KA 127 KAF 127	4 4 4 4
11	6223	134.94	1.96		
12	5648	122.60	2.2		
13	5081	110.13	2.4		
16	4124	89.43	3.0		
18	3805	82.52	3.2		
21	3272	70.95	3.7		
10	6545	141.93	1.15	K 107 KF 107 KA 107 KAF 107	4 4 4 4
12	5514	119.58	1.36		
13	5111	110.83	1.47		
15	4581	99.34	1.64		
16	4136	89.68	1.82		
18	3757	81.46	2.00		
20	3333	72.27	2.3		
22	3024	65.58	2.5		
26	2599	56.37	2.9		
30	2269	49.20	3.2		
35	1925	41.74	3.6		
40	1682	36.48	4.0		
15	4464	96.80	0.91	K 97 KF 97 KA 97 KAF 97	4 4 4 4
17	3990	86.52	1.01		
19	3592	77.89	1.13		
21	3253	70.54	1.24		
23	2884	62.55	1.40		
26	2608	56.55	1.55		
30	2210	47.93	1.83		
35	1931	41.87	2.1		
38	1766	38.30	2.3		
43	1579	34.23	2.6		
23	2905	63.00	0.87	K 87 KF 87 KA 87 KAF 87	4 4 4 4
26	2612	56.64	0.97		
30	2267	49.16	1.12		
33	2030	44.02	1.20		
40	1684	36.52	1.40		
47	1448	31.39	1.75		
52	1286	27.88	1.90		
59	1149	24.92	2.0		
65	1033	22.41	2.1		
75	897	19.45	2.4		
84	803	17.42	2.6		
92	736	15.95	2.3		
101	666	14.45	3.0		
47	1424	30.89	1.02	K 77 KF 77 KA 77 KAF 77	4 4 4 4
50	1350	29.27	1.08		
57	1181	25.62	1.23		
63	1064	23.08	1.37		
72	934	20.25	1.56		
82	824	17.87	1.65		
92	730	15.84	1.80		
108	623	13.52	2.0		
118	570	12.36	1.65		
135	499	10.81	1.87		
153	440	9.54	2.0		
173	390	8.46	2.1		
202	333	7.22	2.3		

K SERIES

K SERIES

输出转速 Output speed r/min	输出扭矩 Output torque Nm	传动比 Ratio i	使用系数 Service factor f_B	机型号 Type Type	极数 Pole p
11KW					
1.8	52831	825	0.89		
2.0	46107	720	1.02		
2.4	39319	614	1.20	K 187RF107	4
2.8	32915	514	1.43	KA 187RF107	4
3.3	28753	449	1.63		
4.0	23374	365	2.0		
2.0	47196	737	1.00	K 187RF97	4
2.4	39639	619	1.19	KA 187RF97	4
2.8	33556	524	1.40		
4.7	20044	313	1.50		
5.3	17482	273	1.72	K 167RF107	4
5.8	16009	250	1.88	KA 167RF107	4
6.7	13960	218	2.2		
7.2	13000	203	2.3		
2.6	35925	561	0.84		
3.0	30674	479	0.98	K 167RF97	4
3.5	27024	422	1.11	KA 167RF97	4
4.0	23502	367	1.28		
4.4	21260	332	0.80	K 157RF97	4
5.0	18571	290	0.91	KF 157RF97	4
				KA 157RF97	4
				KAF 157RF97	4
6.8	13768	215	0.89	K 127RF87	4
7.2	13000	203	0.94	KF 127RF87	4
8.7	10758	168	1.14	KA 127RF87	4
9.9	9478	148	1.29	KAF 127RF87	4
5.4	18313	135.38	1.64	K 167	8
6.6	14932	110.38	2.0	KA 167	8
5.9	16740	164.44	1.80	K 167	6
7.2	13782	135.38	2.2	KA 167	6
8.9	11122	164.44	2.7	K 167	4
11	9158	135.38	3.3	KA 167	4
5.9	16615	122.83	1.02	K 157	8
7.3	13480	99.65	1.26	KF 157	8
7.9	12502	92.42	1.35	KA 157	8
9.2	10788	79.75	1.57	KAF 157	8
6.5	15273	150.03	1.11		
7.9	12504	122.83	1.35	K 157	6
9.7	10144	99.65	1.67	KF 157	6
10	9408	92.42	1.80	KA 157	6
12	8119	79.75	2.1	KAF 157	6
9.7	10147	150.03	1.67	K 157	4
12	8308	122.83	2.0	KF 157	4
15	6740	99.65	2.5	KA 157	4
16	6251	92.42	2.7	KAF 157	4
11	9127	134.94	1.34		
12	8295	122.60	1.47	K 127	4
13	7449	110.13	1.64	KF 127	4
16	6049	89.43	2.0	KA 127	4
18	5581	82.52	2.2	KAF 127	4
21	4799	70.95	2.5		
13	7496	110.83	1.00	K 107	4
15	6719	99.34	1.12	KF 107	4
16	6066	89.68	1.24	KA 107	4
18	5510	81.46	1.36	KAF 107	4

输出转速 Output speed r/min	输出扭矩 Output torque Nm	传动比 Ratio i	使用系数 Service factor f_B	机型号 Type Type	极数 Pole p
11KW					
20	4888	72.27	1.54		
22	4435	65.58	1.70	K 107	4
26	3813	56.37	1.97	KF 107	4
30	3328	49.2	2.2	KA 107	4
35	2823	41.74	2.5	KAF 107	4
40	2467	36.48	2.7		
21	4771	70.54	0.85		
23	4231	62.55	0.96		
26	3825	56.55	1.06		
30	3242	47.93	1.25		
35	2832	41.87	1.43	K 97	4
38	2590	38.3	1.56	KF 97	4
43	2315	34.23	1.75	KA 97	4
47	2085	30.82	1.94	KAF 97	4
52	1888	27.91	2.1		
59	1674	24.75	2.4		
65	1513	22.37	2.7		
33	2977	44.02	0.82		
40	2470	36.52	0.95		
47	2123	31.39	1.20		
52	1886	27.88	1.30		
59	1685	24.92	1.39		
65	1516	22.41	1.43		
75	1315	19.45	1.64	K 87	4
84	1178	17.42	1.76	KF 87	4
92	1079	15.95	1.57	KA 87	4
101	977	14.45	2.0	KAF 87	4
116	849	12.56	2.2		
131	753	11.13	1.9		
147	674	9.96	2.1		
177	559	8.27	2.4		
203	486	7.19	2.5		
63	1561	23.08	0.93		
72	1370	20.25	1.03		
82	1209	17.87	1.13		
92	1071	15.84	1.23	K 77	4
108	914	13.52	1.38	KF 77	4
118	836	12.36	1.12	KA 77	4
135	731	10.81	1.27	KAF 77	4
153	645	9.54	1.37		
173	572	8.46	1.46		
202	488	7.22	1.57		
15KW					
2.4	53617	614	0.88		
2.8	44884	514	1.05	K 187RF107	4
3.3	39208	449	1.20	KA 187RF107	4
4.0	31873	365	1.47		
5.4	23403	268	2.0		
4.7	27332	313	1.10		
5.3	23839	273	1.26		
5.8	21831	250	1.38	K 167RF107	4
6.7	19037	218	1.58	KA 167RF107	4
7.2	17727	203	1.70		
7.9	16155	185	1.86		
9.0	14234	163	2.1		
6.2	20696	237	0.82		
7.0	18338	210	0.92	K 157RF107	4
7.9	16068	184	1.05	KF 157RF107	4
9.4	13535	155	1.25	KA 157RF107	4
12	11003	126	1.54	KAF 157RF107	4
13	9606	110	1.76		

K SERIES

输出转速 Output speed r/min	输出扭矩 Output torque Nm	传动比 Ratio i	使用系数 Service factor f_B	机型号 Type Type	极数 Pole p
15KW					
5.4	25096	180 .78	1.87	K 187	6
6.0	22285	160.53	2.1	KA 187	6
7.2	18793	135.38	1.60	K 167	6
8.8	15324	110.39	1.96	KA 167	6
8.9	15166	164.44	1.98	K 167	4
11	12486	135.38	2.41	KA 167	4
7.9	16990	122.39	1.00		
9.7	13833	99.65	1.22	K 157	6
10	12830	92.42	1.32	KF 157	6
12	11071	79.75	1.53	KA 157	6
14	9770	70.38	1.73	KAF 157	6
9.7	138.37	150.03	1.22		
12	11329	122.83	1.49	K 157	4
15	9191	99.65	1.84	KF 157	4
16	8524	92.42	2.0	KA 157	4
18	7355	79.75	2.3	KAF 157	4
11	12445	134.94	0.97		
12	11307	122.60	1.08		
13	10157	110.13	1.20		
16	8284	89.43	1.48	K 127	4
18	7611	82.52	1.61	KF 127	4
21	6544	70.95	1.87	KA 127	4
23	5774	62.60	2.1	KAF 127	4
27	4987	54.07	2.5		
31	4410	47.82	2.8		
16	8271	89.68	0.91		
18	7513	81.46	1.00		
20	6665	72.27	1.13		
22	6048	65.58	1.24		
26	5199	56.37	1.45	K 107	4
30	4538	49.2	1.62	KF 107	4
35	3850	41.74	1.80	KA 107	4
40	3365	36.48	2.0	KAF 107	4
45	2972	32.22	2.3		
47	2844	30.84	2.2		
51	2637	28.59	2.6		
30	4421	47.93	0.91		
35	3862	41.87	1.05		
38	3532	38.3	1.14		
43	3157	34.23	1.28	K 97	4
47	2843	30.82	1.42	KF 97	4
52	2574	27.91	1.57	KA 97	4
59	2283	24.75	1.77	KAF 97	4
65	2063	22.37	1.96		
77	1749	18.96	2.3		
88	1527	16.56	2.6		
47	2895	31.39	0.88		
52	2571	27.88	0.99		
59	2298	24.92	1.10		
65	2067	22.41	1.23		
75	1794	19.45	1.41		
84	1607	17.42	1.58	K 87	4
92	1471	15.95	1.15	KF 87	4
101	1333	14.45	1.48	KA 87	4
116	1158	12.56	2.2	KAF 87	4
131	1027	11.13	1.37		
147	919	9.96	1.53		
177	763	8.27	1.73		
203	663	7.19	1.84		

输出转速 Output speed r/min	输出扭矩 Output torque Nm	传动比 Ratio i	使用系数 Service factor f_B	机型号 Type Type	极数 Pole p
18.5KW					
2.9	54981	514	0.85		
3.3	48028	449	0.98	K 187RF107	6
4.0	39043	365	1.20	KA 187RF107	6
5.5	28667	268	1.64		
6.5	24281	227	1.9		
4.7	33481	313	0.90		
5.4	29202	273	1.03		
5.9	26742	250	1.12		
6.7	23319	218	1.29	K 187RF107	4
7.2	21714	203	1.39	KA 187RF107	4
7.9	19789	185	1.52		
9.0	17436	163	1.73		
11	14868	139	2.0		
12	12943	121	2.3		
8.0	19682	184	0.86	K 157RF107	4
9.5	16580	155	1.02	KF 157RF107	4
12	13478	126	1.26	KA 157RF107	4
13	11766	110	1.44	KAF 157RF107	4
5.4	30951	180.78	1.52		
6.0	27484	160.53	1.71	K 187	6
6.7	24745	144.53	1.9	KA 187	6
7.4	22317	130.35	2.1		
8.1	20424	180.78	2.3		
9.2	18136	160.53	2.6	K 187	4
10	16328	144.53	2.9	KA 187	4
11	14726	130.35	3.2		
11	15195	134.5	1.98	K 167	4
13	12471	110.39	2.4	KA 167	4
17	9851	87.20	3.1		
10	17061	99.65	0.99	K 157	6
11	15823	92.45	1.08	KF 157	6
12	13654	79.75	1.24	KA 157	6
14	12050	70.38	1.4	KAF 157	6
12	13827	122.39	1.22		
15	11258	99.65	1.50		
16	10441	92.42	1.62	K 157	4
18	9010	79.75	1.88	KF 157	4
21	7951	70.38	2.1	KA 157	4
24	6894	61.02	2.5	KAF 157	4
27	6133	54.29	2.8		
31	5286	46.79	3.2		
39	4295	38.02	3.9		
13	12442	110.13	0.98		
16	10103	89.43	1.21		
18	9323	82.52	1.31		
21	8016	70.95	1.52	K 127	4
23	7072	62.60	1.73	KF 127	4
27	6109	54.07	2.0	KA 127	4
31	5403	47.82	2.3	KAF 127	4
37	4540	40.19	2.7		
41	4121	36.48	3.0		
47	3544	31.36	3.4		
53	3127	27.67	3.9		
20	8165	72.27	0.92		
22	7409	65.58	1.01	K 107	4
26	6368	56.37	1.18	KF 107	4
30	5558	49.2	1.35	KA 107	4
35	4716	41.74	1.47	KAF 107	4
40	4121	36.48	1.64		

K SERIES

18.5KW

输出转速 Output speed r/min	输出扭矩 Output torque Nm	传动比 Ratio i	使用系数 Service factor f_B	机型号 Type Type	极数 Pole p
46	3640	32.22	1.86	K 107 KF 107 KA 107 KAF 107	4 4 4 4
48	3484	30.84	1.83		
51	3230	28.59	2.1		
57	2931	25.94	2.3		
66	2519	22.30	2.7		
76	2199	19.46	3.1		
89	1865	16.51	3.6		
35	4730	41.87	0.85	K 97 KF 97 KA 97 KAF 97	4 4 4 4
48	3482	30.82	1.16		
53	3153	27.91	1.28		
59	2796	24.75	1.45		
66	2527	22.37	1.60		
78	2142	18.96	1.9		
89	1871	16.56	2.2		
106	1565	13.85	2.6		
123	1355	11.99	2.7		
59	2815	24.92	0.83	K 87 KF 87 KA 87 KAF 87	4 4 4 4
66	2532	22.41	0.85		
76	2197	19.45	0.98		
84	1968	17.42	1.05		
102	1633	14.45	1.21		
117	1419	12.56	1.32		
132	1257	11.13	1.12		
148	1125	9.96	1.25		
178	934	8.27	1.41		
204	812	7.19	1.50		

22KW

输出转速 Output speed r/min	输出扭矩 Output torque Nm	传动比 Ratio i	使用系数 Service factor f_B	机型号 Type Type	极数 Pole p
3.3	57114	449	0.82	K 187RF107 KA 187RF107	4 4
4.0	46428	365	1.01		
5.5	34091	268	1.38		
6.5	28875	227	1.63		
7.4	25313	199	1.86		
8.8	21370	168	2.2		
5.4	34727	273	0.87	K 167RF107 KA 167RF107	4 4
5.9	31801	250	0.95		
6.7	27730	218	1.08		
7.2	25822	203	1.16		
7.9	23533	185	1.28		
9.0	20734	163	1.45		
11	17681	139	1.70		
12	15392	121	2.0		
9.5	19717	155	0.86	K 157RF107 KF 157RF107 KA 157RF107 KAF 157RF107	4 4 4 4
12	16028	126	1.06		
13	13992	110	1.21		
5.4	36807	180.78	1.28	K 187 KA 187	6 6
6.0	32684	160.53	1.44		
6.7	29427	144.53	1.60		
7.4	26540	130.35	1.77		
8.6	23044	113.18	2.0		
8.1	24288	180.78	1.94	K 187 KA 187	4 4
9.2	21567	160.53	2.2		
10	19418	144.53	2.4		
11	17512	130.35	2.7		
11	18070	134.5	1.66	K 167 KA 167	4 4
13	14831	110.39	2.0		
17	11715	87.20	2.6		
19	10460	77.86	2.9		

22KW

输出转速 Output speed r/min	输出扭矩 Output torque Nm	传动比 Ratio i	使用系数 Service factor f_B	机型号 Type Type	极数 Pole p
9.7	20289	99.65	0.83	K 157 KF 157 KA 157 KAF 157	6 6 6 6
11	18817	92.42	0.90		
12	16237	79.75	1.04		
14	14330	70.38	1.18		
16	12424	61.02	1.36		
12	16502	122.83	1.03	K 157 KF 157 KA 157 KAF 157	4 4 4 4
15	13388	99.65	1.26		
16	12417	92.42	1.36		
18	10714	79.75	1.58		
21	9456	70.38	1.79		
24	8198	61.02	2.1		
27	7294	54.29	2.3		
31	6286	46.79	2.7		
39	5108	38.02	3.3		
16	12015	89.43	1.02	K 127 KF 127 KA 127 KAF 127	4 4 4 4
18	11087	82.52	1.10		
21	9532	70.95	1.28		
23	8410	62.60	1.45		
27	7264	54.07	1.68		
31	6425	47.82	1.90		
37	5400	40.19	2.3		
40	4901	36.48	2.5		
47	4215	31.36	2.9		
53	3719	27.67	3.3		
61	3212	23.90	3.8		
70	2841	21.14	4.3		
26	7573	56.37	0.99	K 107 KF 107 KA 107 KAF 107	4 4 4 4
30	6610	49.20	1.11		
35	5608	41.74	1.23		
40	4901	36.48	1.38		
46	4329	32.22	1.56		
48	4143	30.84	1.54		
51	3841	28.59	1.76		
57	3485	25.94	1.94		
66	2996	22.30	2.3		
76	2614	19.46	2.6		
89	2218	16.51	3.0		
102	1939	14.43	3.3		
109	1815	13.51	2.2		
125	1584	11.79	2.6		
147	1343	10	2.9		
48	4141	30.82	0.98	K 97 KF 97 KA 97 KAF 97	4 4 4 4
53	3750	27.91	1.08		
59	3325	24.75	1.22		
66	3005	22.37	1.34		
78	2547	18.96	1.59		
89	2225	16.56	1.82		
106	1861	13.85	2.2		
123	1611	11.99	2.3		
137	1439	10.71	1.87		
164	1202	8.95	2.1		
76	2613	19.45	0.83	K 87 KF 87 KA 87 KAF 87	4 4 4 4
84	2340	17.42	0.88		
102	1941	14.45	1.02		
117	1687	12.56	1.11		
132	1495	11.13	0.94		
148	1338	9.96	1.05		
178	1111	8.27	1.18		
204	966	7.19	1.27		

30KW

输出转速 Output speed r/min	输出扭矩 Output torque Nm	传动比 Ratio i	使用系数 Service factor f_B	机型号 Type Type	极数 Pole p
5.5	49099	268	0.96	K 187RF107 KA 187RF107	4 4
6.5	41587	227	1.13		
7.4	36458	199	1.29		
8.8	30778	168	1.5		
6.7	39938	218	0.75	K 187RF107 KA 187RF107	4 4
7.2	37190	203	0.81		
7.9	33893	185	0.89		
9.0	29862	163	1.01		
11	25465	139	1.18		
12	22168	121	1.36		
8.1	33120	180.78	1.42	K 187 KA 187	4 4
8.9	30423	166.06	1.54		
10	26478	144.53	1.78		
11	23996	130.98	1.96		
13	20735	113.18	2.3		
14	18813	102.69	2.5		
17	16206	88.46	2.9		
13	20048	109.43	1.50	K 167 KA 167	4 4
17	15975	87.20	1.88		
19	14554	79.44	2.1		
22	12427	67.83	2.4		
24	11088	60.52	2.7		
15	18256	99.65	0.93	K 157 KF 157 KA 157 KAF 157	4 4 4 4
16	16932	92.42	1.00		
18	14611	79.75	1.16		
21	12894	70.38	1.31		
24	11179	61.02	1.51		
27	9946	54.29	1.70		
31	8572	46.79	1.97		
39	6965	38.02	2.4		
47	5734	31.30	3.0		
21	12998	70.95	0.94	K 127 KF 127 KA 127 KAF 127	4 4 4 4
23	11469	62.60	1.07		
27	9906	54.07	1.23		
31	8761	47.82	1.39		
37	7363	40.19	1.66		
40	6683	36.48	1.83		
47	5747	31.36	2.1		
53	5071	27.67	2.4		
61	4380	23.90	2.8		
35	7647	41.74	0.90	K 107 KF 107 KA 107 KAF 107	4 4 4 4
40	6683	36.48	1.01		
46	5903	32.22	1.08		
51	5238	28.59	1.29		
57	4752	25.94	1.42		
66	4085	22.30	1.66		
76	3565	19.46	1.90		
89	3025	16.51	2.19		
102	2644	14.43	2.45		
109	2475	13.51	1.63		
125	2160	11.79	1.87		
147	1832	10.00	2.15		
168	1601	8.74	2.39		
59	4534	24.75	0.89	K 97 KF 97 KA 97 KAF 97	4 4 4 4
66	4098	22.37	0.99		
78	3474	18.96	1.16		
89	3034	16.56	1.33		
106	2537	13.85	1.59		
123	2197	11.99	1.66		
137	1962	10.71	1.37		
164	1640	8.95	1.52		

37KW

输出转速 Output speed r/min	输出扭矩 Output torque Nm	传动比 Ratio i	使用系数 Service factor f_B	机型号 Type Type	极数 Pole p
5.5	56947	268	0.83	K 187RF107 KA 187RF107	4 4
6.5	48235	227	0.97		
7.4	42285	199	1.11		
8.8	35698	168	1.32		
8.0	39310	185	0.77	K 167RF107 KA 167RF107	4 4
9.1	34635	163	0.87		
11	29536	139	1.02		
12	25711	121	1.17		
8.2	40572	180.78	1.16	K 187 KA 187	4 4
8.9	37268	166.06	1.26		
10	32436	144.53	1.45		
11	29395	130.98	1.60		
13	25400	113.18	1.85		
14	23046	102.69	2.0		
17	19853	88.46	2.4		
14	24559	109.43	1.22	K 167 KA 167	4 4
17	19646	87.54	1.53		
19	17828	78.44	1.69		
22	15301	68.18	2.0		
24	13582	60.52	2.2		
35	9592	42.74	3.1		
16	20741	92.42	0.80	K 157 KF 157 KA 157 KAF 157	4 4 4 4
19	17898	79.75	0.95		
21	15795	70.38	1.07		
24	13694	61.02	1.24		
27	12184	54.29	1.39		
32	10501	46.79	1.61		
39	8533	38.02	1.98		
47	7025	31.30	2.4		
24	14049	62.60	0.87	K 127 KF 127 KA 127 KAF 127	4 4 4 4
27	12135	54.07	1.01		
31	10732	47.82	1.14		
37	9020	40.19	1.35		
41	8187	36.48	1.49		
47	7040	31.36	1.74		
53	6212	27.67	1.97		
62	5366	23.90	2.3		
70	4747	21.14	2.6		
83	3988	17.77	3.1		
103	3220	14.35	3.5		
116	2870	12.78	2.8		
138	2410	10.74	3.1		
171	1948	8.68	3.5		
41	8187	36.48	0.83	K 107 KF 107 KA 107 KAF 107	4 4 4 4
48	6921	30.84	0.92		
52	6416	28.59	1.05		
57	5822	25.94	1.16		
66	5005	22.3	1.35		
76	4367	19.46	1.55		
90	3705	16.51	1.79		
103	3238	14.43	2.00		
110	3032	13.51	1.33		
126	2646	11.79	1.53		
148	2244	10.00	1.75		
169	1961	8.74	1.95		

K SERIES

K SERIES

输出转速 Output speed r/min	输出扭矩 Output torque Nm	传动比 Ratio i	使用系数 Service factor f_B	机型号 Type Type	极数 Pole p
45KW					
6.5	58664	227	0.80	K 187RF107	4
7.4	51428	199	0.91	KA 187RF107	4
8.8	43416	168	1.08		
11	35922	139	0.84	K 167RF107	4
12	31270	121	0.96	KA 167RF107	4
8.2	49344	180.78	0.95		
8.9	45326	166.06	1.04		
10	39449	144.53	1.19		
11	35751	130.98	1.31	K 187	4
13	30892	113.18	1.52	KA 187	4
14	28029	102.69	1.68		
17	24145	88.46	1.9		
20	20291	74.34	2.3		
14	29689	109.43	1.01		
17	23894	87.54	1.26		
19	21683	79.44	1.42		
22	18610	68.16	1.62	K 167	4
24	16519	60.52	1.82	KA 167	4
29	14079	51.58	2.1		
35	11666	42.74	2.6		
21	19210	70.38	0.88		
24	16655	61.02	1.02		
27	14818	54.29	1.14		
32	12771	46.79	1.32	K 157	4
39	10378	38.02	1.63	KF 157	4
47	8543	31.30	2.0	KA 157	4
54	7539	27.62	2.2	KAF 157	4
62	6537	23.95	2.6		
69	5817	21.31	2.9		
81	5014	18.37	3.4		
31	13052	47.82	0.94		
37	10970	40.19	1.11		
41	9957	36.48	1.23		
47	8562	31.36	1.43		
53	7555	27.67	1.62	K 127	4
62	6526	23.90	1.87	KF 127	4
70	5773	21.14	2.1	KA 127	4
83	4850	17.77	2.5	KAF 127	4
103	3917	14.35	2.9		
116	3491	12.78	2.3		
138	2931	10.74	2.6		
171	2369	8.68	2.9		
52	7804	28.59	0.87		
57	7080	25.94	0.96		
66	6087	22.30	1.11		
76	5312	19.46	1.27	K 107	4
90	4506	16.51	1.47	KF 107	4
103	3939	14.43	1.64	KA 107	4
110	3688	13.51	1.10	KAF 107	4
126	3218	11.79	1.26		
148	2729	10.00	1.44		
169	2386	8.74	1.60		
55KW					
10	45904	145.33	1.02		
11	41371	130.98	1.14		
13	36261	114.80	1.30	K 187	4
14	32436	102.69	1.45	KA 187	4
17	29511	88.46	1.59		
20	24800	74.34	1.90		
23	21474	64.37	2.19		

输出转速 Output speed r/min	输出扭矩 Output torque Nm	传动比 Ratio i	使用系数 Service factor f_B	机型号 Type Type	极数 Pole p
55KW					
17	29204	87.54	1.03		
19	25974	77.86	1.16		
22	22745	68.18	1.32	K 167	4
24	20263	60.74	1.48	KA 167	4
29	17207	51.58	1.75		
35	14258	42.74	2.1		
41	12170	36.48	2.5		
24	20357	61.02	0.83		
27	18111	54.29	0.93		
32	15609	46.79	1.08		
39	12684	38.02	1.33		
47	10442	31.30	1.62	K 157	4
54	9214	27.62	1.84	KF 157	4
62	7990	23.95	2.1	KA 157	4
69	7109	21.31	2.4	KAF 157	4
81	6128	18.37	2.8		
99	4977	14.92	3.4		
117	4220	12.65	3.8		
37	13408	40.19	0.91		
47	10465	31.36	1.17		
53	9234	27.67	1.32		
62	7976	23.90	1.53	K 127	4
70	7056	21.14	1.73	KF 127	4
83	5928	17.77	2.06	KA 127	4
103	4787	14.35	2.38	KAF 127	4
116	4267	12.78	1.88		
138	3583	10.74	2.1		
171	2896	8.68	2.3		
75KW					
11	59298	130.35	0.79		
13	52224	114.80	0.90		
14	27016	103.35	1.00		
17	40242	88.46	1.17	K 187	4
20	33818	74.34	1.39	KA 187	4
23	29283	64.37	1.61		
28	24402	53.64	1.9		
32	20803	45.73	2.3		
19	35420	77.86	0.85		
22	30857	67.83	0.97		
24	27531	60.52	1.09		
29	23496	51.65	1.28	K 167	4
34	19598	43.08	1.53	KA 167	4
41	16595	36.48	1.81		
46	14616	32.13	2.1		
52	13042	28.67	2.3		
61	11114	24.43	2.7		
39	17296	38.02	0.98		
47	14239	31.30	1.19		
54	12565	27.62	1.35	K 157	4
62	10895	23.95	1.55	KF 157	4
69	9694	21.31	1.75	KA 157	4
81	8357	18.37	2.0	KAF 157	4
99	6787	14.92	2.5		
117	5755	12.65	2.9		
47	14271	31.36	0.86		
53	12592	27.67	0.97		
62	10877	23.90	1.12	K 127	4
70	9621	21.14	1.27	KF 127	4
83	8084	17.77	1.51	KA 127	4
103	6528	14.35	1.74	KAF 127	4
114	5900	12.78	1.36		
138	4886	10.74	1.54		
171	3949	8.68	1.72		

输出转速 Output speed r/min	输出扭矩 Output torque Nm	传动比 Ratio i	使用系数 Service factor f_B	机型号 Type Type	极数 Pole p
90KW					
14	56058	102.69	0.84		
16	51134	93.67	0.92		
19	42242	77.38	1.11		
23	34139	64.37	1.34	K 187	4
28	29282	53.64	1.61	KA 187	4
31	26427	48.41	1.8		
34	23796	43.59	2.0		
38	21170	38.78	2.2		
22	37028	67.83	0.81		
24	33038	60.52	0.91		
29	28157	51.58	1.07		
35	23332	42.47	1.29		
40	19953	36.55	1.51	K 167	4
45	17807	32.62	1.69	KA 167	4
52	15651	28.67	1.92		
61	13336	24.43	2.3		
73	11054	20.25	2.7		
86	9433	17.28	3.2		
39	20755	38.02	0.82		
47	17087	31.30	0.99		
54	15078	27.62	1.12	K 157	4
62	13074	23.95	1.29	KF 157	4
69	11633	21.31	1.45	KA 157	4
81	10028	18.37	1.69	KAF 157	4
99	8145	14.92	2.1		
117	6906	12.65	2.5		
110KW					
17	58625	88.46	0.80		
20	49267	74.34	0.95		
21	46173	69.67	1.02		
24	41853	63.14	1.12	K 187	4
33	30307	45.73	1.55	KA 187	4
35	28332	42.75	1.66		
38	26178	39.50	1.80		
42	23441	35.37	2.0		
53	18610	28.08	2.5		
29	34184	51.58	0.88		
35	28325	42.74	1.06		
41	24176	36.48	1.24		
46	21618	32.62	1.39	K 167	4
54	18378	27.73	1.64	KA 167	4
61	16191	24.43	1.86		
74	13420	20.25	2.2		
86	11452	17.28	2.6		
62	15872	23.95	1.07	K 157	4
70	14123	21.31	1.20	KF 157	4
81	12174	18.37	1.39	KA 157	4
100	9888	14.92	1.71	KAF 157	4
118	8384	12.65	2.0		

输出转速 Output speed r/min	输出扭矩 Output torque Nm	传动比 Ratio i	使用系数 Service factor f_B	机型号 Type Type	极数 Pole p
132KW					
20	59121	74.34	0.79		
23	51192	64.37	0.92		
28	42659	53.64	1.10		
31	38499	48.41	1.22		
34	34666	43.59	1.36	K 187	4
38	30841	38.78	1.52	KA 187	4
45	26570	33.41	1.77		
53	22331	28.08	2.1		
61	19333	24.31	2.3		
74	16112	20.26	2.6		
86	13734	17.27	2.8		
35	33990	42.74	0.88		
41	29012	36.48	1.04		
46	25942	32.62	1.16	K 167	4
51	22053	27.73	1.36	KA 167	4
61	19429	24.43	1.55		
74	16104	20.25	1.87		
86	13742	17.28	2.2		
62	19047	23.95	0.89	K 157	4
70	16947	21.31	1.00	KF 157	4
81	14609	18.37	1.16	KA 157	4
100	11866	14.92	1.43	KAF 157	4
118	10060	12.65	1.59		
160KW					
28	51708	53.64	0.91		
33	44082	45.73	1.07		
42	34096	35.37	1.38	K 187	4
47	30693	31.84	1.53	KA 187	4
61	23434	24.31	1.9		
74	19530	20.26	2.1		
86	16648	17.27	2.3		
41	35166	36.48	0.86		
62	23338	24.21	1.29	K 167	4
73	19800	20.54	1.52	KA 167	4
86	16657	17.28	1.81		
81	17708	18.37	0.96	K 157	4
100	14382	14.92	1.18	KF 157	4
118	12194	12.65	1.39	KA 157	4
				KAF 157	4
200KW					
33	55103	45.73	0.85		
45	40258	33.41	1.17		
47	38366	31.84	1.23	K 187	4
59	30618	25.41	1.54	KA 187	4
74	24413	20.26	1.69		
86	20810	17.27	1.87		
61	29437	24.43	1.02	K 167	4
73	24750	20.54	1.22	KA 167	4
86	20906	17.35	1.44		
100	17978	14.92	0.94	K 157	4
118	15243	12.65	1.05	KF 157	4
				KA 157	4
				KAF 157	4

K SERIES

Mamax Permissible torque Nm	输出转速 Output speed r/min	传动比 Ratio i	机型号 Type Type	功率 Power kW/4P
200	5.0	279	K 37RF17 KF 37RF17 KA 37RF17 KAF 37RF17	0.18
	5.2	267		
	5.9	234		
	6.8	205		
	7.7	181		0.25
	8.7	160		
	10	136		
	11	127		
	13	110		0.37
	14	96		
400	2.5	552	K 47RF37 KF 47RF37 KA 47RF37 KAF 47RF37	0.18
	2.8	495		
	3.3	416		
	3.7	375		0.25
	4.3	326		
	4.8	289		
	5.6	250		0.37
	6.3	219		
	7.2	193		
	8.3	167		0.55
	9.3	149		
	11	128		
600	1.5	906	K 57RF37 KF 57RF37 KA 57RF37 KAF 57RF37	0.18
	1.7	806		
	2.0	699		
	2.3	615		
	2.6	544		0.25
	2.9	473		
	3.3	421		
	3.8	362		0.37
	4.4	319		
	5.1	273		
	5.8	240		0.55
	6.5	215		
	7.2	192		
	8.4	166		0.75
	9.9	141		
	11	126		
	13	108		1.10
	15	95		
820	1.2	1171	K 67RF37 KF 67RF37 KA 67RF37 KAF 67RF37	0.18
	1.3	1034		
	1.5	903		
	1.8	793		
	2.0	697		0.25
	2.3	613		
	2.6	542		
	3.0	471		0.37
	3.3	420		
	3.9	361		0.55
	4.3	323		
	5.1	272		
	5.8	240		
	6.4	217		0.75
	7.3	191		
1550	0.59	2370	K 77RF37 KF 77RF37 KA 77RF37 KAF 77RF37	0.18
	0.68	2050		
	0.78	1772		
	0.92	1514		

Mamax Permissible torque Nm	输出转速 Output speed r/min	传动比 Ratio i	机型号 Type Type	功率 Power kW/4P
1550	1.0	1388	K 77RF37 KF 77RF37 KA 77RF37 KAF 77RF37	0.25
	1.1	1218		
	1.3	1053		
	1.5	924		0.37
	1.7	815		
	2.0	709		
	2.2	622		0.55
	2.5	552		
	2.9	485		
	3.2	428		0.75
	3.9	358		
	4.3	320		1.1
	4.9	283		
	5.7	246		
2700	0.34	4037	K 87RF57 KF 87RF57 KA 87RF57 KAF 87RF57	0.18
	0.39	3609		
	0.45	3107		
	0.51	2728		
	0.59	2371		0.25
	0.67	2088		
	0.75	1854		
	0.84	1658		0.37
	0.98	1415		
	1.1	1229		
	1.3	1078		0.55
	1.5	951		
	1.7	837		
	1.9	726		0.75
	2.2	638		
	2.5	562		1.1
	3.0	474		
	3.3	426		
	3.8	373		1.5
	4.2	330		
	4.8	293		2.2
	5.6	250		
	5.9	236		
	7.0	201		
4300	0.23	6027	K 97RF57 KF 97RF57 KA 97RF57 KAF 97RF57	0.18
	0.26	5392		
	0.30	4669		
	0.34	4082		
	0.39	3583		0.25
	0.45	3108		
	0.51	2757		0.37
	0.58	2419		
	0.66	2123		
	0.75	1856		0.55
	0.86	1625		
	0.98	1430		
	1.1	1261		
	1.3	1102		0.75
	1.5	957		
	1.6	855		1.1
	1.9	743		
	2.1	651		
	2.4	573		1.5
	2.8	504		
	3.2	437		2.2
	3.6	382		
	4.1	342		

◎表上所配动率均有超载，按实际条件确定的转矩不得大于减速机额定转矩。

◎The power are all overload in the table.The decided torque according to operating condition should not more than gear units’ nominal torque.

Mamax Permissible torque Nm	输出转速 Output speed r/min	传动比 Ratio i	机型号 Type Type	功率 Power kW/4P
4300	4.6	305	K 97RF57 KF 97RF57 KA 97RF57 KAF 97RF57	3.0
	5.4	258		
	6.0	232		
	7.1	199		4.0
8000	0.13	105.28	K 107RF57 KF 107RF57 KA 107RF57 KAF 107RF57	0.18
	0.15	9391		
	0.17	8211		
	0.19	7167		0.25
	0.23	6097		
	0.25	5582		
	0.27	5065		0.37
	0.32	4299		
	0.37	3757		
	0.43	3236		0.55
	0.48	2869		
	0.56	2504		
	0.63	2203		0.75
	0.74	1869		
	0.83	1689		1.1
	0.91	1533		
	1.1	1317		
	1.2	1150		1.5
	1.4	1015		
	1.6	871		
	1.8	782		2.2
	2.0	686		
	2.3	606		
	2.7	515		3.0
	3.1	455		
	3.6	402		4.0
	4.1	351		
	4.7	307		5.5
	5.2	277		
	5.9	243		
13000	0.08	17550	K 127RF77 KF 127RF77 KA 127RF77 KAF 127RF77	0.18
	0.09	16006		
	0.09	14975		
	0.11	12440		
	0.13	10914		0.25
	0.14	9819		
	0.16	8443		0.37
	0.19	7483		
	0.21	6565		
	0.24	5804		0.55
	0.28	5027		
	0.31	4423		
	0.37	3801		
	0.43	3237		0.75
	0.47	2941		
	0.55	2548		1.1
	0.63	2218		
	0.72	1926		
	0.79	1757		1.5
	0.90	1541		
	1.0	1342		2.2
	1.2	1177		
	1.4	1025		

Mamax Permissible torque Nm	输出转速 Output speed r/min	传动比 Ratio i	机型号 Type Type	功率 Power kW/4P
13000	1.5	899	K 127RF77 KF 127RF77 KA 127RF77 KAF 127RF77	3.0
	1.8	790		
	2.0	690		
	2.3	599		4.0
	2.6	539		
	3.0	468		5.5
	3.4	410		
	2.6	536	K 127RF87 KF 127RF87 KA 127RF87 KAF 127RF87	4.0
	2.9	473		5.5
	3.3	418		
	3.8	367		7.5
	4.2	330		
	4.8	290		
18000	0.08	17679	K 157RF97 KF 157RF97 KA 157RF97 KAF 157RF97	0.55
	0.09	15729		
	0.09	14721		
	0.11	13097		
	0.12	11368		
	0.14	10114		
	0.16	8718		
	0.18	7734		
	0.27	5074		1.1
	0.31	4514		
	0.35	3974		
	0.40	3516		
	0.46	3047		
	0.48	2899		1.5
	0.60	2319		
	0.69	2026		2.2
	0.77	1802		
	0.83	1680		
	1.0	1365		
	1.1	1229		3.0
	1.3	1093		
	1.5	942		4.0
	1.6	854		
	1.8	756		
	2.1	661		5.5
	2.5	565		
	2.9	503		7.5
	3.3	433		
	5.0	290		11
	4.8	307	K 157RF107 KF 157RF107 KA 157RF107 KAF 157RF107	11
	5.6	260		15
	6.2	237		
	7.0	210		
32000	0.07	19653	K 167RF97 KA 167RF97	0.55
	0.08	17345		
	0.09	14945		
	0.11	13190		
	0.12	11532		
	0.14	10227		
	0.16	8597		0.75
	0.21	6538		1.1
	0.26	5366		
	0.29	4798		1.5
	0.34	4059		

◎表上所配动率均有超载，按实际条件确定的转矩不得大于减速机额定转矩。

◎The power are all overload in the table.The decided torque according to operating condition should not more than gear units’ nominal torque.

K SERIES

K37

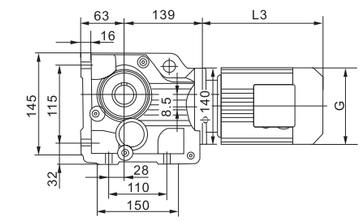

KAB37

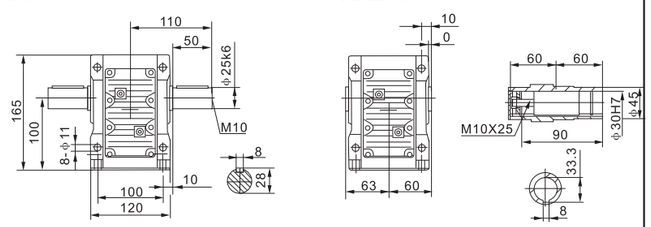

KA37

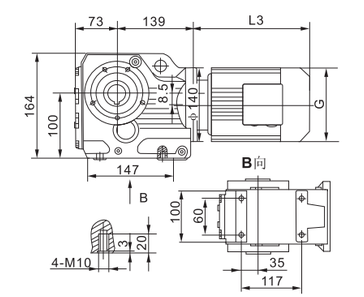

KAZ37

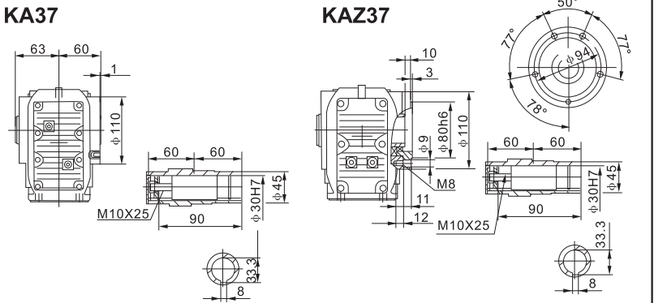

KF37

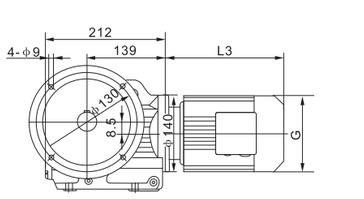

KAF37

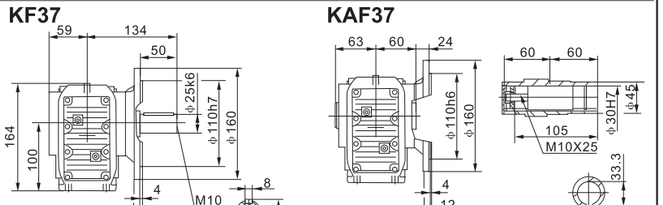

KAT37

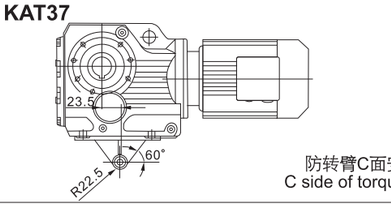

防转臂C面安装
C side of torque-arm

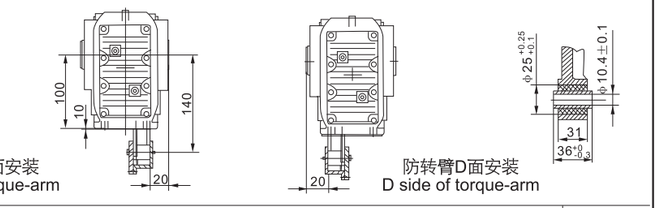

防转臂D面安装
D side of torque-arm

电机需方配时或配特殊电机时需加联接法兰

When equipping the user's motor or the special one, the flange is required to connected.

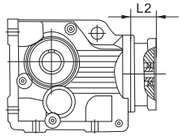

K..S37

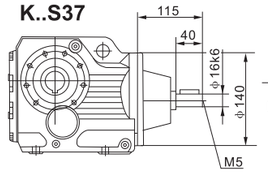

K..37RF17

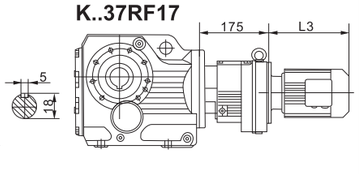

注：其余尺寸见相应的结构形式
Note:For other values please refer to the oppsited structure

Y2电机机座号Motor size	63	71		80		90S	90L	100					
功率/4PPower/(kW)	0.18	0.25	0.37	0.55	0.75	1.1	1.5	2.2	3.0				
L3	235	250		293		308	333	347					
G	130	145		175		195	195	215					
L2	85	85		127		127	127	132					

◎注：1.KA、KF、KAF、KAZ壳体为通用件，安装尺寸均为可相互参照。2.“K”表示K、KA、KF、KAF、KAZ、KAB。3.带锁紧盘式，详见第156–157页。
◎Note:1.The housings of KA、KF、KAF、KAZ、are common parts.The mounting dimensions may consult each other.2.“K..”mean K、KA、KF、KAF、KAZ、KAB.3.Hollow shaft output with shrink disk,see P156–157 for detail

K47

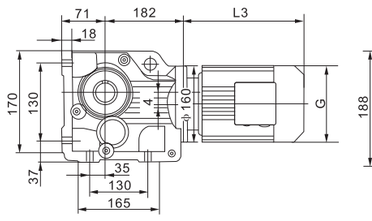

KAB47

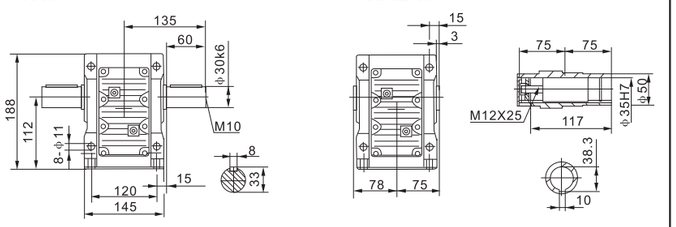

KA47

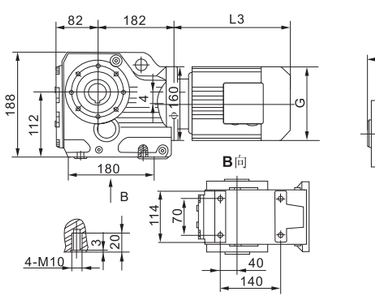

KAZ47

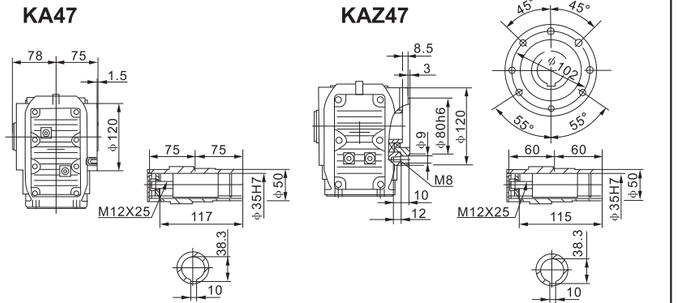

KF47

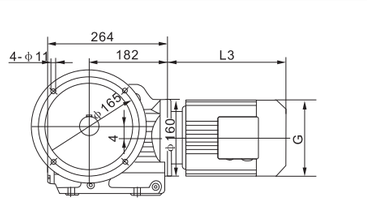

KAF47

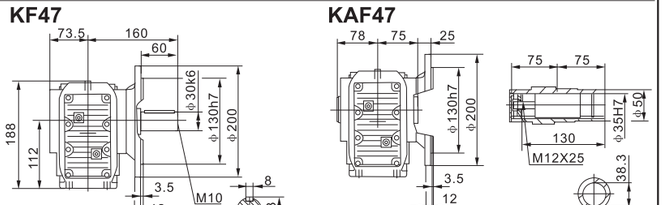

KAT47

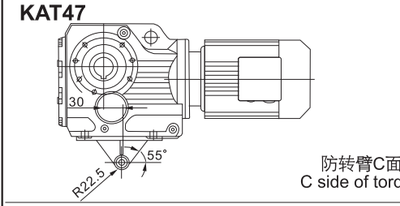

防转臂C面安装
C side of torque-arm

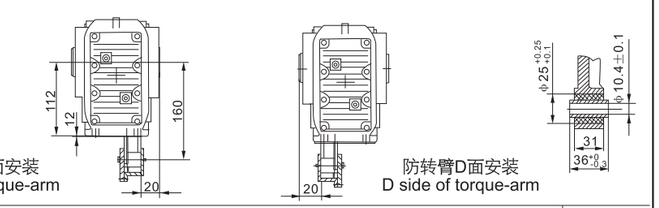

防转臂D面安装
D side of torque-arm

电机需方配时或配特殊电机时需加联接法兰

When equipping the user's motor or the special one, the flange is required to connected.

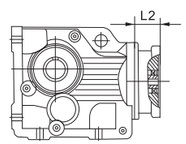

K..S47

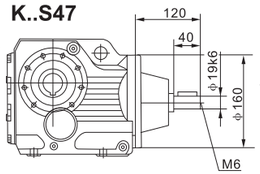

K..47RF37

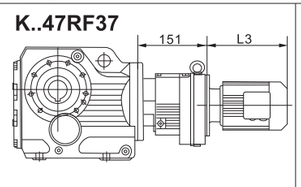

注：其余尺寸见相应的结构形式
Note:For other values please refer to the oppsited structure

Y2电机机座号Motor size	63	71		80		90S	90L	100					
功率/4PPower/(kW)	0.18	0.25	0.37	0.55	0.75	1.1	1.5	2.2	3.0				
L3	235	244		293		304	329	357					
G	130	145		175		195	195	215					
L2	85	85		127		127	127	132					

◎注：1.KA、KF、KAF、KAZ壳体为通用件，安装尺寸均为可相互参照。2.“K”表示K、KA、KF、KAF、KAZ、KAB。3.带锁紧盘式，详见第156–157页。
◎Note:1.The housings of KA、KF、KAF、KAZ、are common parts.The mounting dimensions may consult each other.2.“K..”mean K、KA、KF、KAF、KAZ、KAB.3.Hollow shaft output with shrink disk,see P156–157 for detail

K SERIES

K57

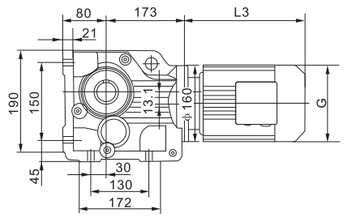

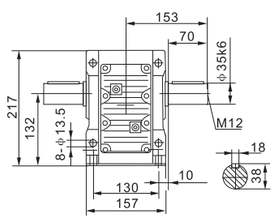

KAB57

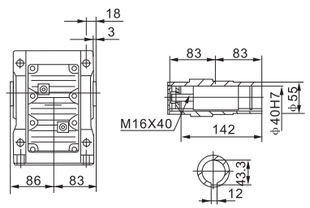

KA57

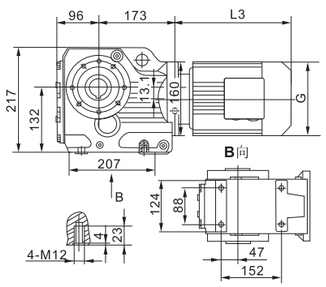

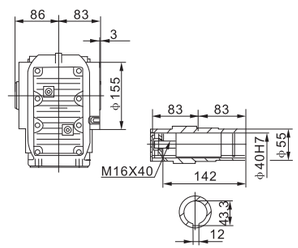

KAZ57

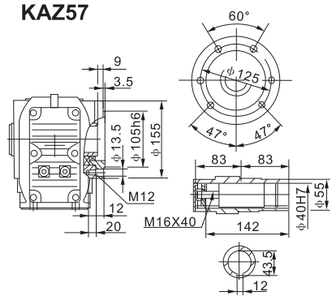

KF57

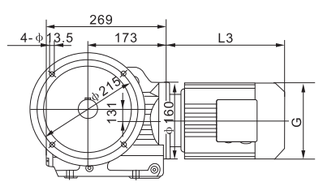

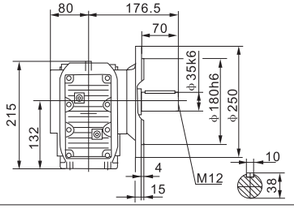

KAF57

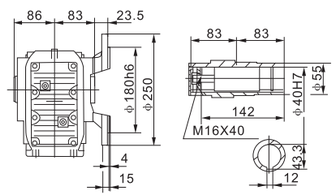

KAT57

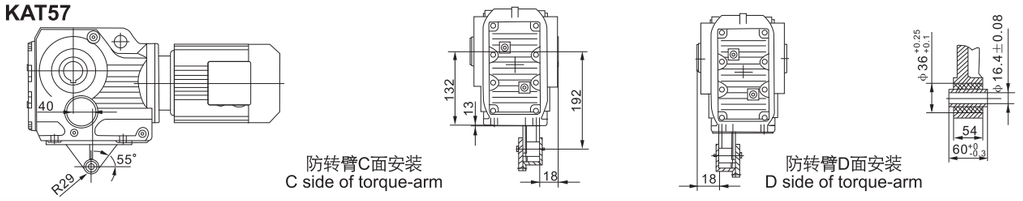

防转臂C面安装
C side of torque-arm

防转臂D面安装
D side of torque-arm

电机需方配时或配特殊电机时需加联接法兰

When equipping the user's motor or the special one, the flange is required to connected.

K..S57

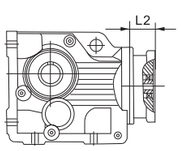

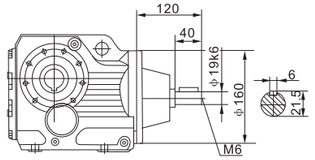

K..57RF37

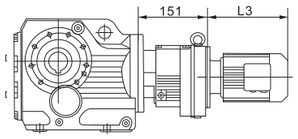

注：其余尺寸见相应的结构形式
Note:For other values please refer to the oppsited structure

Y2电机机座号Motor size	63	71		80		90S	90L	100		112M	132S
功率/4PPower/(kW)	0.18	0.25	0.37	0.55	0.75	1.1	1.5	2.2	3.0	4.0	5.5
L3	235	250		293		304	329	357		383	428
G	130	145		175		195	195	215		240	275
L2	85	85		127		127	127	132		132	160

◎注：1.KA、KF、KAF、KAZ壳体为通用件，安装尺寸均为可相互参照。2.“K”表示K、KA、KF、KAF、KAZ、KAB。3.带锁紧盘式，详见第156–157页。
◎Note:1.The housings of KA、KF、KAF、KAZ、are common parts.The mounting dimensions may consult each other.2.“K..”mean K、KA、KF、KAF、KAZ、KAB.3.Hollow shaft output with shrink disk,see P156–157 for detail

K SERIES

K67

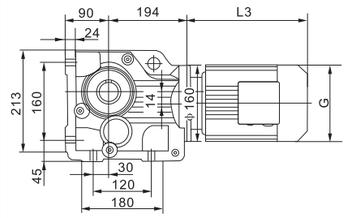

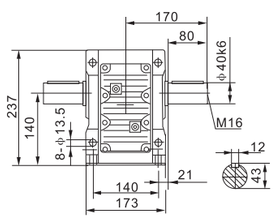

KAB67

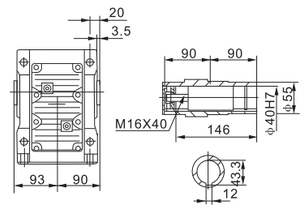

KA67

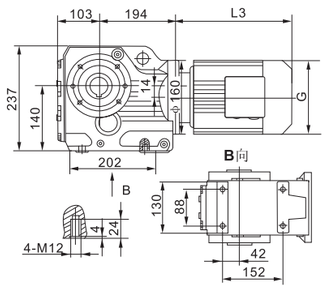

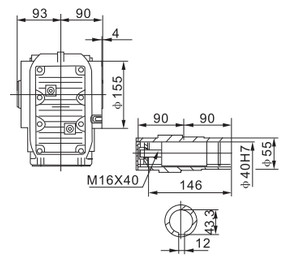

KAZ67

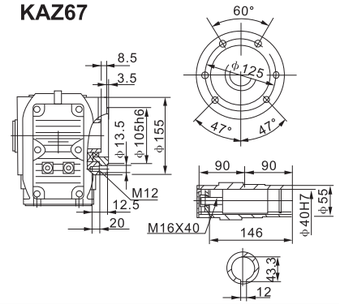

KF67

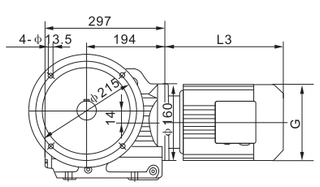

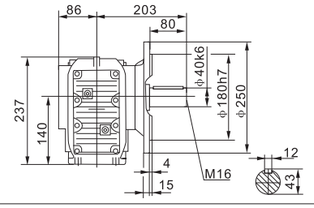

KAF67

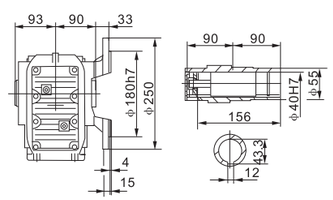

KAT67

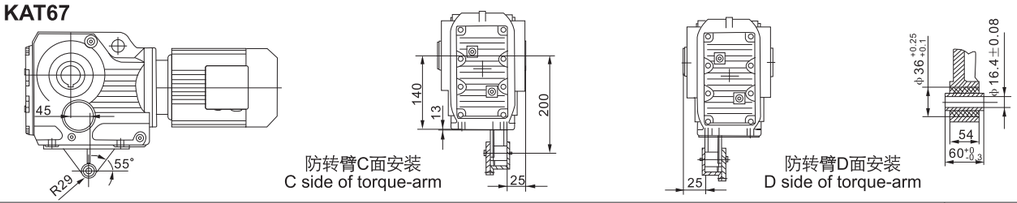

防转臂C面安装
C side of torque-arm

防转臂D面安装
D side of torque-arm

电机需方配时或配特殊电机时需加联接法兰

When equipping the user's motor or the special one, the flange is required to connected.

K..S67

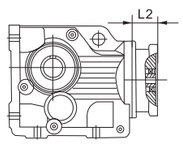

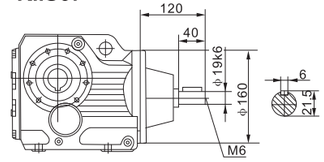

K..67RF37

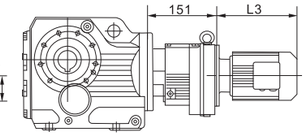

注：其余尺寸见相应的结构形式
Note:For other values please refer to the oppsited structure

Y2电机机座号Motor size	63	71		80		90S	90L	100		112M	132S
功率/4PPower/(kW)	0.18	0.25	0.37	0.55	0.75	1.1	1.5	2.2	3.0	4.0	5.5
L3	235	244		293		304	329	357		383	428
G	130	145		175		195	195	215		240	275
L2	85	85		127		127	127	132		132	160

◎注：1.KA、KF、KAF、KAZ壳体为通用件，安装尺寸均为可相互参照。2.“K”表示K、KA、KF、KAF、KAZ、KAB。3.带锁紧盘式，详见第156–157页。
◎Note:1.The housings of KA、KF、KAF、KAZ、are common parts.The mounting dimensions may consult each other.2.“K..”mean K、KA、KF、KAF、KAZ、KAB.3.Hollow shaft output with shrink disk,see P156–157 for detail

K SERIES

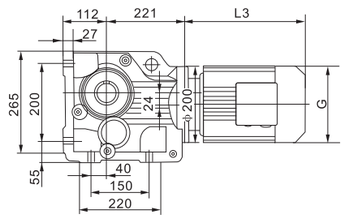

K77

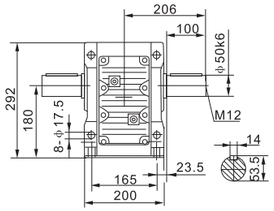

KAB77

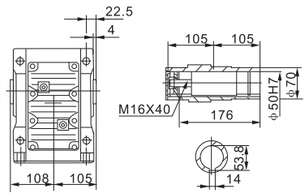

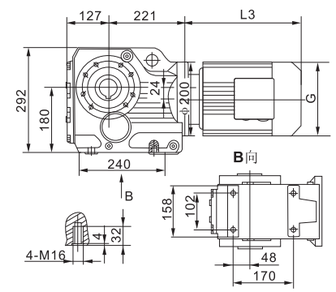

KA77

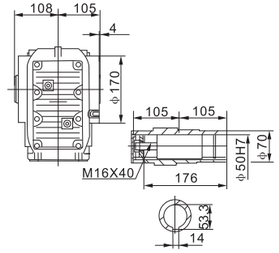

KAZ77

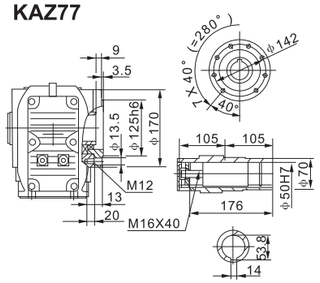

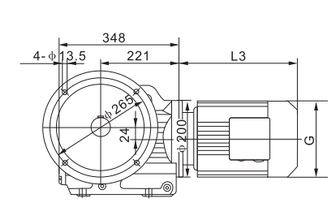

KF77

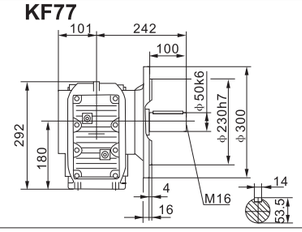

KAF77

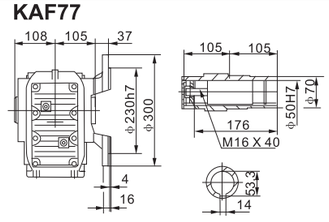

KAT77

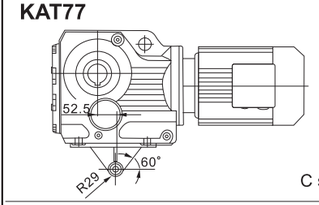

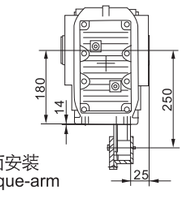

防转臂C面安装
C side of torque-arm

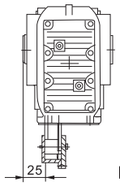

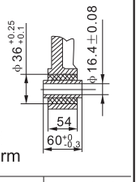

防转臂D面安装
D side of torque-arm

电机需方配时或配特殊电机时需加联接法兰

When equipping the user's motor or the special one, the flange is required to connected.

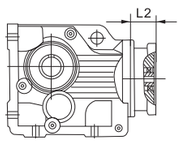

K..S77

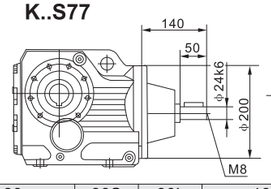

K..77RF37

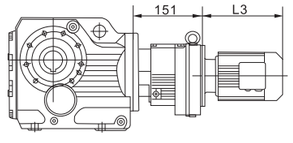

注：其余尺寸见相应的结构形式
Note:For other values please refer to the oppsited structure

Y2电机机座号Motor size	71	80		90S	90L	100		112M	132S	132M	160M
功率/4PPower/(kW)	0.37	0.55	0.75	1.1	1.5	2.2	3.0	4.0	5.5	7.5	11
L3	237	292		297	322	354		391	430	463	555
G	145	175		195	195	215		240	275	275	330
L2	85	127		127	127	132		132	180	180	190

◎注：1.KA、KF、KAF、KAZ壳体为通用件，安装尺寸均为可相互参照。2.“K”表示K、KA、KF、KAF、KAZ、KAB。3.带锁紧盘式，详见第156–157页。
◎Note:1.The housings of KA、KF、KAF、KAZ、are common parts.The mounting dimensions may consult each other.2.“K..”mean K、KA、KF、KAF、KAZ、KAB.3.Hollow shaft output with shrink disk,see P156–157 for detail

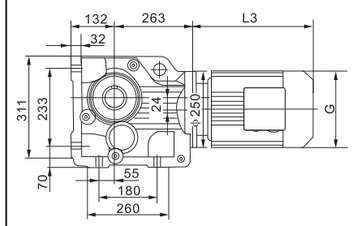

K87

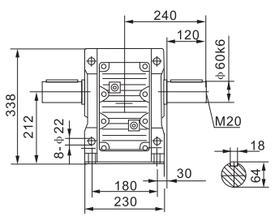

KAB87

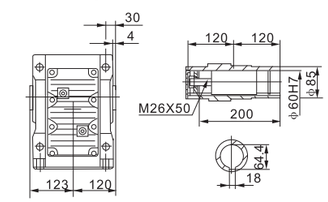

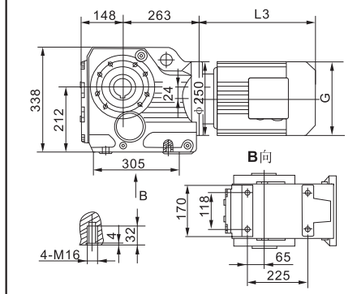

KA87

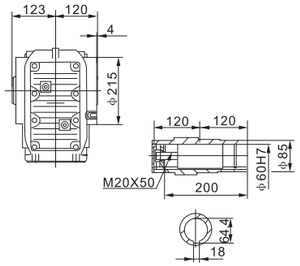

KAZ87

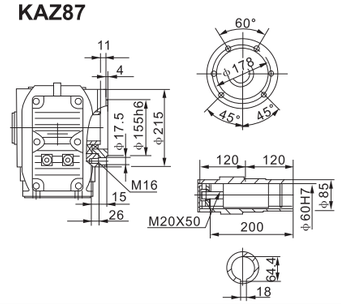

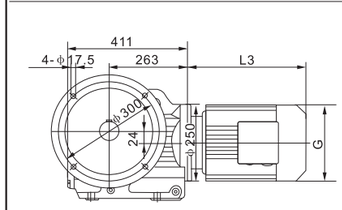

KF87

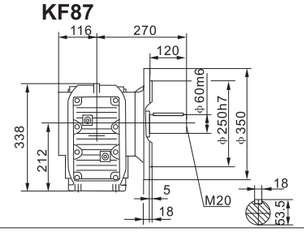

KAF87

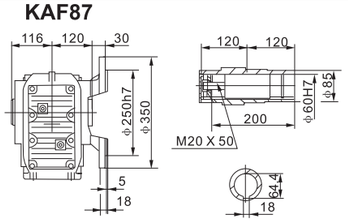

KAT87

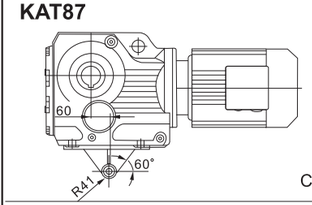

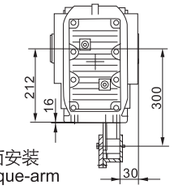

防转臂C面安装
C side of torque-arm

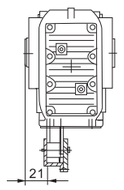

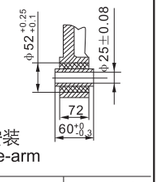

防转臂D面安装
D side of torque-arm

电机需方配时或配特殊电机时需加联接法兰

When equipping the user's motor or the special one, the flange is required to connected.

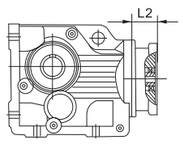

K..S87

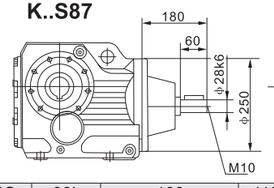

K..87RF57

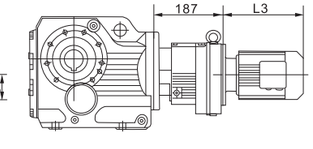

注：其余尺寸见相应的结构形式
Note:For other values please refer to the oppsited structure

Y2电机机座号Motor size	80	90S	90L	100		112M	132S	132M	160M	160L	180M	180L
功率/4PPower/(kW)	0.75	1.1	1.5	2.2	3.0	4.0	5.5	7.5	11	15	18.5	22
L3	261	284	309	351		371	417	450	538	583	612	652
G	175	195	195	215		240	275	275	330	330	380	380
L2	127	127	127	132		132	180	180	190	190	190	190

◎注：1.KA、KF、KAF、KAZ壳体为通用件，安装尺寸均为可相互参照。2.“K”表示K、KA、KF、KAF、KAZ、KAB。3.带锁紧盘式，详见第156–157页。
◎Note:1.The housings of KA、KF、KAF、KAZ、are common parts.The mounting dimensions may consult each other.2.“K..”mean K、KA、KF、KAF、KAZ、KAB.3.Hollow shaft output with shrink disk,see P156–157 for detail

K97

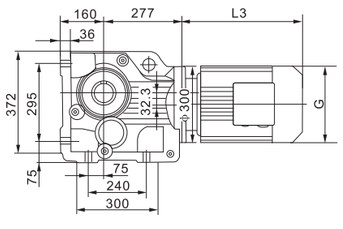

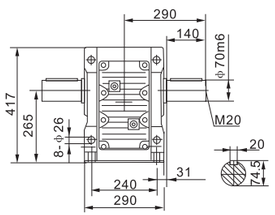

KAB97

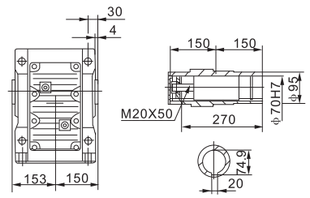

KA97

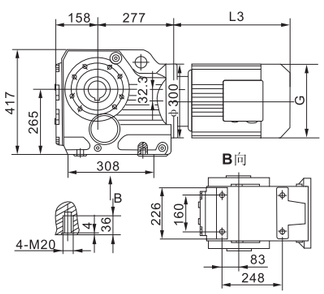

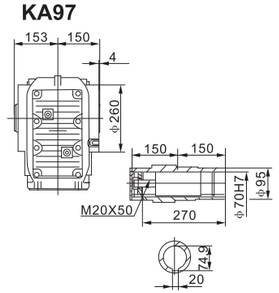

KAZ97

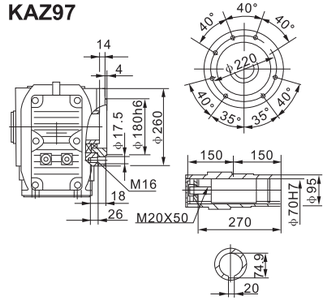

KF97

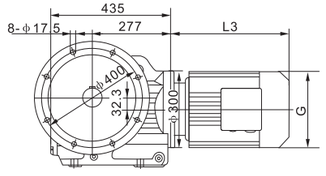

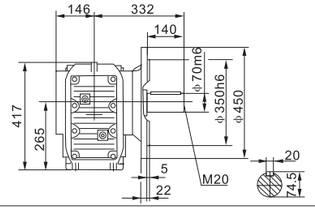

KAF97

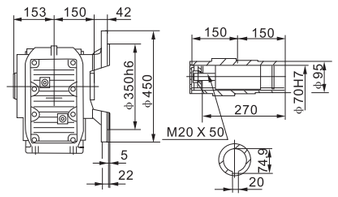

KAT97

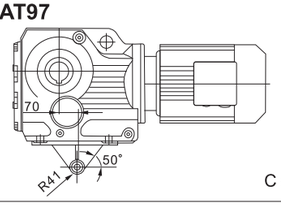

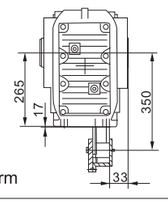

防转臂C面安装
C side of torque-arm

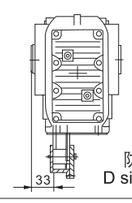

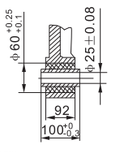

防转臂D面安装
D side of torque-arm

电机需方配时或配特殊电机时需加联接法兰

When equipping the user's motor or the special one, the flange is required to connected.

K..S97

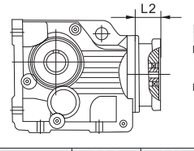

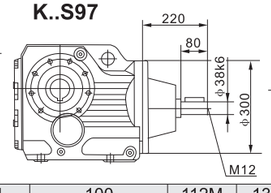

K..97RF57

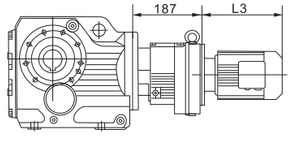

注：其余尺寸见相应的结构形式
Note:For other values please refer to the oppsited structure

Y2电机机座号Motor size	90S	90L	100		112M	132S	132M	160M	160L	180M	180L	200L
功率/4PPower/(kW)	1.1	1.5	2.2	3.0	4.0	5.5	7.5	11	15	18.5	22	30
L3	276	301	322		342	411	444	529	574	593	633	670
G	195	195	215		240	275	275	330	330	380	380	420
L2	127	127	132		132	180	180	190	190	190	190	220

◎注：1.KA、KF、KAF、KAZ壳体为通用件，安装尺寸均为可相互参照。2.“K”表示K、KA、KF、KAF、KAZ、KAB。3.带锁紧盘式，详见第156–157页。
◎Note:1.The housings of KA、KF、KAF、KAZ、are common parts.The mounting dimensions may consult each other.2.“K..”mean K、KA、KF、KAF、KAZ、KAB.3.Hollow shaft output with shrink disk,see P156–157 for detail

K107

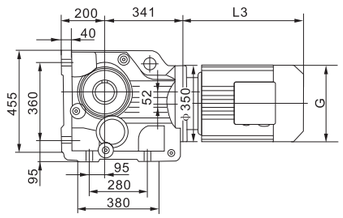

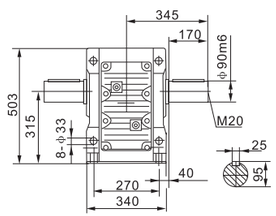

KAB107

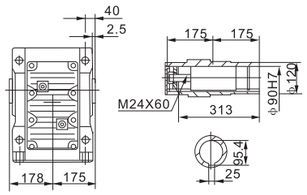

KA107

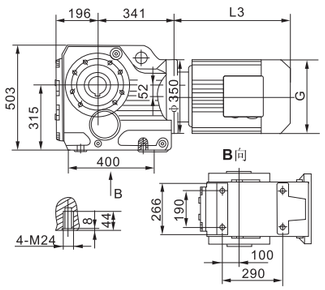

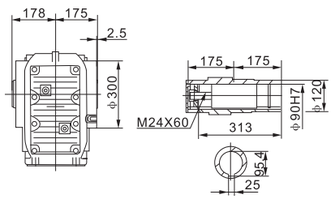

KAZ107

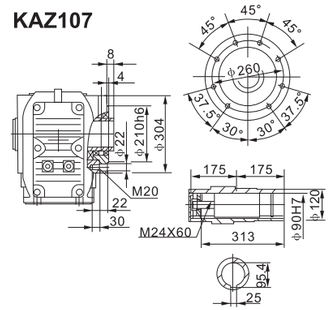

KF107

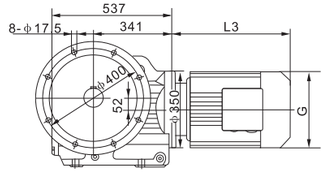

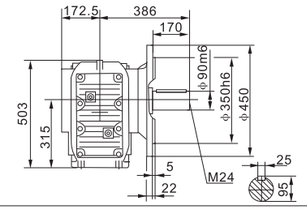

KAF107

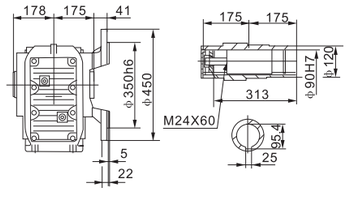

KAT107

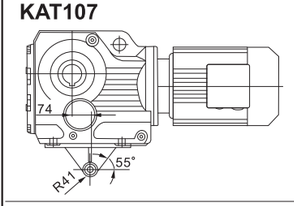

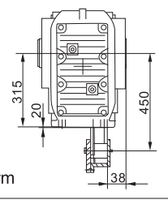

防转臂C面安装
C side of torque-arm

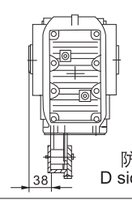

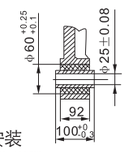

防转臂D面安装
D side of torque-arm

电机需方配时或配特殊电机时需加联接法兰

When equipping the user's motor or the special one, the flange is required to connected.

K..S107

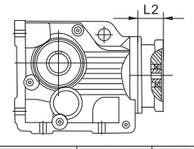

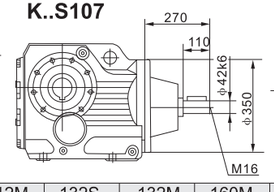

K..107RF77

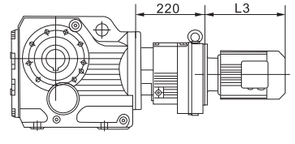

注：其余尺寸见相应的结构形式
Note:For other values please refer to the oppsited structure

Y2电机机座号Motor size	100	112M	132S	132M	160M	160L	180M	128L	200L	225S	225M
功率/4PPower/(kW)	3.0	4.0	5.5	7.5	11	15	18.5	22	30	37	45
L3	325	342	397	430	518	563	593	633	670	684	709
G	215	240	275	275	330	330	380	380	420	470	470
L2	132	132	180	180	190	190	190	190	220	225	225

◎注：1.KA、KF、KAF、KAZ壳体为通用件，安装尺寸均为可相互参照。2.“K”表示K、KA、KF、KAF、KAZ、KAB。3.带锁紧盘式，详见第156–157页。
◎Note:1.The housings of KA、KF、KAF、KAZ、are common parts.The mounting dimensions may consult each other.2.“K..”mean K、KA、KF、KAF、KAZ、KAB.3.Hollow shaft output with shrink disk,see P156–157 for detail

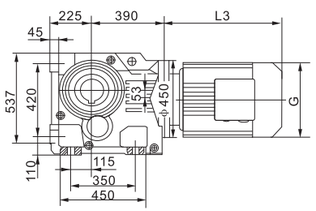

K127

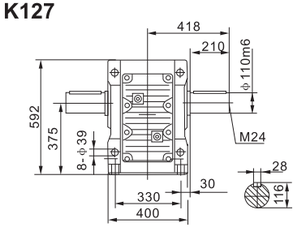

KAB127

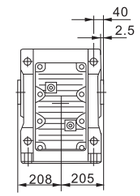

KA127

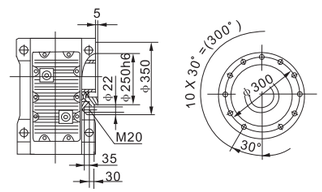

KA127/KAF127/KAZ127
空心轴/Hollow shaft

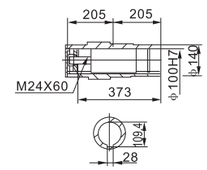

KF127

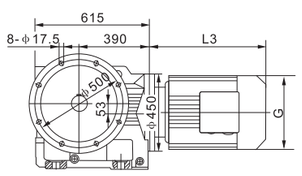

KAF127

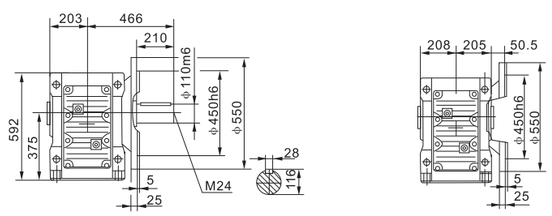

KAT127

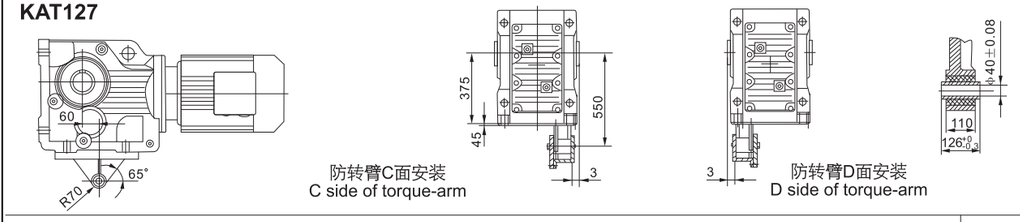

防转臂C面安装
C side of torque-arm

防转臂D面安装
D side of torque-arm

电机需方配时或配特殊电机时需加联接法兰

When equipping the user's motor or the special one, the flange is required to connected.

K..S127

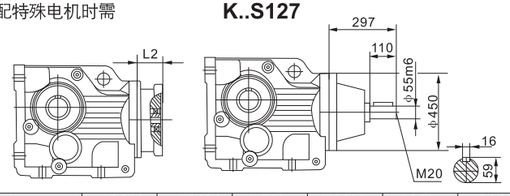

K..127RFR77(RF87)

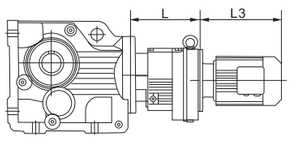

注：其余尺寸见相应的结构形式
Note:For other values please refer to the oppsited structure

Y2电机机座号Motor size	132M	160M	160L	180M	180L	200L	225S	225M	250M	280S	280M
功率/4PPower/(kW)	7.5	11	15	18.5	22	30	37	45	55	75	97
L3	429	490	535	593	633	658	678	703	784	847	847
G	275	330	330	380	380	420	470	470	510	580	580
L2	180	190	190	190	190	220	225	225	280	280	280

◎注：1.KA、KF、KAF、KAZ壳体为通用件，安装尺寸均为可相互参照。2.“K”表示K、KA、KF、KAF、KAZ、KAB。3.带锁紧盘式，详见第156–157页。
◎Note:1.The housings of KA、KF、KAF、KAZ、are common parts.The mounting dimensions may consult each other.2.“K..”mean K、KA、KF、KAF、KAZ、KAB.3.Hollow shaft output with shrink disk,see P156–157 for detail

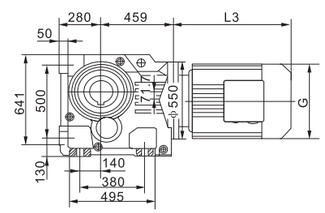

K157

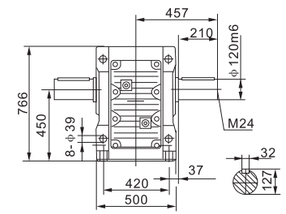

KA(KAB)157

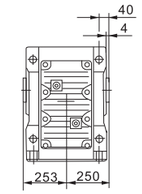

KAZ157

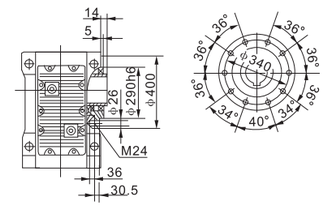

KA157/KAF157/KAZ157
空心轴/Hollow shaft

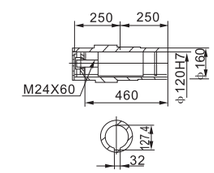

KF157

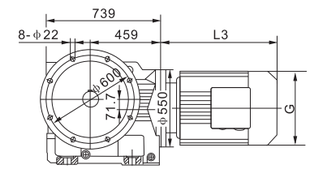

KAF157

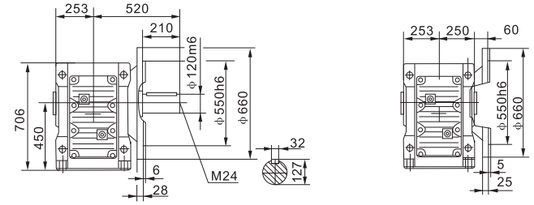

KAT157

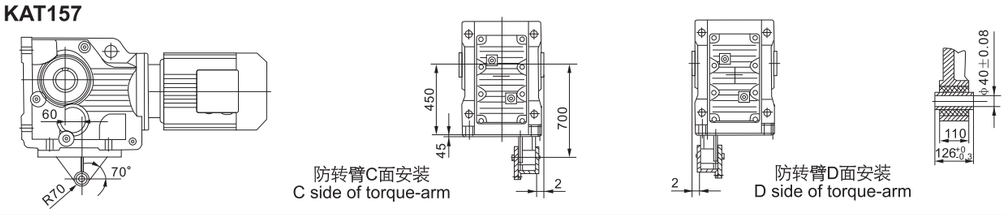

防转臂C面安装
C side of torque-arm

防转臂D面安装
D side of torque-arm

电机需方配时或配特殊电机时需加联接法兰

When equipping the user's motor or the special one, the flange is required to connected.

K..S157

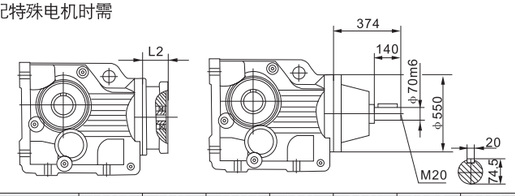

K..157RFR97(RF107)

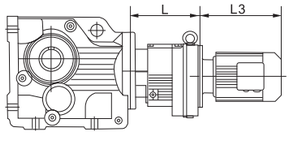

注：其余尺寸见相应的结构形式
Note:For other values please refer to the oppsited structure

Y2电机机座号Motor size	160M	160L	180M	180L	200L	225S	225M	250M	280S	280M	315S	315M	315L
									K..157RF97		K..157RF107		
L									320		355		
功率/4PPower/(kW)	11	15	18.5	22	30	37	45	55	75	90	110	132	160
L3	492	537	593	633	646	673	698	779	847	847	1100	1180	1270
G	330	330	380	380	420	470	470	510	580	580	645	645	645
L2	190	190	190	190	220	225	225	280	280	280	按联接需要According to the connection requirements		

◎注：1.KA、KF、KAF、KAZ壳体为通用件，安装尺寸均为可相互参照。2.“K”表示K、KA、KF、KAF、KAZ、KAB。3.带锁紧盘式，详见第156–157页。
◎Note:1.The housings of KA、KF、KAF、KAZ、are common parts.The mounting dimensions may consult each other.2.“K..”mean K、KA、KF、KAF、KAZ、KAB.3.Hollow shaft output with shrink disk,see P156–157 for detail

K SERIES

K167

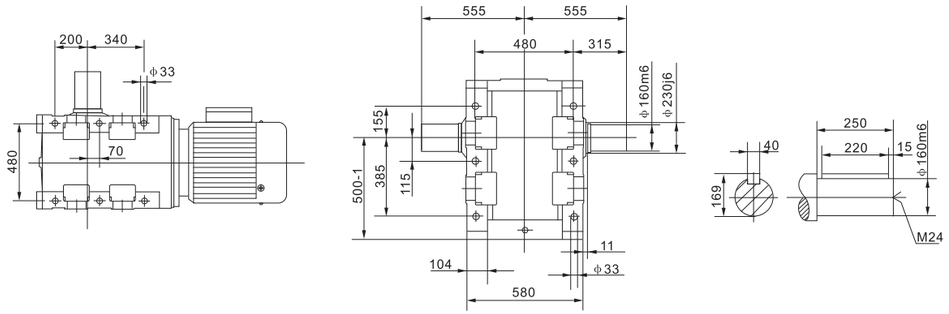

KA167

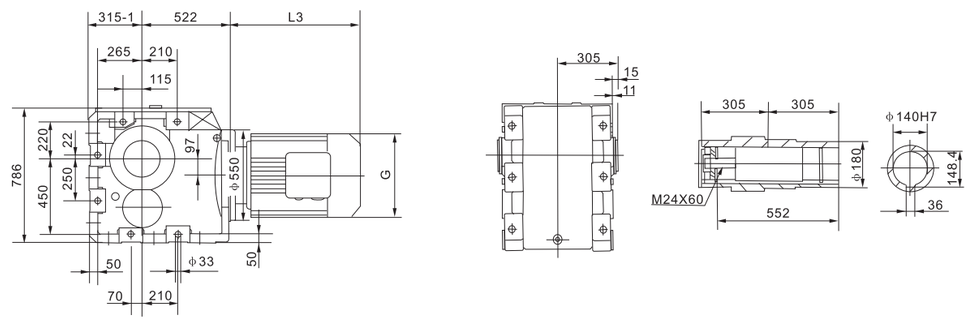

K..S167

电机需方配时或配特殊电机时需加联接法兰

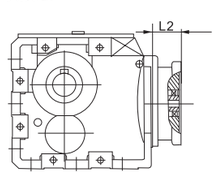

When equipping the user's motor or the special one,the flange is required to connected.

K..167RF97(RF107)

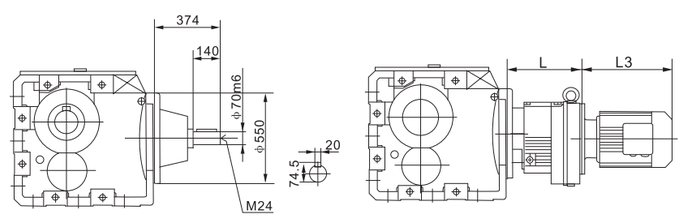

注：其余尺寸见相应的结构形式
Note:For other values please refer to the oppsited structure

	K..167RF97	K..167RF107
L	320	355

Y2电机机座号Motor size	160M	160L	180M	180L	200L	225S	225M	250M	280S	280M	315S	315M	315L
功率/4PPower/(kW)	11	15	18.5	22	30	37	45	55	75	90	110	132	160
L3	492	537	593	633	646	673	698	779	847	847	1100	1180	1270
G	330	330	380	380	420	470	470	510	580	580	645	645	645
L2	190	190	190	190	220	225	225	280	280	280	按联接需要According to the connection requirements		

◎注：1.KA、KF、KAF、KAZ壳体为通用件，安装尺寸均为可相互参照。2.“K”表示K、KA、KF、KAF、KAZ、KAB。3.带锁紧盘式，详见第156–157页。
◎Note:1.The housings of KA、KF、KAF、KAZ、are common parts.The mounting dimensions may consult each other.2.“K..”mean K、KA、KF、KAF、KAZ、KAB.3.Hollow shaft output with shrink disk,see P156–157 for detail

K SERIES

K187

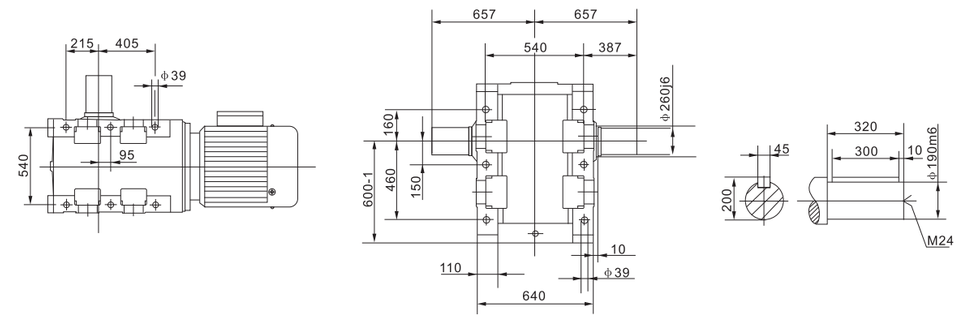

KA187

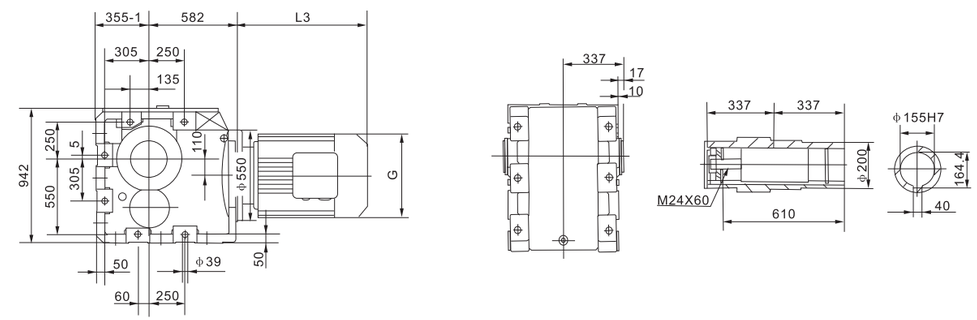

K..S187

电机需方配时或配特殊电机时需加联接法兰

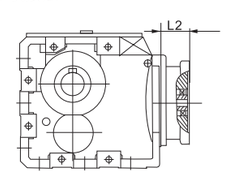

When equipping the user's motor or the special one,the flange is required to connected.

K..187RF97(RF107)

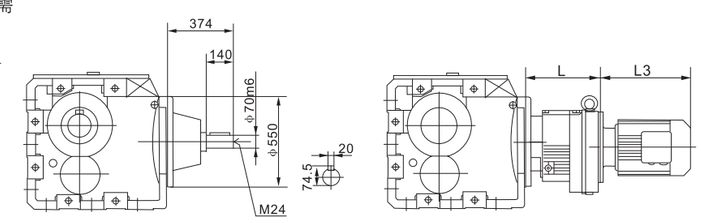

注：其余尺寸见相应的结构形式
Note:For other values please refer to the oppsited structure

	K..187RF97	K..187RF107
L	320	355

Y2电机机座号Motor size	160M	160L	180M	180L	200L	225S	225M	250M	280S	280M	315S	315M	315L
功率/4PPower/(kW)	11	15	18.5	22	30	37	45	55	75	90	110	132	160
L3	492	537	593	633	646	673	698	779	847	847	1100	1180	1270
G	330	330	380	380	420	470	470	510	580	580	645	645	645
L2	190	190	190	190	220	225	225	280	280	280	按联接需要According to the connection requirements		

◎注：1.KA、KF、KAF、KAZ壳体为通用件，安装尺寸均为可相互参照。2.“K”表示K、KA、KF、KAF、KAZ、KAB。3.带锁紧盘式，详见第156–157页。
◎Note:1.The housings of KA、KF、KAF、KAZ、are common parts.The mounting dimensions may consult each other.2.“K..”mean K、KA、KF、KAF、KAZ、KAB.3.Hollow shaft output with shrink disk,see P156–157 for detail

科技创造完美
TECHNOLOGY BRINGS PERFECTION

S SERIES

Helical-worm Gear Reductor

S系列斜齿轮蜗杆减速机

- 输出转速：0.3~145r/min
- 输出转矩：最大4000Nm
- 电机功率：0.18~22kw
- 安装形式：底脚安装/法兰安装/轴装安装

OUTPUT SPEED:0.3~145rpm
OUTPUT TOROUE:UP TO 4000Nm
MOTOR POWER:0.18~22KW
MOUNTED FORM: Foot-mounted and flange mounted mounting.axis mounting



※S系列减速机有以下设计方案
S series gear units are available in the following designs:

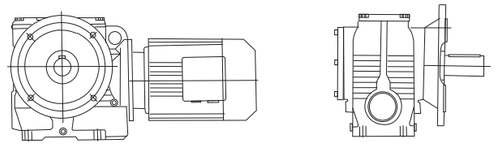

SF...Y..
法兰轴伸式安装斜齿-蜗轮蜗杆减速机
Flange-mounted helical-worm gear units with solid shaft

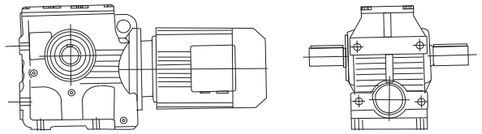

S..Y..
底脚轴伸式安装斜齿-蜗轮蜗杆减速机
Foot-mounte helical-wormgear units with solid shaft

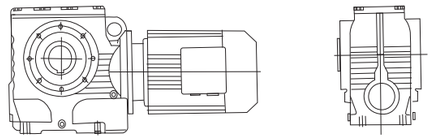

SA...Y..
空心轴安装斜齿-蜗轮蜗杆减速机
Helical-worm gear units with hollow shaft

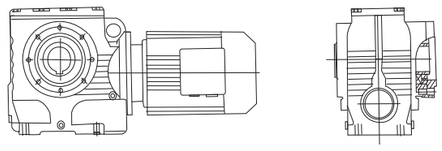

SAZ...Y..
小法兰空心轴安装斜齿蜗轮蜗杆减速机
Short-flange mounted helical-worm gear units with hollow shaft

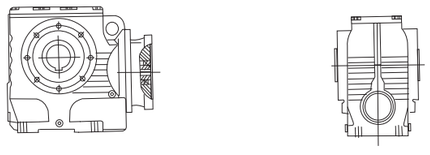

SA(S、SF、SAF、SAZ)...Y..
电机用户自配或配特殊电机时需加联接法兰
When equipping the user’s motor or the special one,the flange is required to be connected

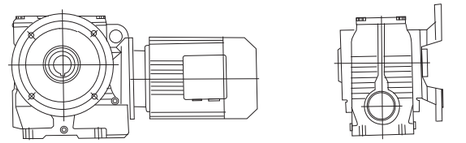

SAF...Y..
法兰空心轴安装斜齿-蜗轮蜗杆减速机
Flange-mounted helical-worm gear units with hollow shaft

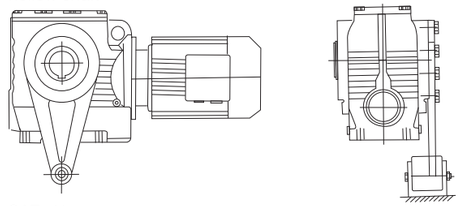

SAT...Y..
带防转臂空心轴安装斜齿-蜗轮蜗杆减速机
Torque-arm-mounted helical-worm gear units with hollow shaft

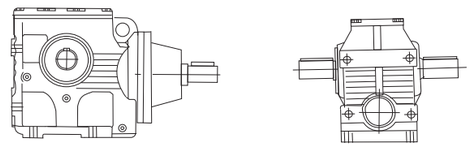

S(SF、SA、SAF、SAZ)S...
轴输入的斜齿—蜗轮蜗杆减速机
Shaft input helical-worm gear units

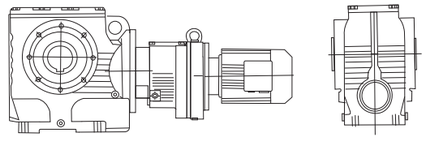

SA(S、SF、SAF、SAZ)...RF...Y...
组合式斜齿—蜗轮蜗杆减速机
Combinatorial helical-worm gear units

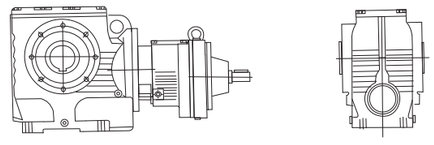

SA(S、SF、SAF、SAZ)S...RF...
轴输入的组合式斜齿—蜗轮蜗杆减速机
Shaft input combinatorial helical-worm Gear units

※型号与标记Type Designations:

S 47-Y 0.55-4P-32.40-M1-I-A-ϕ25

减速机类型	Gear units type
结构形式	Structure
规格	Size
电机代号	Motor code
电机功率、级数	Motor power、pole
传动比	Ratio
安装形式	Mounting position
电机接线合位置	Position of the motor thermal box
输出轴或法兰方向	Position of output shaft or flange
输出轴孔径	Output shaft aperture

减速机类型：斜齿-蜗轮蜗杆减速机	Gear units type:Helical-worm gear units
结构形式： 普通轴伸式 （省略） 轴装式 A 轴伸法兰式 F 轴装法兰式 AF 轴装小法兰式 AZ 轴装带防转臂 AT 普通轴伸式，轴输入 S 普通轴装式，轴输入 AS 轴伸法兰式，轴输入 FS 轴装法兰式，轴输入 AFS 带锁紧盘 H..(H,HF,HZ,HT,)	Structure: Foot-mounred solid shaft output (-) Hollow shaft output A Flange-mounted solid shaft output F Flange-mounted hollow shaft output AF Short-flange-mounrted hollow shaft output AZ Torque-arm-mounted hollow shaft output AT Foot-mounted solid shaft output,shaft input S Hollow shaft output,shaft input AS Flange-mounted solid shaft output,shaft input FS Flange-mounted hollow shaft output,shaft input AFS Hollow shaft output with shrink disk H..(H,HF,HZ,HT,)
规格：（见选型参数表）	Size:(see selection table)
电机代号： 普通(更新) Y（Y2） 防爆 B 直流 Z 制动 E 多速 D 变频 V 分马力 F 增安 A 电磁调速 C 冶金起重 R 变频制动 VE 辊道 G	Motor code: Ordinary(renew) Y(Y2) Flame-proof B Direct current Z Brake E Multi-speed D Variable frequency V Power-divided F Ampere-increased A Electromagnetism speed modulation C Hoisting in metallurgy R Variable frequency and brake VE Roller tables G
电机功率、极数：（见选型参数表）	Motor power、pole:(see selection table)
传动比：（见选型参数表）	Ratio:(see selection table)
安装形式：M1、M2、M3、M4、M5、M6（见第137页）	Mounting position: M1、M2、M3、M4、M5、M6（see page 137）
电机接线盒位置：I、II、III、IV（见第137页）	Position of the motor thermal box: I、II、III、IV（see page 137）
输出轴或法兰方向： 从电机尾部看左边为 A 从电机尾部看右边为 B（见安装形式） 从电机尾部看左右边为 A+B	Position of output shaft or flange: viewing on motor end:left side-A, right side-B,both sides-A+B(see mounting position)
输出轴孔径： （见安装尺寸图）带实心轴输出时省略	Output shaft aperture: (See the chart of mouting dimension)It will be omitted when solid output shaft

※安装形式 Mounting position

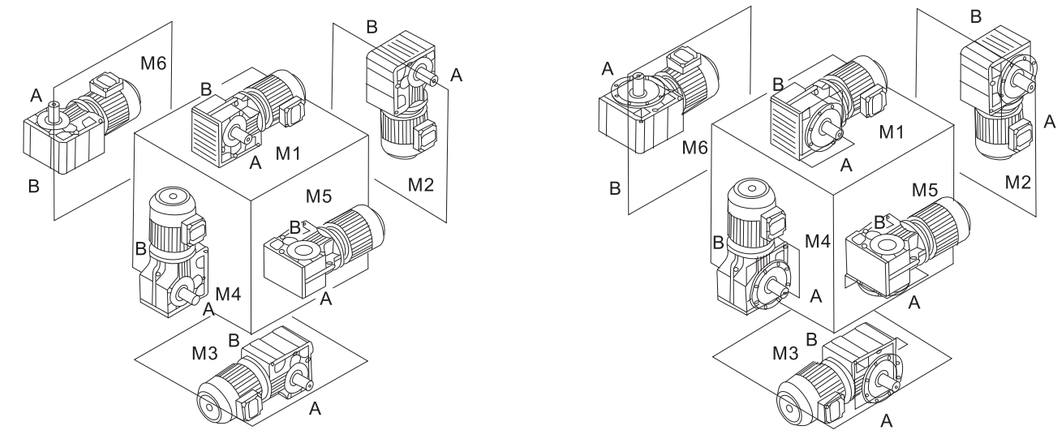

※电机接线盒位置 Position of the motor thermal box

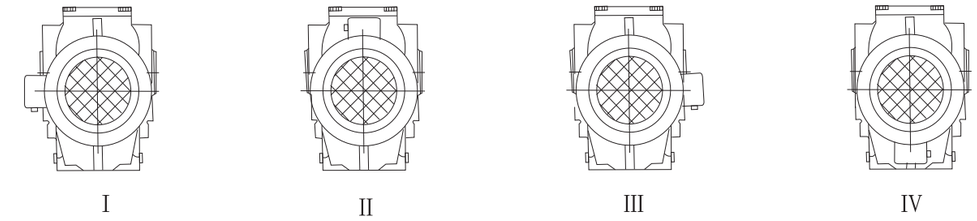

※S系列选型及举例 S series type selection example:

序号Steps	说明Specification	代号Symbol	参数计算Calculate parameter			
			负荷性质Load characteristic	每天使用时间（小时）Operating time/day(hour)		
				≤2	2~10	10~24
1	被驱动设备系数 Driven machine factor	S	均匀负载Uniform	1.00（1.00）	1.00（1.25）	1.25（1.50）
			一般冲击Moderate	1.00（1.25）	1.25（1.50）	1.50（1.75）
			强烈冲击Heavy	1.25（1.50）	1.50（1.75）	1.75（2.00）
			注：当每小时起动、停止次数在10次以上，请使用括号内数值。 Note:Please use these data in the bracket when number of starts-and-stops/hour is more than ten times.			

※输入功率及最大转矩 Input power rating and maximum torque

规格 Size	37	47	57	67	77	87	97
结构形式 Structure	S SA SF SAF SAT SAZ						
输入功率 Input power rating(kw)	0.18~0.75	0.18~1.5	0.18~3	0.25~5.5	0.55~7.5	0.75~15	1.5~22
传动比 Ratio	10.27~152	11.46~244.74	10.78~196.21	11.55~227.20	9.96~241.09	11.83~222	12.75~230.48
最大转矩（N.m） Maximum torque	90	170	295	520	1270	2280	4000

◎量大转矩系指该规格不同传动比对应的最大转矩中的最大值

◎Maximum torque means the biggest one of the maximum torque related to the different ratio for the specified size.

※减速机重量 Gear unit weight

规格 Size	37	47	57	67	77	87	97
重量（kg） Weight	7	10	14	26	50	100	170

◎所注重量为平均值，仅供参考
◎The weights are mean values.Only for reference.

※润滑油量表 Lubrication table

S...:

规格 Size	润滑油量（升） Fill quantity in liters					
	M1	M2	M3 1)	M4	M5	M6
S37	0.25	0.4	0.5	0.6	0.4	0.4
S47	0.35	0.8	0.7	1.1	0.8	0.8
S57	0.5	1.2	1	1.5	1.3	1.3
S67	1	2.0	2.2/3.1	3.2	2.6	2.6
S77	1.9	4.2	3.7/5.4	6	4.4	4.4
S87	3.3	8.1	6.9/10.4	12	8.4	8.4
S97	6.8	15	13.4/18	22.5	17	17

SF...:

规格 Size	润滑油量（升） Fill quantity in liters					
	M1	M2	M3 1)	M4	M5	M6
S37	0.25	0.4	0.5	0.6	0.4	0.4
S47	0.4	0.9	0.9	1.2	1.0	1.0
S57	0.5	1.2	1	1.6	1.4	1.4
S67	1	2.2	2.3/3	3.2	2.7	2.7
S77	1.9	4.1	3.9/5.8	6.5	4.9	4.9
S87	3.8	8	7.1/10.1	12	9.1	9.1
S97	7.4	15	13.8/18.8	23.6	18	18

SA....、SAF...、SAZ...:

规格 Size	润滑油量（升） Fill quantity in liters					
	M1	M2	M3 1)	M4	M5	M6
S..37	0.25	0.4	0.5	0.6	0.4	0.4
S..47	0.4	0.8	0.7	1.1	0.8	0.8
S..57	0.5	1.1	1	1.6	1.2	1.2
S..67	1	2.0	1.8/2.6	2.9	2.5	2.5
S..77	1.8	3.9	3.6/5	5.9	4.5	4.5
S..87	3.8	7.4	6/8.7	11.2	8	8
S..97	7	14	11.4/16	21	15.7	15.7

◎注：1）表示减速机为组合型时低速级所加油量为大值。
◎Notes:1)The large aear unit If multi–stage fear units must be filled with the larger oil volume.

输出转速 Output speed r/min	输出扭矩 Output torque Nm	传动比 Ratio i	使用系数 Service factor f_B	机型号 Type Type	极数 Pole p
0.18KW					
0.30	2563	4606	0.84	S 87RF57 SF 87RF57 SA 87RF57 SAF 87RF57	4 4 4 4
0.36	2394	3872	0.90		
0.40	2579	3475	0.83		
0.48	2515	2905	0.85		
0.54	2239	2585	0.96		
0.60	2021	2335	1.06		
0.68	1778	2054	1.21		
0.76	1579	1824	1.36		
0.85	1412	1631	1.52		
0.99	1215	1404	0.98	S 77RF37 SF 77RF37 SA 77RF37 SAF 77RF37	4 4 4 4
1.1	1078	1245	1.11		
1.3	952	1100	1.25		
1.5	826	954	1.45		
1.7	725	837	1.65		
1.9	618	714	1.93		
2.2	551	637	2.2		
2.4	497	574	2.4		
1.7	600	809	0.81	S 67RF37 SF 67RF37 SA 67RF37 SAF 67RF37	4 4 4 4
2.0	528	712	0.93		
2.3	532	615	0.92		
2.6	470	543	1.04		
3.0	406	469	1.20		
3.3	367	424	1.33		
3.8	316	365	1.55		
3.2	325	438	0.87	S 57RF17 SF 57RF17 SA 57RF17 SAF 57RF17	4 4 4 4
3.6	336	388	0.84		
4.1	291	336	0.97		
4.7	255	294	1.11		
5.2	233	299	1.21		
6.1	198	229	1.42		
6.8	177	204	1.60		
7.4	162	187	1.74		
4.7	182	294	0.88	S 47RF17 SF 47RF17 SA 47RF17 SAF 47RF17	4 4 4 4
5.4	191	257	0.84		
6.1	198	229	0.81		
7.0	173	200	0.92		
3.7	276	227.20	1.77	S 67 SF 67 SA 67 SAF 67	6 6 6 6
4.1	249	205.11	1.96		
4.7	219	180.46	2.23		
5.0	207	170.40	2.36		
4.3	238	196.21	1.18	S 57 SF 57 SA 57 SAF 57	6 6 6 6
4.7	219	180.40	1.29		
5.5	187	154.35	1.51		
6.4	162	133.79	1.74		
7.1	146	196.21	1.94	S 57 SF 57 SA 57 SAF 57	4 4 4 4
7.7	134	180.40	2.11		
9.0	115	154.35	2.46		
10.4	99	133.79	2.84		
5.1	204	168.00	0.81	S 47 SF 47 SA 47 SAF 47	6 6 6 6
5.7	182	150.00	0.88		
5.8	178	146.48	0.90		
6.2	167	137.25	0.96		
7.2	144	118.64	1.11		
5.7	182	244.74	0.88	S 47 SF 47 SA 47 SAF 47	4 4 4 4
6.1	170	228.75	0.94		
7.0	147	197.73	1.09		
8.3	125	168.00	1.28		
9.3	111	150.00	1.44		

输出转速 Output speed r/min	输出扭矩 Output torque Nm	传动比 Ratio i	使用系数 Service factor f_B	机型号 Type Type	极数 Pole p
0.18KW					
9.5	109	146.84	1.47	S 47 SF 47 SA 47 SAF 47	4 4 4 4
10	102	137.25	1.57		
12	88	118.64	1.82		
14	75	100.80	2.14		
15	67	90.00	2.40		
18	57	76.88	2.80		
19	53	72.00	2.99		
23	45	60.65	3.56		
9.1	113	152.00	0.80	S 37 SF 37 SA 37 SAF 37	4 4 4 4
11	96	129.41	0.89		
12	83	111.58	1.03		
13	77	104.00	1.10		
15	67	90.91	1.26		
16	63	85.22	1.34		
18	56	75.20	1.52		
21	49	66.67	1.72		
25	42	56.67	2.02		
27	45	52.00	1.89		
31	39	45.45	2.16		
33	37	42.61	2.30		
37	33	37.60	2.61		
42	29	33.33	2.95		
49	25	28.33	3.47		
59	23	23.46	3.66		
74	19	18.85	4.56		
84	16	16.48	5.21		
90	15	15.45	5.56		
102	13	13.63	6.30		
115	12	12.08	7.11		
135	10	10.27	8.37		
0.25kW					
0.48	2495	2905	0.86	S 87RF57 SF 87RF57 SA 87RF57 SAF 87RF57	4 4 4 4
0.54	2221	2586	0.96		
0.60	2406	2335	0.89		
0.68	2470	2054	0.87		
0.76	2193	1824	0.98		
0.65	1961	1631	1.09		
1.5	1118	930	1.92		
1.5	1147	954	1.04	S 77RF37 SF 77RF37 SA 77RF37 SAF 77RF37	4 4 4 4
1.7	1006	837	1.19		
1.9	858	714	1.39		
2.2	766	637	1.56		
2.4	690	574	1.73		
2.8	600	499	1.99		
2.6	560	543	0.87	S 67RF37 SF 67RF37 SA 67RF37 SAF 67RF37	4 4 4 4
3.0	564	469	0.87		
3.3	510	424	0.96		
3.8	439	365	1.11		
4.4	384	319	1.27		
4.9	338	281	1.45		
4.7	353	294	0.80	S 57RF17 SF 57RF17 SA 57RF17 SAF 57RF17	4 4 4 4
5.2	323	269	0.87		
6.1	275	229	1.02		
6.8	245	204	1.15		
7.4	225	187	1.25		
8.4	198	165	1.42		
11	158	131	1.79		
2.8	505	227.20	0.97	S 67 SF 67 SA 67 SAF 67	8 8 8 8
3.1	456	205.11	1.07		
3.6	401	180.46	1.22		
3.8	378	170.40	1.29		
4.5	320	144.00	1.53		

S SERIES

S SERIES

输出转速 Output speed r/min	输出扭矩 Output torque Nm	传动比 Ratio i	使用系数 Service factor f_B	机型号 Type Type	极数 Pole p
0.25kW					
3.7	383	227.20	1.28	S 67	6
4.1	346	205.11	1.41	SF 67	6
4.7	304	180.46	1.61	SA 67	6
5.0	287	170.40	1.70	SAF 67	6
5.9	243	144.00	2.01		
6.1	234	227.20	2.09		
6.8	211	205.11	2.31		
7.7	186	180.46	2.63	S 67	4
8.2	176	170.40	2.78	SF 67	4
9.7	148	144.00	3.30	SA 67	4
11	134	130.00	3.65	SAF 67	4
12	118	114.38	4.15		
13	111	108.00	4.39		
4.3	331	196.21	0.85		
4.7	304	180.40	0.93	S 57	6
5.5	260	154.35	1.08	SF 57	6
6.4	225	133.79	1.25	SA 57	6
6.8	211	125.05	1.34	SAF 57	6
7.1	202	196.21	1.39		
7.7	186	180.40	1.52		
9.0	159	154.35	1.77	S 57	4
10	138	133.79	2.05	SF 57	4
11	129	125.05	2.19	SA 57	4
12	111	108.09	2.53	SAF 57	4
15	95	91.84	2.98		
17	85	82.00	3.34		
7.0	204	197.73	0.81		
8.3	173	168.00	0.92		
9.3	155	150.00	1.04		
9.5	151	146.84	1.06		
10	141	137.25	1.13		
12	122	118.64	1.31	S 47	4
14	104	100.80	1.54	SF 47	4
15	93	90.00	1.73	SA 47	4
18	79	76.88	2.02	SAF 47	4
19	74	72.00	2.16		
23	63	60.65	2.56		
23	71	59.32	2.24		
28	61	50.40	2.64		
31	54	45.00	2.96		
13	107	104.00	0.81		
15	94	90.91	0.91		
16	88	85.22	0.97		
18	77	75.20	1.10		
21	69	66.67	1.24		
25	58	56.67	1.46		
27	63	52.00	1.36		
31	55	45.45	1.56		
33	51	42.61	1.66	S 37	4
37	45	37.60	1.88	SF 37	4
42	40	33.33	2.12	SA 37	4
49	34	28.33	2.50	SAF 37	4
59	32	23.46	2.64		
74	26	18.85	3.28		
84	23	16.48	3.75		
90	21	15.45	4.00		
102	19	13.63	4.45		
115	17	12.08	5.12		
135	14	10.27	6.02		

输出转速 Output speed r/min	输出扭矩 Output torque Nm	传动比 Ratio i	使用系数 Service factor f_B	机型号 Type Type	极数 Pole p
0.37kW					
0.68	26.11	2054	0.82	S 87RF57	4
0.76	2318	1824	0.92	SF 87RF57	4
0.85	2488	1631	0.86	SA 87RF57	4
1.5	1655	930	1.29	SAF 87RF57	4
1.7	1479	831	1.45		
1.9	1271	714	0.94		
2.2	1134	637	1.05	S 77RF37	4
2.4	1021	574	1.17	SF 77RF37	4
2.8	888	499	1.34	SA 77RF37	4
3.2	779	438	1.53	SAF 77RF37	4
3.6	692	389	1.72		
3.8	557	365	0.88	S 67RF37	4
4.4	568	319	0.86	SF 67RF37	4
4.9	500	281	0.98	SA 67RF37	4
5.7	438	246	1.12	SAF 67RF37	4
3.0	702	222.00	3.03	S 87	8
3.4	627	198.00	3.42	SF 87	8
4.0	527	166.43	4.07	SA 87	8
				SAF 87	8
2.8	763	241.09	1.57	S 77	8
3.3	652	206.04	1.83	SF 77	8
3.5	598	188.89	2.00	SA 77	8
4.0	524	165.75	2.28	SAF 77	8
4.3	497	157.08	2.40		
3.9	544	227.20	0.90	S 67	6
4.3	491	205.11	1.00	SF 67	6
4.9	432	180.46	1.13	SA 67	6
5.2	408	170.40	1.20	SAF 67	6
6.1	345	144.00	1.42		
6.1	347	227.20	1.41		
6.8	313	205.11	1.56	S 67	4
7.7	275	180.46	1.78	SF 67	4
8.2	260	170.40	1.88	SA 67	4
9.7	220	144.00	2.23	SAF 67	4
11	198	130.00	2.47		
12	174	114.38	2.80		
5.7	370	154.35	0.81		
6.6	321	133.79	0.88	S 57	6
7.1	300	125.05	0.94	SF 57	6
8.2	259	108.09	1.09	SA 57	6
9.6	220	91.84	1.28	SAF 57	6
10.8	196	82.00	1.44		
7.1	299	196.21	0.94		
7.7	275	180.40	1.02		
9.0	235	154.35	1.20		
10	204	133.79	1.38	S 57	4
11	191	125.05	1.48	SF 57	4
13	165	108.09	1.71	SA 57	4
15	140	91.84	2.01	SAF 57	4
17	125	82.00	2.25		
20	107	70.04	2.64		
21	119	66.89	2.37		
22	111	62.53	2.53		
10	209	137.25	0.80		
12	181	118.64	0.88	S 47	4
14	154	100.80	1.04	SF 47	4
15	137	90.00	1.17	SA 47	4
18	117	76.88	1.36	SAF 47	4

输出转速 Output speed r/min	输出扭矩 Output torque Nm	传动比 Ratio i	使用系数 Service factor f_B	机型号 Type Type	极数 Pole p
0.37kW					
19	110	72.00	1.46		
23	93	60.65	1.73		
23	106	59.32	1.52		
28	90	50.40	1.78		
31	80	45.00	2.00		
36	68	38.44	2.34	S 47	4
39	64	36.00	2.50	SF 47	4
46	54	30.33	2.96	SA 47	4
50	56	27.74	2.84	SAF 47	4
54	53	25.93	3.03		
62	46	22.41	3.51		
73	39	19.04	4.13		
82	35	17.00	4.63		
21	102	66.67	0.84		
25	86	56.67	0.98		
27	93	52.00	0.92		
31	81	45.45	1.05		
33	76	42.61	1.12		
37	67	37.60	1.27	S 37	4
42	59	33.33	1.43	SF 37	4
49	50	28.33	1.69	SA 37	4
59	48	23.46	1.78	SAF 37	4
74	38	18.85	2.22		
84	34	16.48	2.54		
90	31	15.45	2.71		
102	28	13.63	3.07		
115	25	12.08	3.46		
135	21	10.27	4.07		
0.55kW					
1.0	2517	1332	0.85		
1.2	2475	1191	0.87		
1.3	2340	1032	0.92	S 87RF57	4
1.5	2460	930	0.87	SF 87RF57	4
1.7	2198	831	0.97	SA 87RF57	4
1.9	1902	719	1.13	SAF 87RF57	4
2.2	1651	624	1.30		
2.5	1476	558	1.45		
3.2	1151	435	1.86		
2.8	1320	499	0.90		
3.2	1159	438	1.03	S 77RF37	4
3.6	1029	389	1.16	SF 77RF37	4
4.3	865	327	1.38	SA 77RF37	4
4.8	764	289	1.56	SAF 77RF37	4
5.6	661	250	1.81		
5.7	558	246	0.88	S 67RF37	4
6.3	585	221	0.84	SF 67RF37	4
7.0	524	198	0.93	SA 67RF37	4
8.3	444	168	1.10	SAF 67RF37	4
3.0	1044	222.00	2.05	S 87	8
3.4	931	198.00	2.30	SF 87	8
4.0	783	166.43	2.74	SA 87	8
				SAF 87	8
4.0	791	222.00	2.71	S 87	6
4.5	705	198.00	3.04	SF 87	6
5.3	593	166.43	3.62	SA 87	6
				SAF 87	6
3.3	969	206.04	1.23	S 77	8
3.5	888	188.89	1.34	SF 77	8
4.0	780	165.75	1.53	SA 77	8
4.3	739	157.08	1.62	SAF 77	8

输出转速 Output speed r/min	输出扭矩 Output torque Nm	传动比 Ratio i	使用系数 Service factor f_B	机型号 Type Type	极数 Pole p
0.55kW					
3.7	859	241.09	1.39	S 77	6
4.3	734	206.04	1.63	SF 77	6
4.7	673	188.89	1.78	SA 77	6
5.3	590	165.75	2.02	SAF 77	6
5.6	559	157.08	2.13		
5.8	547	241.09	2.18	S 77	4
6.7	467	206.04	2.56	SF 77	4
7.4	428	188.89	2.79	SA 77	4
				SAF 77	4
6.1	515	227.20	0.95		
6.8	465	205.11	1.05		
7.7	409	180.46	1.20		
8.2	386	170.40	1.27		
9.7	326	144.40	1.50	S 67	4
11	295	130.00	1.66	SF 67	4
12	259	114.38	1.89	SA 67	4
13	245	108.00	2.00	SAF 67	4
15	208	91.96	2.35		
17	189	83.57	2.58		
19	164	72.39	2.98		
21	172	65.00	2.84		
9.6	327	91.84	0.86		
11	292	82.00	0.97		
13	251	70.40	1.12	S 57	6
13	278	66.89	1.01	SF 57	6
14	160	62.89	1.09	SA 57	6
16	225	54.05	1.26	SAF 57	6
19	191	45.92	1.48		
22	170	41.00	1.66		
25	146	35.20	1.93		
9.0	350	154.35	0.81		
10	303	133.79	0.93		
11	284	125.05	0.99		
13	245	108.09	1.15		
15	208	91.84	1.35		
17	186	82.00	1.52		
20	160	70.40	1.77		
21	177	66.89	1.59	S 57	4
22	165	62.53	1.70	SF 57	4
26	143	54.05	1.97	SA 57	4
30	121	45.92	2.32	SAF 57	4
34	108	41.00	2.60		
40	93	35.02	3.04		
42	87	32.80	3.2		
46	91	30.12	3.10		
53	79	26.11	3.57		
57	74	24.40	3.82		
66	64	21.09	4.42		
18	174	76.88	0.92		
19	163	72.00	0.98		
23	138	60.65	1.16		
23	157	59.32	1.02		
28	133	50.40	1.20		
31	119	45.00	1.34		
36	102	38.44	1.57	S 47	4
39	95	36.00	1.68	SF 47	4
46	80	30.33	1.99	SA 47	4
50	84	27.74	1.91	SAF 47	4
54	78	25.93	2.04		
62	68	22.41	2.36		
73	58	19.04	2.78		
82	51	17.00	3.11		
96	44	14.52	3.65		
102	41	13.60	3.89		
121	35	11.46	4.62		

S SERIES

输出转速 Output speed r/min	输出扭矩 Output torque Nm	传动比 Ratio i	使用系数 Service factor f_B	机型号 Type Type	极数 Pole p
0.55kW					
42	88	33.33	0.96		
49	75	28.33	1.13		
59	71	23.46	1.20	S 37	4
74	57	18.85	1.49	SF 37	4
84	50	16.48	1.71	SA 37	4
90	47	15.45	1.82	SAF 37	4
102	41	13.63	2.06		
115	37	12.08	2.33		
135	31	10.27	2.74		
0.75kW					
1.1	4411	1223	0.85		
1.3	3860	1070	0.97		
1.5	3347	928	1.12	S 97RF57	4
1.7	2972	824	1.27	SF 97RF57	4
1.9	2575	714	1.46	SA 97RF57	4
2.2	2258	626	1.67	SAF 97RF57	4
2.6	1941	538	1.94		
2.9	1746	484	2.2		
1.3	2659	1032	0.81		
1.5	2396	930	0.89		
1.7	2569	831	0.83	S 87RF57	4
1.9	2593	719	0.83	SF 87RF57	4
2.2	2251	624	0.95	SA 87RF57	4
2.5	2013	558	1.06	SAF 87RF57	4
3.2	1569	435	1.37		
4.3	1165	323	1.84		
4.3	1179	327	1.01	S 77RF37	4
4.8	1042	289	1.15	SF 77RF37	4
5.6	902	250	1.32	SA 77RF37	4
6.3	790	219	1.51	SAF 77RF37	4
3.0	1457	230.48	2.58	S 97	8
3.3	1311	207.48	2.87	SF 97	8
3.6	1187	187.89	3.18	SA 97	8
				SAF 97	8
4.1	1048	222.00	2.04	S 87	6
4.6	935	198.00	2.29	SF 87	6
5.5	786	166.43	2.73	SA 87	6
				SAF 87	6
6.2	690	223.26	3.10	S 87	4
7.0	612	198.00	3.50	SF 87	4
8.4	515	166.43	4.16	SA 87	4
				SAF 87	4
3.8	1139	241.09	1.05	S 77	6
4.4	973	206.04	1.23	SF 77	6
4.8	892	188.89	1.34	SA 77	6
5.5	783	165.75	1.53	SAF 77	6
5.8	745	241.09	1.60		
6.7	637	206.04	1.87		
7.4	584	188.89	2.04	S 77	4
8.4	512	165.75	2.33	SF 77	4
8.8	486	157.08	2.46	SA 77	4
10	425	137.48	2.81	SAF 77	4
11	383	123.86	3.12		
13	336	108.65	3.55		

输出转速 Output speed r/min	输出扭矩 Output torque Nm	传动比 Ratio i	使用系数 Service factor f_B	机型号 Type Type	极数 Pole p
0.75kW					
6.8	634	205.11	0.80		
7.7	558	180.46	0.88		
8.2	527	170.40	0.93		
9.7	445	144.00	1.10		
11	402	130.00	1.22		
12	354	114.38	1.38		
13	334	108.00	1.46	S 67	4
15	284	91.96	1.72	SF 67	4
17	258	83.57	1.89	SA 67	4
19	224	72.39	2.18	SAF 67	4
21	234	65.00	2.09		
22	195	63.00	2.51		
24	206	57.19	2.37		
26	195	54.00	2.51		
30	166	45.98	2.95		
13	331	70.04	0.85		
14	369	66.89	0.80	S 57	6
15	345	62.53	0.82	SF 57	6
17	298	54.05	0.95	SA 57	6
20	253	45.92	1.11	SAF 57	6
22	226	41.00	1.25		
13	334	108.09	0.84		
15	284	91.84	0.99		
17	254	82.00	1.11		
20	217	70.04	1.30		
21	241	66.89	1.17		
22	226	62.53	1.25		
26	195	54.05	1.45		
30	166	45.92	1.70	S 57	4
34	148	41.00	1.91	SF 57	4
40	126	35.02	2.23	SA 57	4
42	118	32.80	2.38	SAF 57	4
46	124	30.12	2.27		
53	108	26.11	2.62		
57	101	24.40	2.80		
66	87	21.09	3.24		
78	74	17.92	3.82		
87	66	16.00	4.28		
102	56	13.67	5.00		
31	162	45.00	0.99		
36	139	38.44	1.15		
39	130	36.00	1.23		
46	109	30.33	1.46		
50	114	27.74	1.40	S 47	4
54	107	25.93	1.50	SF 47	4
62	92	22.41	1.73	SA 47	4
73	78	19.04	2.04	SAF 47	4
82	70	17.00	2.28		
96	60	14.52	2.67		
102	56	13.60	2.85		
121	47	11.46	3.39		
74	78	18.85	1.09		
84	68	16.48	1.25	S 37	4
90	64	15.45	1.33	SF 37	4
102	56	13.63	1.51	SA 37	4
115	50	12.08	1.71	SAF 37	4
135	42	10.27	2.01		

S SERIES

输出转速 Output speed r/min	输出扭矩 Output torque Nm	传动比 Ratio i	使用系数 Service factor f_B	机型号 Type Type	极数 Pole p
1.1kW					
1.7	4328	824	0.87		
2.0	3750	714	1.00	S 97RF57	4
2.2	3288	626	1.14	SF 97RF57	4
2.6	2826	538	1.33	SA 97RF57	4
2.9	2542	484	1.48	SAF 97RF57	4
3.3	2206	420	1.70		
2.2	2341	624	0.92		
2.5	2512	558	0.85		
2.9	2547	485	0.84		
3.2	2285	435	0.94	S 87RF57	4
3.7	1985	378	1.08	SF 87RF57	4
4.3	1697	323	1.26	SA 87RF57	4
5.0	1476	281	1.45	SAF 87RF57	4
5.5	1339	255	1.60		
6.3	1166	222	1.84		
6.8	1077	205	1.99		
6.4	1150	219	1.04	S 77RF57	4
				SF 77RF57	4
				SA 77RF57	4
				SAF 77RF57	4
3.0	2136	230.48	1.76	S 97	8
3.3	1923	207.48	1.96	SF 97	8
3.6	1742	187.89	2.16	SA 97	8
				SAF 97	8
3.9	1596	230.48	2.36	S 97	6
4.4	1437	207.48	2.62	SF 97	6
4.8	1301	187.89	2.89	SA 97	6
				SAF 97	6
6.3	999	222.00	2.14	S 87	4
7.1	891	198.00	2.40	SF 87	4
8.4	749	166.43	2.86	SA 87	4
9.2	689	152.95	3.11	SAF 87	4
10.3	612	135.83	3.50		
5.8	1085	241.09	1.10		
6.8	928	206.04	1.29		
7.4	850	188.89	1.40		
8.4	746	165.75	1.60	S 77	4
8.9	707	157.08	1.69	SF 77	4
10	649	137.48	1.93	SA 77	4
11	558	123.86	2.14	SAF 77	4
13	489	108.65	2.44		
15	432	95.88	2.77		
11	585	130.00	0.84		
12	515	114.38	0.95		
13	486	108.00	1.01		
15	414	91.96	1.18		
17	376	83.57	1.30		
19	326	72.39	1.50		
22	341	65.00	1.43	S 67	4
22	284	63.00	1.73	SF 67	4
24	300	57.19	1.63	SA 67	4
26	284	54.00	1.73	SAF 67	4
30	242	45.98	2.02		
34	220	41.79	2.23		
39	190	36.20	2.57		
44	165	31.50	2.96		
53	139	26.40	3.53		

输出转速 Output speed r/min	输出扭矩 Output torque Nm	传动比 Ratio i	使用系数 Service factor f_B	机型号 Type Type	极数 Pole p
1.1kW					
20	315	70.04	0.89		
21	351	66.89	0.80		
22	328	62.53	0.86		
26	384	54.05	0.99		
30	241	45.92	1.17		
34	215	41.00	1.31		
40	184	35.02	1.53		
43	172	32.80	1.64	S 57	4
46	181	30.12	1.56	SF 57	4
54	157	26.11	1.80	SA 57	4
57	146	24.40	1.93	SAF 57	4
66	127	24.09	2.23		
78	108	17.92	2.62		
88	96	16.00	2.94		
102	82	13.67	3.44		
109	77	12.80	3.67		
130	65	10.78	4.36		
46	182	30.33	0.88		
50	167	27.74	0.96		
54	156	25.93	1.03	S 47	4
62	135	22.41	1.19	SF 47	4
74	114	19.04	1.40	SA 47	4
82	102	17.00	1.57	SAF 47	4
96	87	14.52	1.84		
103	82	13.60	1.96		
122	69	11.46	2.33		
1.5kW					
2.0	4383	714	0.86		
2.2	4484	626	0.84		
2.6	3853	538	0.98	S 97RF57	4
2.9	3467	484	1.08	SF 97RF57	4
3.3	3008	420	1.25	SA 97RF57	4
3.7	3693	376	1.40	SAF 97RF57	4
4.3	2342	327	1.61		
2.9	2481	485	0.86		
3.2	2225	435	0.96		
3.7	2707	378	0.79	S 87RF57	4
4.3	2331	323	0.93	SF 87RF57	4
5.0	2013	281	1.06	SA 87RF57	4
5.5	1826	255	1.17	SAF 87RF57	4
6.3	1590	222	1.35		
6.8	1468	205	1.46		
3.0	2871	230.48	1.31	S 97	8
3.3	2584	207.48	1.45	SF 97	8
3.7	2340	187.89	1.61	SA 97	8
4.1	2076	166.62	1.81	SAF 97	8
4.0	2153	230.48	1.75	S 97	6
4.4	1938	207.48	1.94	SF 97	6
4.9	1755	187.89	2.14	SA 97	6
5.5	1557	166.62	2.42	SAF 97	6
6.1	1415	230.48	2.66	S 97	4
6.7	1274	207.48	2.95	SF 97	4
7.5	1154	187.89	3.26	SA 97	4
				SAF 97	4
4.1	2074	222.00	1.03	S 87	6
4.6	1850	198.00	1.16	SF 87	6
5.5	1555	166.43	1.38	SA 87	6
6.0	1429	152.95	1.50	SAF 987	6

S SERIES

1.5kW

输出转速 Output speed r/min	输出扭矩 Output torque Nm	传动比 Ratio i	使用系数 Service factor f_B	机型号 Type Type	极数 Pole p
6.3	1363	222.00	1.56		
7.1	1216	198.00	1.76		
8.4	1022	166.43	2.10	S 87	4
9.2	939	152.95	2.28	SF 87	4
10	834	135.83	2.57	SA 87	4
12	746	121.44	2.87	SAF 87	4
13	670	109.19	3.20		
15	582	94.77	3.68		
7.4	1160	188.89	1.03		
8.4	1018	165.75	1.17		
8.9	964	157.08	1.24		
10	844	137.48	1.41		
11	760	123.86	1.57		
13	667	108.65	1.79		
15	589	95.88	2.03	S 77	4
16	522	85.00	2.29	SF 77	4
18	564	78.78	2.12	SA 77	4
19	517	72.22	2.31	SAF 77	4
22	454	63.38	2.63		
23	430	60.06	2.78		
27	377	52.57	3.17		
30	339	47.369	3.52		
34	298	41.54	4.01		
17	513	83.57	0.95		
19	444	72.39	1.10		
22	466	65.00	1.05		
22	387	63.00	1.26		
24	410	57.19	1.19		
26	387	54.00	1.26		
30	329	45.98	1.48		
34	299	41.79	1.63	S 67	4
39	259	36.20	1.89	SF 67	4
44	226	31.50	2.17	SA 67	4
53	216	26.40	2.26	SAF 67	4
59	195	23.83	2.51		
67	171	20.92	2.86		
71	162	19.80	3.02		
83	138	16.86	3.54		
91	125	15.32	3.90		
106	109	13.27	4.50		
121	95	11.55	5.17		
43	235	32.80	1.20		
46	247	30.12	1.14		
54	214	26.11	1.32		
57	200	24.40	1.41	S 57	4
66	173	21.09	1.63	SF 57	4
78	147	17.92	1.92	SA 57	4
88	131	16.00	2.15	SAF 57	4
102	112	13.67	2.52		
109	105	12.80	2.69		
130	88	10.78	3.20		
96	119	14.52	1.35	S 47	4
103	111	13.60	1.44	SF 47	4
122	94	11.46	1.71	SA 47	4
				SAF 47	4

2.2kW

输出转速 Output speed r/min	输出扭矩 Output torque Nm	传动比 Ratio i	使用系数 Service factor f_B	机型号 Type Type	极数 Pole p
3.4	4350	420	0.86		
3.8	3894	376	0.97	S 97RF57	4
4.3	3387	327	1.11	SF 97RF57	4
4.9	2972	287	1.26	SA 97RF57	4
5.6	2610	252	1.44	SAF 97RF57	4
4.1	3091	230.48	1.22	S 97	6
4.5	2782	207.48	1.35	SF 97	6
5.0	2520	187.89	1.49	SA 97	6
				SAF 97	6
6.2	2046	230.48	1.84		
6.8	1842	207.48	2.04		
7.6	1668	187.89	2.25		
8.5	1479	166.62	2.54	S 97	4
9.4	1337	150.64	2.81	SF 97	4
11	1133	127.68	3.32	SA 97	4
13	990	111.52	3.80	SAF 97	4
15	828	93.52	4.54		
17	863	83.31	4.36		
6.4	1971	222.00	1.08		
7.2	1758	198.00	1.22		
8.5	1477	166.43	1.45		
9.3	1358	152.95	1.58		
10	1206	135.83	1.78		
12	1078	121.44	1.99	S 87	4
13	969	109.19	2.21	SF 87	4
15	841	94.77	2.55	SA 87	4
17	753	84.86	2.84	SAF 87	4
19	783	75.63	2.74		
20	625	70.40	3.43		
21	700	67.62	3.06		
23	630	60.80	3.40		
27	547	52.77	3.92		
10	1220	137.48	0.98		
11	1100	123.86	1.09		
13	965	108.65	1.24		
15	851	95.88	1.40		
17	755	85.00	1.58		
18	816	78.78	1.46		
20	748	72.22	1.60		
22	656	63.38	1.82	S 77	4
24	622	60.06	1.92	SF 77	4
27	544	52.57	2.19	SA 77	4
30	491	47.36	2.43	SAF 77	4
34	430	41.54	2.78		
39	380	36.66	3.14		
44	337	32.50	3.55		
51	287	27.75	4.15		
55	307	25.93	3.89		
62	269	22.75	4.43		
66	255	21.56	4.68		
31	476	45.98	1.03		
34	433	41.79	1.13		
39	375	36.20	1.30		
45	326	31.50	1.50		
54	312	26.40	1.56	S 67	4
60	282	23.83	1.73	SF 67	4
68	248	20.97	1.97	SA 67	4
72	234	19.80	2.09	SAF 67	4
84	200	16.86	2.45		
93	181	15.32	2.7		
107	157	13.27	3.11		
123	137	11.55	3.58		

2.2kW

输出转速 Output speed r/min	输出扭矩 Output torque Nm	传动比 Ratio i	使用系数 Service factor f_B	机型号 Type Type	极数 Pole p
89	189	16.00	1.49	S 57	4
104	162	13.67	1.74	SF 57	4
111	152	12.80	1.86	SA 57	4
132	128	10.78	2.21	SAF 57	4

3kW

输出转速 Output speed r/min	输出扭矩 Output torque Nm	传动比 Ratio i	使用系数 Service factor f_B	机型号 Type Type	极数 Pole p
4.9	4053	287	0.93	S 97RF57	4
				SF 97RF57	4
				SA 97RF57	4
				SAF 97RF57	4
6.2	2790	230.48	1.35		
6.8	2512	207.48	1.50		
7.6	2275	187.89	1.65		
8.5	2017	166.62	1.86	S 97	4
9.4	1824	150.64	2.06	SF 97	4
11	1546	127.68	2.43	SA 97	4
13	1350	111.52	2.79	SAF 97	4
15	1129	93.27	3.33		
17	1177	83.31	3.20		
18	978	80.75	3.85		
8.5	2015	166.43	1.06		
9.3	1852	152.95	1.16		
10	1644	135.83	1.30		
12	1470	121.44	1.46		
13	1322	109.19	1.62		
15	1147	94.77	1.87		
17	1027	84.86	2.09		
19	1068	75.63	2.01	S 87	4
20	852	70.40	2.51	SF 87	4
21	955	67.62	2.24	SA 87	4
23	859	60.80	2.50	SAF 87	4
27	745	52.77	2.88		
30	667	47.25	3.21		
33	696	43.13	3.08		
36	554	39.20	3.87		
37	617	38.25	3.47		
42	481	34.09	4.45		
17	1029	85.00	1.16		
18	1113	78.78	1.07		
20	1020	72.22	1.17		
22	895	63.38	1.33		
24	848	60.06	1.41		
27	742	52.57	1.61		
30	669	47.36	1.79		
34	587	41.54	2.04		
39	518	26.66	2.31	S 77	4
44	459	32.50	2.60	SF 77	4
51	392	27.75	3.05	SA 77	4
55	419	25.93	2.85	SAF 77	4
62	367	22.75	3.25		
66	348	21.56	3.43		
75	305	18.87	3.92		
84	274	17.00	4.35		
95	241	14.91	4.96		
108	212	13.16	5.62		
122	188	11.67	6.34		
143	161	9.96	7.43		

3kW

输出转速 Output speed r/min	输出扭矩 Output torque Nm	传动比 Ratio i	使用系数 Service factor f_B	机型号 Type Type	极数 Pole p
39	511	36.20	0.96		
45	445	31.50	1.10		
54	426	26.40	1.15		
60	385	23.83	1.27	S 67	4
68	338	20.97	1.44	SF 67	4
72	320	19.80	1.53	SA 67	4
84	272	16.86	1.80	SAF 67	4
93	247	15.32	1.98		
107	214	13.27	2.28		
123	186	11.55	2.62		
104	221	13.67	1.28	S 57	4
111	207	12.80	1.36	SF 57	4
132	174	10.78	1.62	SA 57	4
				SAF 57	4

4kW

输出转速 Output speed r/min	输出扭矩 Output torque Nm	传动比 Ratio i	使用系数 Service factor f_B	机型号 Type Type	极数 Pole p
6.2	3668	230.48	1.02		
6.9	3302	207.48	1.14		
7.7	2991	187.89	1.26		
8.6	2652	166.62	1.42		
9.6	2398	150.64	1.57		
11	2032	127.68	1.85	S 97	4
13	1775	111.52	2.12	SF 97	4
15	1485	93.27	2.53	SA 97	4
17	1547	83.31	2.43	SAF 97	4
18	1285	80.75	2.93		
19	1399	75.32	2.69		
23	1185	63.84	3.17		
26	1035	55.76	3.63		
12	1933	121.44	1.11		
13	1738	109.19	1.23		
15	1508	94.77	1.42		
17	1351	84.86	1.59		
19	1404	75.63	1.53		
20	1121	70.40	1.91		
21	1256	67.62	1.71		
24	1129	60.80	1.90	S 87	4
27	980	52.77	2.19	SF 87	4
30	877	47.25	2.44	SA 87	4
33	915	43.13	2.34	SAF 87	4
37	728	39.20	2.94		
38	812	38.25	2.64		
42	633	34.09	3.39		
45	682	32.15	3.14		
49	627	29.24	3.42		
55	557	26.24	3.85		
61	498	23.46	4.30		
24	1115	60.06	1.07		
27	976	52.57	1.22		
30	879	47.36	1.36		
35	771	41.54	1.55		
39	681	36.66	1.75		
44	604	32.50	1.98		
52	515	27.75	2.32	S 77	4
56	550	25.93	2.17	SF 77	4
63	483	22.75	2.47	SA 77	4
67	458	21.56	2.61	SAF 77	4
76	400	18.87	2.98		
85	361	17.00	3.31		
97	316	14.90	3.77		
109	279	13.16	4.28		
123	248	11.67	4.82		
145	211	9.96	5.65		

S SERIES

S SERIES

输出转速 Output speed r/min	输出扭矩 Output torque Nm	传动比 Ratio i	使用系数 Service factor f_B	机型号 Type Type	极数 Pole p
4kW					
73	420	19.80	1.16	S 67	4
85	358	16.86	1.37	SF 67	4
94	325	15.32	1.50	SA 67	4
109	282	13.27	1.74	SAF 67	4
125	245	11.55	1.99		
5.5kW					
8.6	3647	166.62	1.03		
9.6	3297	150.64	1.14		
11	2794	127.68	1.35		
13	2441	111.52	1.54		
15	2041	93.27	1.84	S 97	4
17	2127	83.31	1.77	SF 97	4
18	1767	80.75	2.13	SA 97	4
19	1923	75.32	1.96	SAF 97	4
23	1630	63.84	2.31		
26	1424	55.76	2.64		
31	1191	46.64	3.16		
36	1031	40.38	3.65		
17	1857	84.86	1.15		
19	1931	75.63	1.11		
20	1541	70.40	1.39		
21	1727	67.62	1.24		
24	1552	60.80	1.38		
27	1347	52.77	1.59		
30	1206	47.25	1.78		
33	1259	43.13	1.70		
37	1001	39.20	2.14	S 87	4
38	1116	38.25	1.92	SF 87	4
42	870	34.09	2.46	SA 87	4
45	938	32.15	2.28	SAF 87	4
49	862	29.55	2.49		
55	766	26.24	2.80		
61	685	23.46	3.13		
68	615	21.09	3.48		
79	534	18.31	4.01		
88	478	16.39	4.48		
106	397	13.60	5.40		
122	345	11.83	6.21		
35	1061	41.54	1.13		
39	936	36.66	1.28		
44	830	32.50	1.44		
52	709	27.75	1.69		
56	757	25.93	1.58	S 77	4
63	664	22.75	1.80	SF 77	4
67	629	21.56	1.90	SA 77	4
76	551	18.87	2.17	SAF 77	4
85	496	17.00	2.41		
97	435	14.91	2.74		
109	384	13.16	3.11		
123	341	11.67	3.51		
145	291	9.96	4.11		
94	447	15.32	1.09	S 67	4
109	387	13.27	1.26	SF 67	4
125	337	11.55	1.45	SA 67	4
				SAF 67	4

输出转速 Output speed r/min	输出扭矩 Output torque Nm	传动比 Ratio i	使用系数 Service factor f_B	机型号 Type Type	极数 Pole p
7.5kW					
13	3304	111.52	1.14		
16	2764	93.27	1.36		
18	2880	83.31	1.31		
18	2393	80.75	1.57		
19	2604	75.32	1.44		
23	2207	63.84	1.70		
26	1928	55.76	1.95	S 97	4
31	1612	46.64	2.33	SF 97	4
36	1396	40.38	2.69	SA 97	4
40	1438	36.39	2.62	SAF 97	4
45	1294	32.76	2.91		
49	1172	29.67	3.21		
55	1039	26.31	3.62		
61	940	23.79	4.00		
72	796	20.16	4.72		
31	1633	47.25	1.31		
34	1704	43.13	1.26		
37	1355	39.20	1.58		
38	1511	38.25	1.42		
43	1178	34.09	1.82		
45	1270	32.15	1.69	S 87	4
49	1167	29.55	1.84	SF 87	4
56	1037	26.24	2.07	SA 87	4
62	927	23.46	2.31	SAF 87	4
69	833	21.09	2.57		
80	723	18.31	2.96		
89	648	16.39	3.31		
107	537	13.60	3.99		
123	467	11.83	4.59		
53	959	27.75	1.24		
56	1024	25.93	1.17		
64	899	22.75	1.33		
68	852	21.56	1.40	S 77	4
77	746	18.87	1.60	SF 77	4
86	672	17.00	1.78	SA 77	4
98	589	14.91	2.03	SAF 77	4
111	520	13.16	2.30		
125	461	11.67	2.59		
147	394	9.96	3.03		
11kW					
26	2808	55.76	1.34		
31	2349	46.64	1.60		
36	2034	4.38	1.85		
40	2095	36.39	1.80		
45	1886	32.76	1.99	S 97	4
49	1708	29.67	2.20	SF 97	4
55	1514	26.31	2.48	SA 97	4
61	1369	23.79	2.75	SAF 97	4
72	1160	20.16	3.24		
83	1014	17.61	3.71		
99	848	14.73	4.43		
115	734	12.75	5.12		
56	1510	26.24	1.42		
62	1350	23.46	1.59		
69	1214	24.09	1.77	S 87	4
80	1054	18.31	2.03	SF 87	4
89	943	16.39	2.27	SA 87	4
107	783	13.60	2.74	SAF 87	4
123	681	11.83	3.15		

输出转速 Output speed r/min	输出扭矩 Output torque Nm	传动比 Ratio i	使用系数 Service factor f_B	机型号 Type Type	极数 Pole p
15kW					
31	3203	46.64	1.17		
36	2773	40.38	1.36		
40	2856	36.39	1.32		
45	2571	32.76	1.46	S 97	4
49	2329	29.67	1.61	SF 97	4
55	2065	26.31	1.82	SA 97	4
61	1867	23.79	2.01	SAF 97	4
72	1582	20.16	2.38		
83	1382	17.61	2.72		
99	1156	14.73	3.25		
115	1001	12.75	3.76		
89	1287	16.39	1.67	S 87	4
107	1068	13.60	2.01	SF 87	4
123	929	11.83	2.31	SA 87	4
				SAF 87	4
18.5kW					
40	3499	36.39	1.07		
45	3150	32.76	1.19		
50	2853	29.67	1.32	S 97	4
56	2530	26.31	1.49	SF 97	4
62	2287	23.79	1.64	SA 97	4
73	1938	20.16	1.94	SAF 97	4
83	1693	17.61	2.22		
100	1416	14.73	2.65		
115	1226	12.75	3.07		
22kW					
56	3008	26.31	1.25		
62	2720	23.79	1.38	S 97	4
73	2305	20.16	1.63	SF 97	4
83	2014	17.61	1.87	SA 97	4
100	1684	14.73	2.23	SAF 97	4
115	1458	12.75	2.58		

输出转速 Output speed r/min	输出扭矩 Output torque Nm	传动比 Ratio i	使用系数 Service factor f_B	机型号 Type Type	极数 Pole p

S SERIES

Mamax Permissible torque Nm	输出转速 Output speed r/min	传动比 Ratio i	机型号 Type Type	功率 Power kW/4P
90	7.8	179	S 37RF17 SF 37RF17 SA 37RF17 SAF 37RF17	0.18
	8.8	158		
	9.7	144		
	12	118		
	13	110		0.25
170	3.6	388	S 47RF17 SF 47RF17 SA 47RF17 SAF 47RF17	0.18
	4.1	336		
	4.7	294		
	5.4	257		0.25
	6.1	229		
	7.0	200		
	7.4	187		
	8.4	165		
300	2.4	574	S 57RF17 SF 57RF17 SA 57RF17 SAF 57RF17	0.18
	2.7	506		
	3.2	738		
	3.6	388		
	4.1	336		0.25
	4.7	294		
	5.2	269		
	6.1	229		0.37
	6.8	204		
	7.4	187		
	8.4	165		0.55
	11	131		
520	1.3	1045	S 67RF37 SF 67RF37 SA 67RF37 SAF 67RF37	0.18
	1.5	914		
	1.7	809		
	2.0	712		
	2.3	615		0.25
	2.6	543		
	3.0	469		0.55
	3.3	424		
	3.8	365		
	4.4	319		0.37
	4.9	281		
	5.7	246		
	6.3	221		
	7.0	198		0.75
1270	0.45	3098	S 77RF37 SF 77RF37 SA 77RF37 SAF 77RF37	0.18
	0.67	2083		
	0.77	1813		
	0.80	1745		
	0.87	1600		
	1.0	1404		0.25
	1.1	1245		
	1.3	1100		
	1.5	954		0.37
	1.7	837		
	1.9	714		
	2.2	637		0.55
	2.4	574		
	2.8	499		
	3.2	438		0.75
	3.6	389		
	4.3	327		1.1
	4.8	289		
	5.6	250		
	6.4	219		

Mamax Permissible torque Nm	输出转速 Output speed r/min	传动比 Ratio i	机型号 Type Type	功率 Power kW/4P
2280	0.24	5875	S 87RF57 SF 87RF57 SA 87RF57 SAF 87RF57	0.18
	0.27	5187		
	0.30	4606		
	0.36	3872		0.25
	0.40	3475		
	0.48	2905		
	0.54	2586		0.37
	0.60	2335		
	0.68	2054		
	0.76	1824		0.55
	0.85	1631		
	1.0	1332		
	1.2	1191		
	1.3	1032		0.75
	1.5	930		
	1.7	831		
	1.9	719		1.1
	2.2	624		
	2.5	558		
	2.9	485		1.5
	3.2	435		
	3.7	378		
	4.4	323		2.2
	5.1	281		
4000	0.16	8608	S 97RF57 SF 97RF57 SA 97RF57 SAF 97RF57	0.18
	0.18	7554		
	0.21	6640		
	0.24	5780		
	0.28	4937		
	0.31	4444		0.25
	0.35	4017		
	0.40	3453		
	0.45	3108		0.37
	0.52	2654		
	0.60	2329		
	0.67	2081		0.55
	0.75	1860		
	0.88	1574		
	1.0	1394		0.75
	1.1	1223		
	1.3	1070		
	1.5	928		1.1
	1.7	824		
	2.0	714		1.5
	2.2	626		
	2.6	538		
	2.9	484		2.2
	3.4	420		
	3.8	376		
	4.3	327		3
	4.9	287		
	5.7	252		4
	6.6	219		

◎表上所配动率均有超载，按实际条件确定的转矩不得大于减速机额定转矩。

◎The power are all overload in the table.The decided torque according to operating condition should not more than gear units' nominal torque.

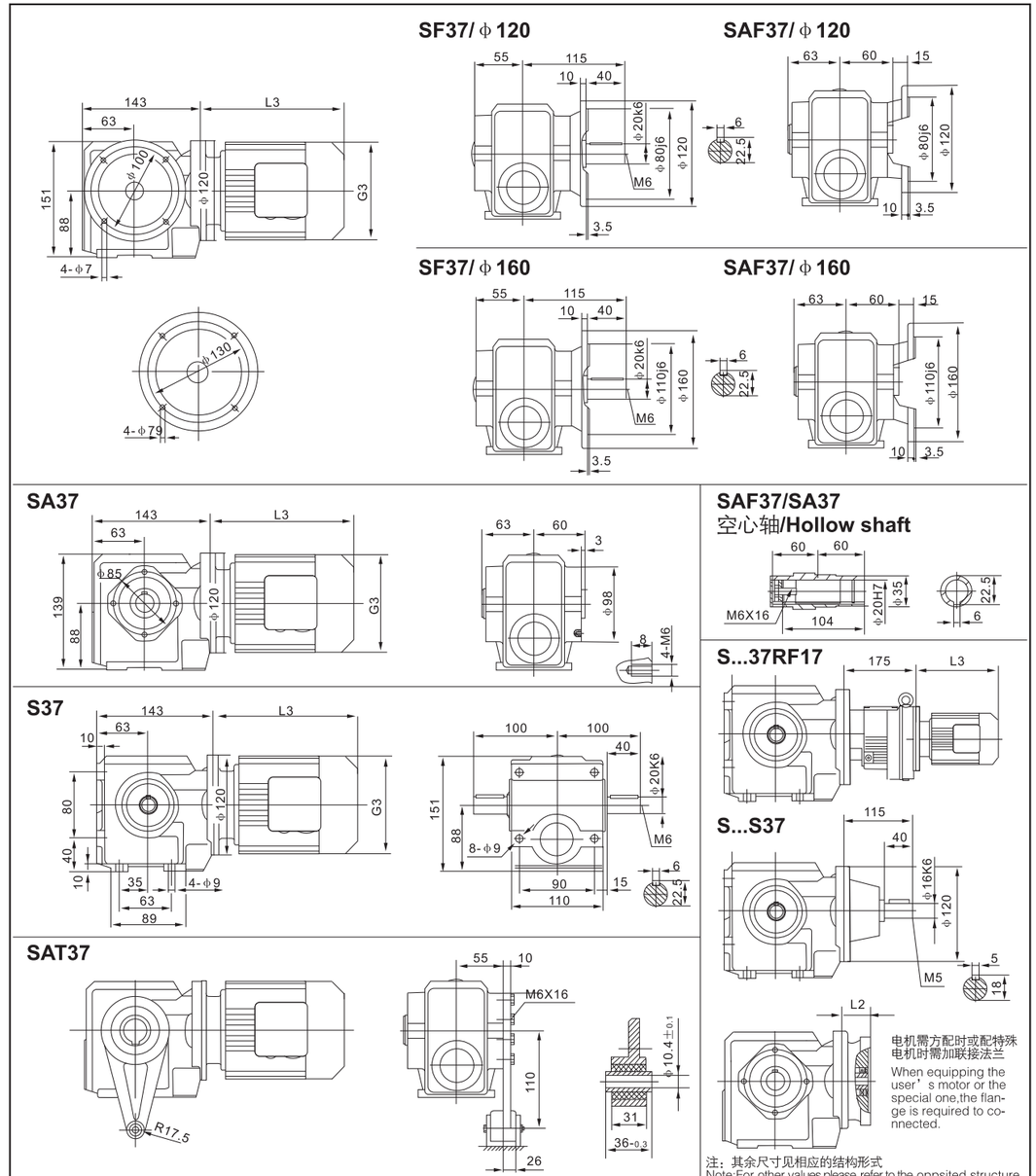

Y2电机机座号Motor size	63	71		80	
功率/4PPower/(kW)	0.18	0.25	0.37	0.55	0.75
L3	235	250		293	
G	130	145		175	
L2	85	85		127	

◎注：1.SA、SF、SAF、SAZ壳体为通用件，安装尺寸均可互相参照。2.“S..”表示S、SA、SF、SAF、SAZ。3.带锁紧盘式，详见156页。
Note:1.The housings of SA、SF、SAF、SAZ are common parts.The mounting dimensions may consult each other.2.“S..” mean S、SA、SF、SAF、SAZ
3.Hollow shaft output with shrink disk,see P156 for detail.

S SERIES

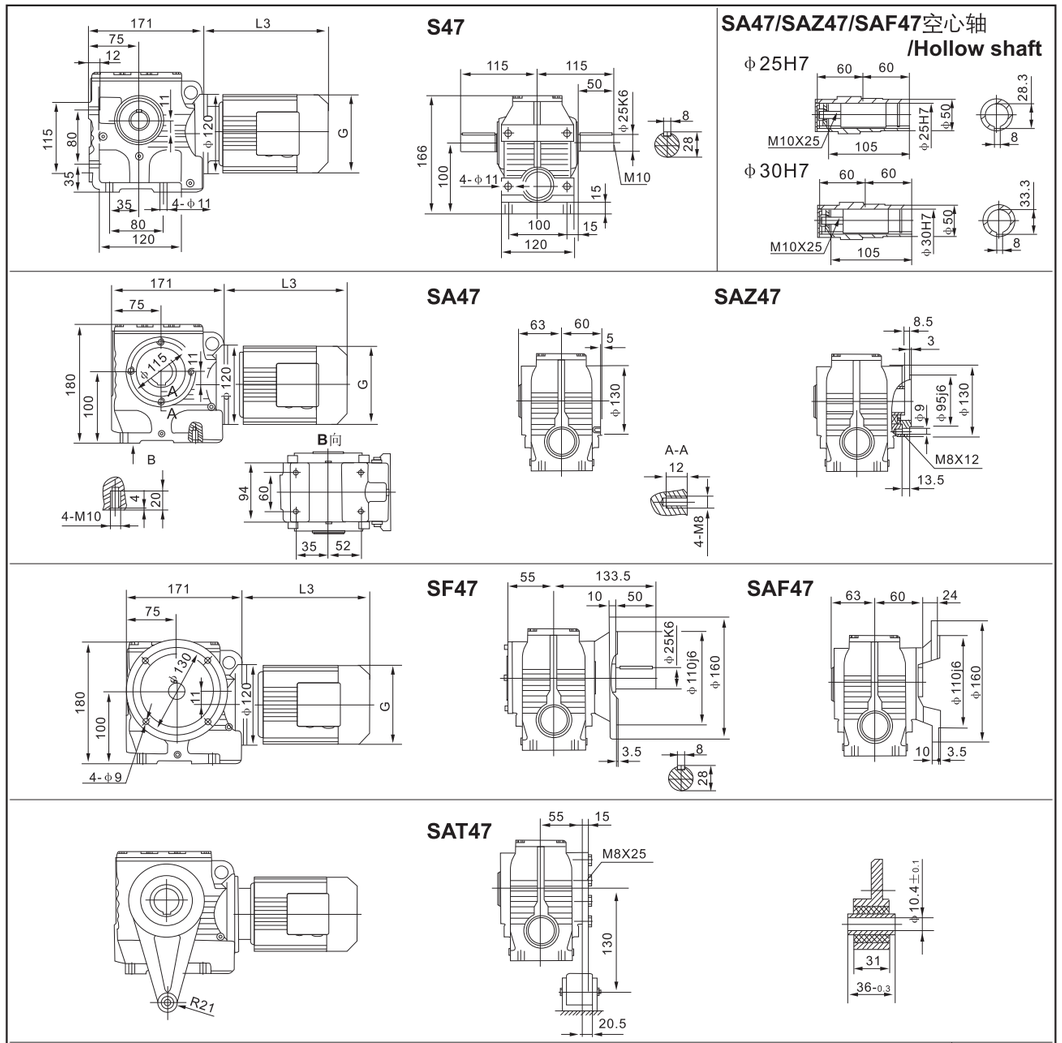

Y2电机机座号Motor size	63	71		80		90S	90L
功率/4PPower/(kW)	0.18	0.25	0.37	0.55	0.75	1.1	1.5
L3	235	250		293		308	333
G	130	145		175		195	195
L2	85	85		127		127	127

◎注：1.SA、SF、SAF、SAZ壳体为通用件，安装尺寸均可互相参照。2.“S..”表示S、SA、SF、SAF、SAZ。3.带锁紧盘式，详见156页。
Note:1.The housings of SA、SF、SAF、SAZ are common parts.The mounting dimensions may consult each other.2.“S..” mean S、SA、SF、SAF、SAZ
3.Hollow shaft output with shrink disk,see P156 for detail.

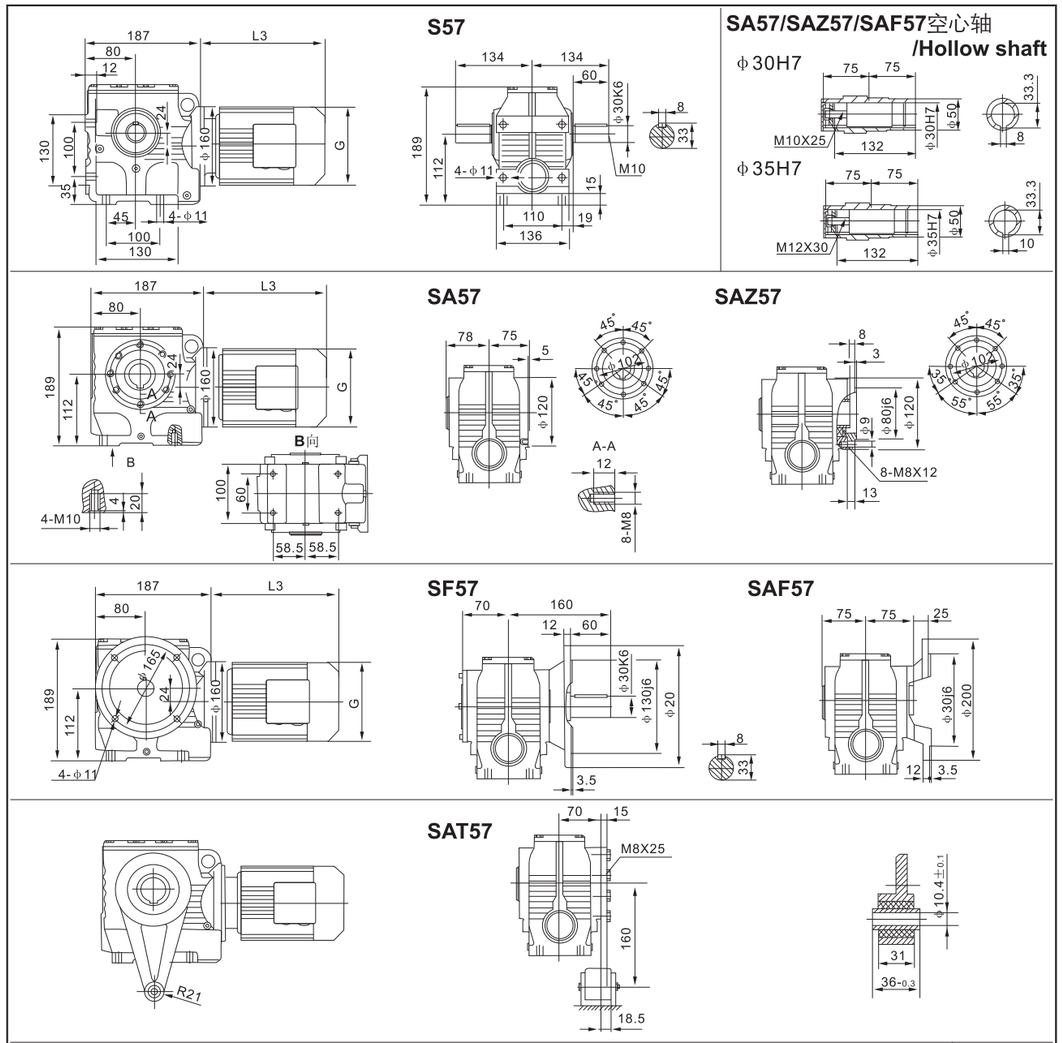

Y2电机机座号Motor size	63	71		80		90S	90L	100	
功率/4PPower/(kW)	0.18	0.25	0.37	0.55	0.75	1.1	1.5	2.2	3.0
L3	235	250		293		308	333	347	
G	130	145		175		195	95	215	
L2	85	85		127		127	127	132	

◎注：1.SA、SF、SAF、SAZ壳体为通用件，安装尺寸均可互相参照。2.“S..”表示S、SA、SF、SAF、SAZ。3.带锁紧盘式，详见156页。
Note:1.The housings of SA、SF、SAF、SAZ are common parts.The mounting dimensions may consult each other.2.“S..” mean S、SA、SF、SAF、SAZ
3.Hollow shaft output with shrink disk,see P156 for detail.

S SERIES

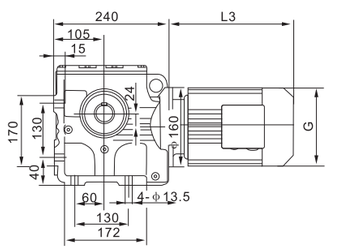

S67

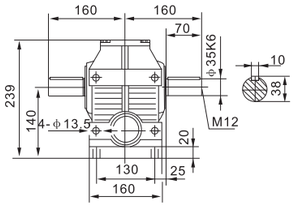

SA67/SAZ67/SAF67空心轴 /Hollow shaft

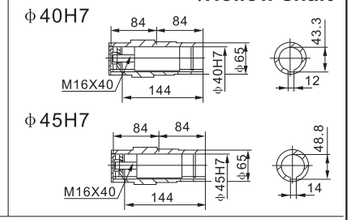

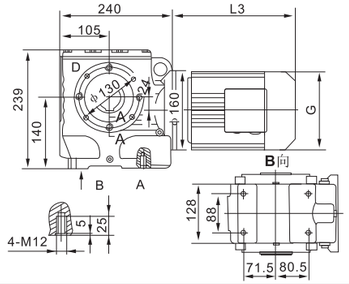

SA67

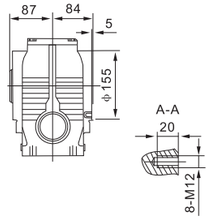

SAZ67

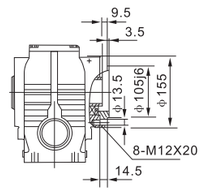

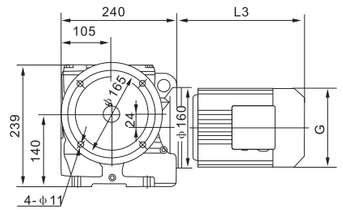

SF67

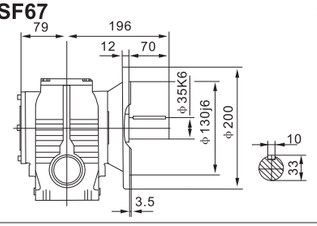

SAF67

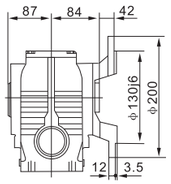

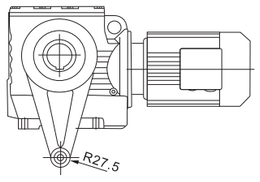

SAF67

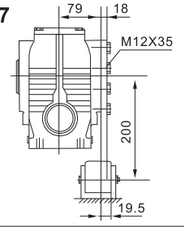

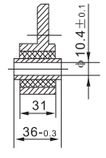

电机需方配时或配特殊电机时需加联接法兰

When equipping the user's motor or the special one,the flange is required to connected.

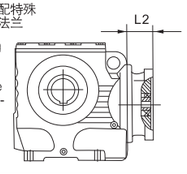

S...S67

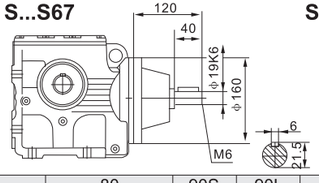

S...67RF37

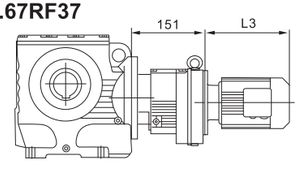

注：其余尺寸见相应的结构形式
Note:For other values please refer to the opposited structure

Y2电机机座号Motor size	71		80		90S	90L	100		112M	132S			
功率/4PPower/(kW)	0.25	0.37	0.55	0.75	1.1	1.5	2.2	3.0	4.0	5.5			
L3	244		293		304	329	357		383	428			
G	145		175		195	195	215		240	275			
L2	85		127		127	127	132		132	160			

◎注：1.SA、SF、SAF、SAZ壳体为通用件，安装尺寸均可互相参照。2.“S..”表示S、SA、SF、SAF、SAZ。3.带锁紧盘式，详见156页。
Note:1.The housings of SA、SF、SAF、SAZ are common parts.The mounting dimensions may consult each other.2.“S..” mean S、SA、SF、SAF、SAZ
3.Hollow shaft output with shrink disk,see P156 for detail.

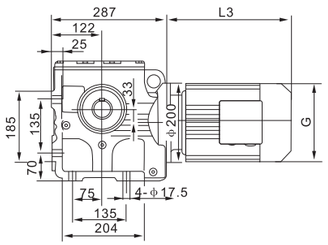

S77

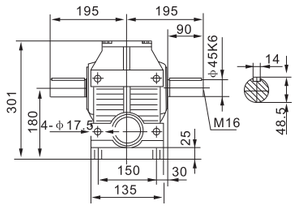

SA77/SAZ77/SAF77空心轴 /Hollow shaft

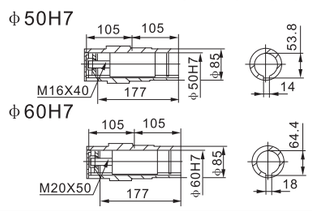

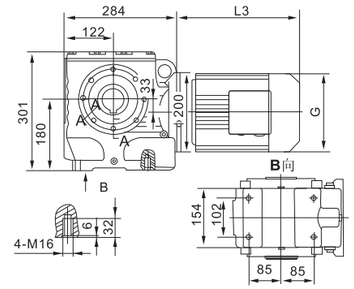

SA77

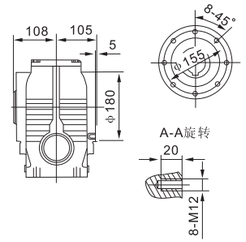

SAZ77

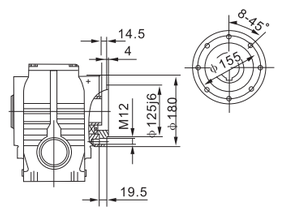

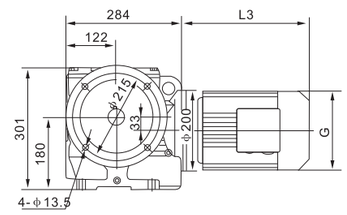

SF77

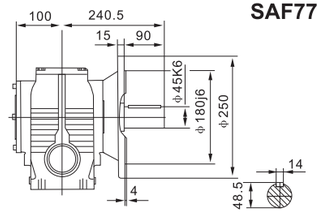

SAF77

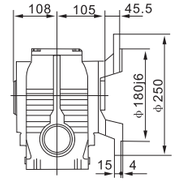

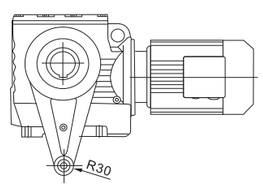

SAT77

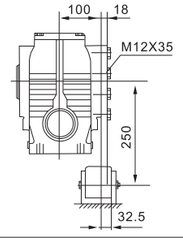

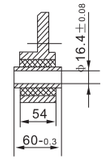

电机需方配时或配特殊电机时需加联接法兰

When equipping the user's motor or the special one,the flange is required to connected.

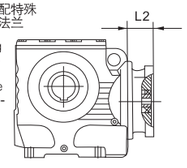

S...S77

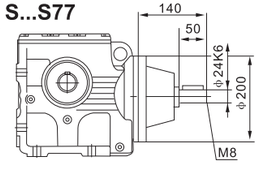

S...77RF37

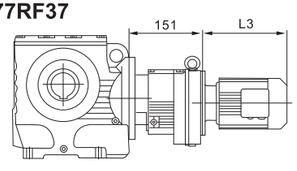

注：其余尺寸见相应的结构形式
Note:For other values please refer to the opposited structure

Y2电机机座号Motor size	80		90S	90L	100		112M	132S	132M				
功率/4PPower/(kW)	0.55	0.75	1.1	1.5	2.2	3.0	4.0	5.5	7.5				
L3	292		297	322	354		391	430	463				
G	175		195	195	215		240	275	275				
L2	127		127	127	132		132	180	180				

◎注：1.SA、SF、SAF、SAZ壳体为通用件，安装尺寸均可互相参照。2.“S..”表示S、SA、SF、SAF、SAZ。3.带锁紧盘式，详见156页。
Note:1.The housings of SA、SF、SAF、SAZ are common parts.The mounting dimensions may consult each other.2.“S..” mean S、SA、SF、SAF、SAZ
3.Hollow shaft output with shrink disk,see P156 for detail.

S SERIES

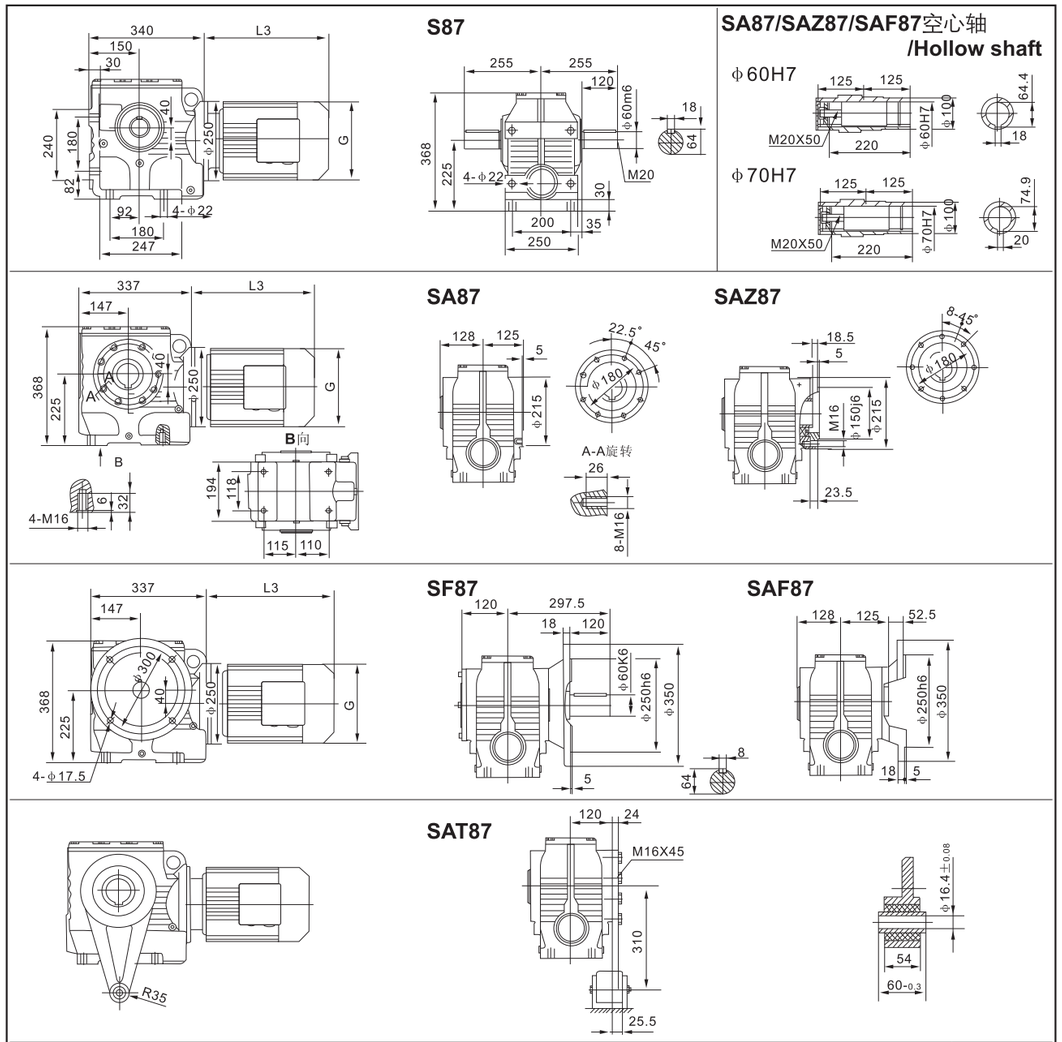

Y2电机机座号Motor size	80	90S	90L	100		112M	132S	132M	160M	160L
功率/4PPower/(kW)	0.75	1.1	1.5	2.2	3.0	4.0	5.5	7.5	11	15
L3	261	284	309	351		371	417	450	538	583
G	175	195	195	215		240	275	275	330	330
L2	127	127	127	132		132	180	180	190	190

◎注：1.SA、SF、SAF、SAZ壳体为通用件，安装尺寸均可互相参照。2.“S..”表示S、SA、SF、SAF、SAZ。3.带锁紧盘式，详见156页。
Note:1.The housings of SA、SF、SAF、SAZ are common parts.The mounting dimensions may consult each other.2.“S..” mean S、SA、SF、SAF、SAZ
3.Hollow shaft output with shrink disk,see P156 for detail.

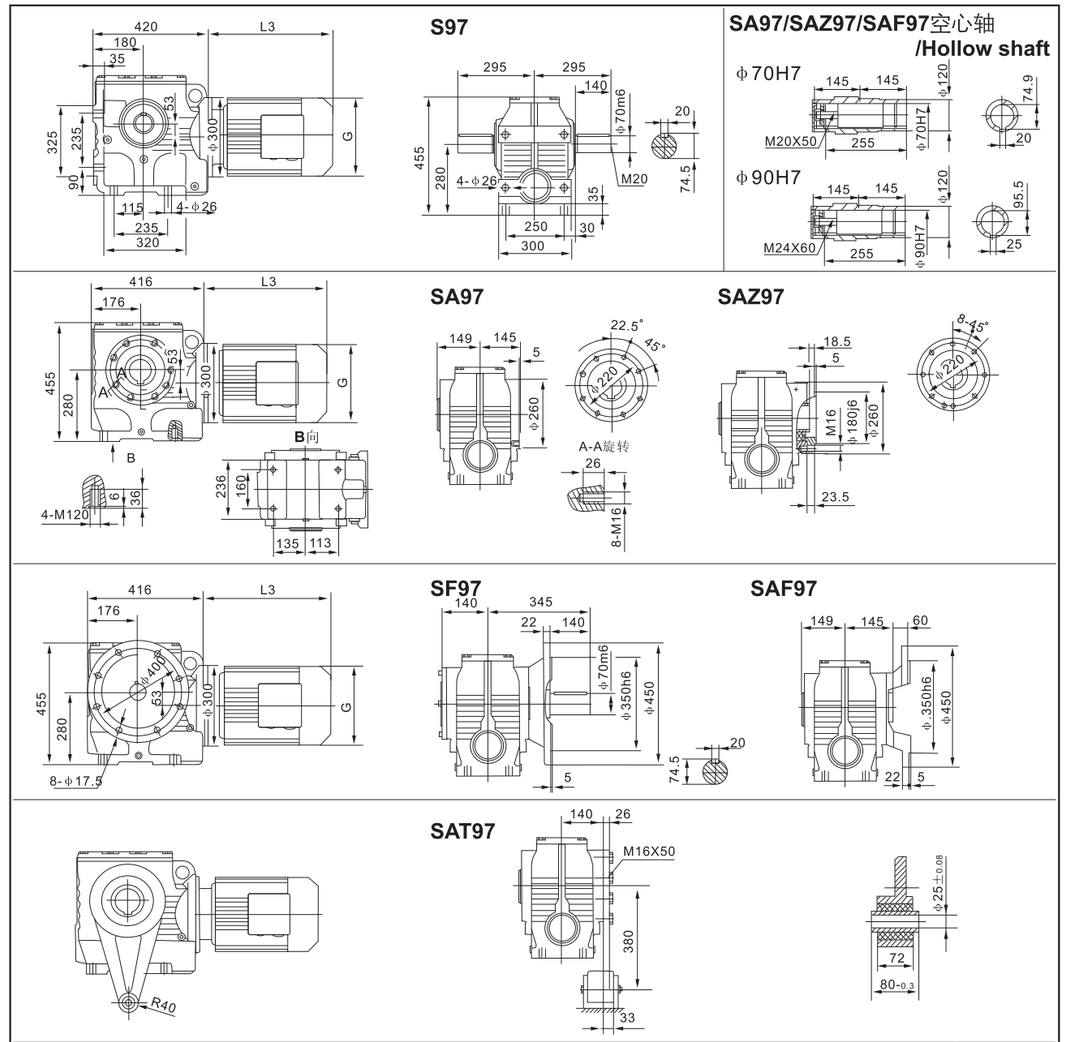

Y2电机机座号Motor size	90L	100		112M	132S	132M	160M	160L	180M	180L
功率/4PPower/(kW)	1.5	2.2	3.0	4.0	5.5	7.5	11	15	18.5	22
L3	301	322		342	411	444	529	574	593	633
G	195	215		240	275	275	330	330	380	380
L2	127	132		132	80	180	190	190	190	190

◎注：1.SA、SF、SAF、SAZ壳体为通用件，安装尺寸均可互相参照。2.“S..”表示S、SA、SF、SAF、SAZ。3.带锁紧盘式，详见156页。
Note:1.The housings of SA、SF、SAF、SAZ are common parts.The mounting dimensions may consult each other.2.“S..” mean S、SA、SF、SAF、SAZ
3.Hollow shaft output with shrink disk,see P156 for detail.

※S、F、FK系列锁紧盘尺寸图 Dimensions of shrink disk for S、F、K series

SH37

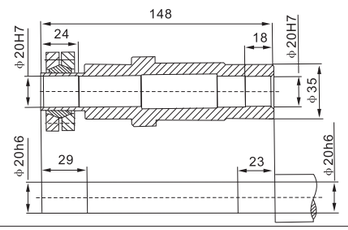

SH47

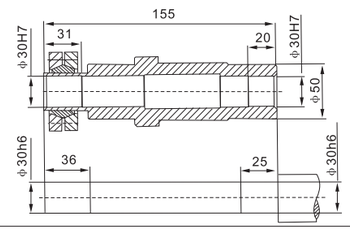

SH57

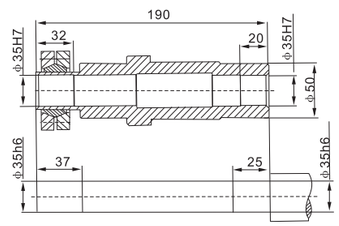

SH67

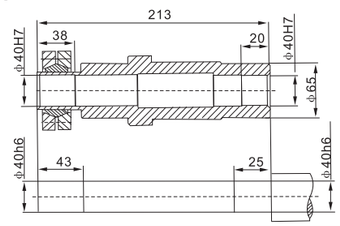

SH77

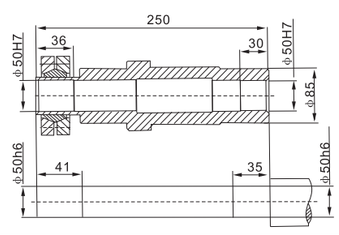

SH87

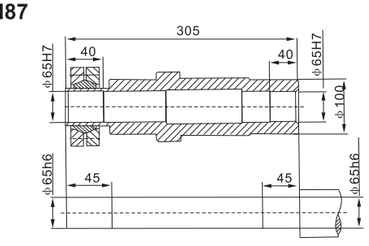

SH97..

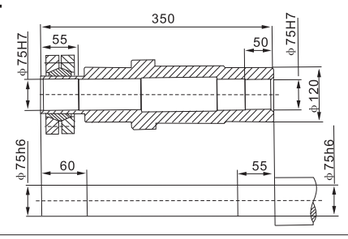

KH97../FH37..

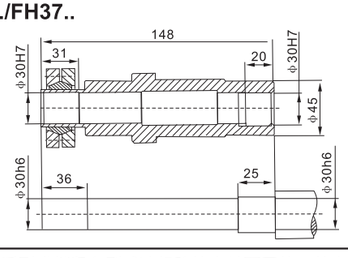

KH47../FH47..

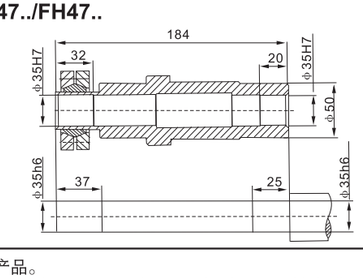

◎注：1.三大系列带锁紧盘型减速机除输出轴不同外，其余均同平键空心轴标准产品。
◎Note:1.Except the output shaft,the main four series gear units with shrink disk are the same as the standard ones with hollow shafts with plat key.

※S、F、FK系列锁紧盘尺寸图 Dimensions of shrink disk for S、F、K series

KH5../FH57..

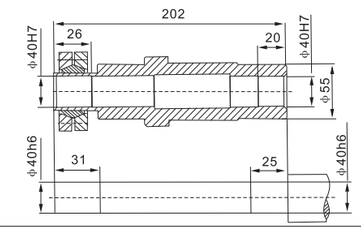

KH67../FH67

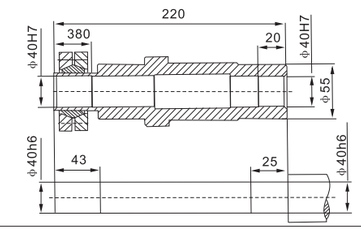

KH77../FH77..

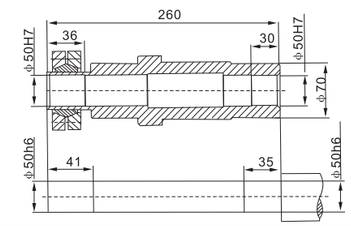

KH87../FH87

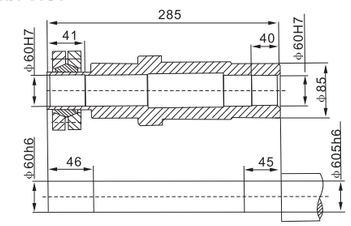

KH97../FH97..

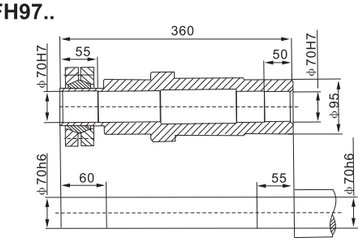

KH107../FH107..

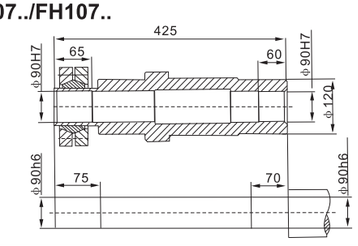

KH127../FH127..

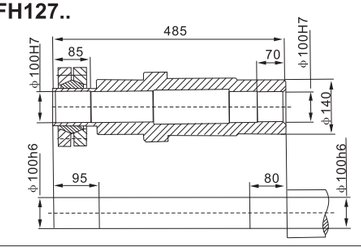

KH157../FH157..

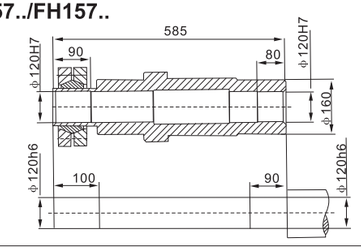

KH167..

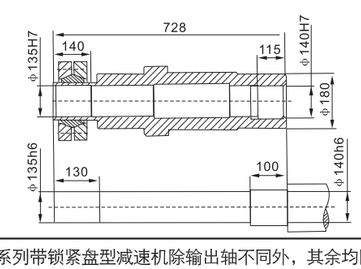

KH187..

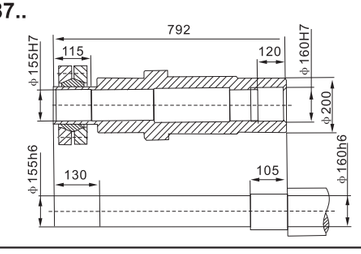

◎注：1.三大系列带锁紧盘型减速机除输出轴不同外，其余均同平键空心轴标准产品。
◎Note:1.Except the output shaft,the main four series gear units with shrink disk are the same as the standard ones with hollow shafts with plat key.

S SERIES

※H、B系列工业齿轮箱 H、B series gear units overview

◎产品型号/mounting dimensions

1.H、B齿轮箱采用通用设计方案，可按客户需求变型为行业专用的齿轮箱。
2.实现平行轴、直交轴、立式、卧式通用箱体，零部件种类减少，规格型号增加。
3.采用吸音箱体结构和较大的箱体表面积，螺旋锥齿轮采用先进的研齿工艺和大风扇使整机的温升、噪声降低、运转的可靠性得到提高，传递功率增大。
4.输入方式：电机联接法兰、轴输入。
5.输出方式：实心轴、带键空心轴、收缩盘。
6.安装方式：卧式、立式、摆动底座式、扭力臂式。
7.H、B系列产品有1~22型规格，减速传动级数有1~4级，速比1.25~450，和R、K系列组合得到更大的速比。
1/H、B series gear units adopt currency layout and may transform into special reducer according to customer's requirement.
2/Parallel shaft,right angle shaft,flange–mounted and foot–mounted's housing is currency.Variety of components is reducible,the number of reducer's mode is augmentable.
3/Adpot absorbent box's structure and larger superficies of box,spiral bevel gear adopt gear lapping treatment and big fan ensure temperature increment and transtered power of augment;noise and reliabvility of operating to increase.
4/Input mode:motor connected flange,shaft input.
5/Output mode:solid shaft,hollow shaft with key,hollow shaft with shrink disk.
6/Mounting mode:Foot–mounted,flange–mounted,swing base–mounted,torque arm–mounted.
7.H、B series production include sizes of 1~22,number of stages is 1~4,ratio is 1.25~450,combining with CR series and K series ratio will greater.At present,Boneng already manufacture the great mass of product.For other model please connect us.

◎H、B系列型号规格表示方法举例/H、B series model expressing example

B 3 S H 10 – 56 – A

- A：布置形式 Arrangement of output shaft(A,B,C,D,E,F,G,H,I)
- 56：减速比 ratio
- 10：机型号 Type(6,8,10,12,14)
- H：安装形式 H–卧式安装，V–立式安装 Mounting mode H–Foot–mounted V–Flange–mounted
- S：输出轴形式（S–实心轴；H–带键空心轴；D–带收缩盘空心轴） Output shaft mode(S–solid shaft;H–Parallel shaft with keyway B–hollow shaft with shrink disk)
- 3：传动级数（2，3和4级） Number of stage(2,3,4)
- B：类型 H–平行轴；B–直交轴 Mode H–psrcdel N–rigeht angle shaft

◎H、B系列选型/H、B series selection example

1. H、B系列齿轮箱除一般选型规范外，还需增加校对热容量功率。
H、B series selection should check theraned capacity power besids general selecting procedure.
a 如满足以下条件，则齿轮箱不带辅助冷却装置：P1≤PG1 x K4 x K6 x K8 x K9。
Gear unit neednt instal accessory cooling equipment in case of meeting below term:P1≤PG1 x K4 x K6 x K8 x K9.
b 如满足以下条件，则齿轮箱带冷却风扇可满足要求：PG1 x K4 x K6 x K8 x K9≤PG2 x K4 x K6 x K8 x K10。
Gear unit install cooling fan to meet requirement in case of meeting below term:PG1 x K4 x K6 x K8 x K9≤PG2 x K4 x K6 x K8 x K10.
c 如是以下情况，则齿轮箱需带冷却盘管式附加冷却油箱，P1 > PG2 x K4 x K6 x K8 x K10。
Gear unitneed install cooling duct model accessory clloing Oil box in case of meeting below term.

※H、B系列工业齿轮箱 H、B series gear units overview

K4 环境温度系数Ambient temperature factor

不带辅助冷却装置或仅带冷却风扇Not installing accessory coolinhg equipment or only installing cooling fan

环境温度 Ambient temperature	每小时工作周期（ED）百分比%Operating cycle per hour				
	100	80	60	40	20
10℃	1.14	1.20	1.32	1.54	2.04
20℃	1.00	1.06	1.16	1.35	1.79
30℃	0.87	0.93	1.00	1.18	1.56
40℃	0.71	0.75	0.82	0.96	1.27
50℃	0.55	0.58	0.64	0.74	0.98

K6 海拔高度系数Altitude factor

系数 Factor	海拔高度(m,高于海平面)Altitude(m,above sea level)				
	1000	2000	3000	4000	5000
F6	1.00	0.95	0.90	0.85	0.80

K8 齿轮箱供油系数Applying lil factor of gear box

	卧式安装Foot-mounted	立式安装浸油润滑Flange-mounted and lubrication of diping Oil	立式安装强制润滑Flange-mounted and forced lubrication
F8	1.00	0.95	1.10

K9 不带辅助冷却装置热容量系数Thermal capacity factor in case of not installing cooling equipment

			狭小空间安装Small room 风速win speed≥1m/s	大空间安装Large room 风速win speed≥2m/s	室外安装Outdoor 风速win speed≥4m/s
H2 B2	750	6.3-9	0.58	0.76	1.00
		10-28	0.68	0.82	1.00
	1000	6.3-9	0.53	0.69	0.95
		10-28	0.67	0.84	1.06
	1500	6.3-9	0.47	0.62	0.87
		10-16	0.56	0.71	0.98
		18-28	0.69	0.88	1.14
H3 B3	750	16-112	0.62	0.83	1.00
	1000	16-112	0.74	0.89	1.09
	1500	16-31.5	0.62	0.82	1.10
		35.5-56	0.78	0.96	1.20
		63-112	0.87	1.03	1.24
H4 B4	750	100-450	0.72	0.85	1.00
	1000	100-450	0.77	0.91	1.09
	1500	100-112	0.82	0.99	1.21
		125-450	0.86	1.02	1.23

K10 带冷却风扇装置热容量系数Thermal capacity factor in case of not installing cooling equipment

	n1	iN	狭小空间安装Small room 风速win speed≥1m/s	大空间安装Large room 风速win speed≥2m/s	室外安装Outdoor 风速win speed≥4m/s
H2 B2	750	6.3-28	0.91	0.95	1.00
	1000		1.13	1.15	1.19
	1500		1.45	1.47	1.51
H3 B3	750	16-112	0.85	0.92	1.00
	1000		0.98	1.06	1.15
	1500		1.19	1.29	1.40

H、B SERIES

※H、B系列工业齿轮箱 H、B series gear units overview

◎符号说明/Symbol descripition

ED=每小时工作周期，以百分比表示，如E=80%/h
K4=环境温度系数
K6=海拔高度系数
K8=齿轮箱供油系数
K9=不带辅助冷却装置的热容量系数
K10=带冷却风扇装置的容量系数
PG1=不带辅助冷却装置的齿轮箱热容量
PG2=带冷却风扇装置的齿轮箱热容量

ED=operating cycie per hour,express as percent,for example ED=80%/h
K4=Ambient temperature factor
K6=Altitude factor
K8=Applying oil factor of gear box
K9=Thermal capacity factor in case of not installing cooling equipment
PG1=Gear unit thermal capacity in case of not installing cooling equipment
PG2=Gear unit thermal capacity with cooling fan equipment

◎举例/Example

皮带输送机需75Kw,输入转速1500r/min，减速比56，
使用系数1.25的直交轴齿轮箱，即
nN2=27r/min
PN1≥P x Ks=75 x 1.25=93.75
按B系列传动能力表选B10，
安装方式：卧式安装
轴配置：实心输出轴位于齿轮箱右侧（面对输入轴），
即配置形式C。
较对热容量：PG1 x K4 x K6 x K8 x K9=76 > P1=75
即不带辅助冷却装置即可满足要求。
型号表示为：B3SH10-56

Strap transport machine require a vertical shaft gearbox with a power of
75Kw,input speed of 1500rpm,ratio of 56,useful factor 1.25,that is
nN2=27r/min
PN1≥P x Ks=75 x 1.25=93.75
So choose B 10 according to transmisson capacity table.
Mounting mode:Foot-mounted.
Shaft arrangement:Solid shaft is location at right side of gearbox,that is,
shaft arrange-ment is C.
Check the thermal capacityPG1 x K4 x K6 x K8 x K9=76 > P1=75
that is,not installing accessory cooling equipment,it may meet requirement.
Mode is expressed:B3SH10-56.

◎注意/Note

1.润滑：
卧式采用飞溅润滑
立式可采用浸油润滑或油泵强制润滑轴承。
2.附加零件（风扇、外部附油箱、立式浸油润滑
加高油箱、油泵及连接）的尺寸供货前另附给。

1/Lubricants:
Foot-mounted gear unit is lubricated by splash.
Flange-mounted gear unit bearing is lubricated by immersion oil or oil pump foreed lubrication.
2/Dimension of accessory and componet(Fan,attach oilbox,heightened iol pump and connection)is provided before providing reducer.

※H、B系列工业齿轮箱 H、B series gear units overview

◎H系列传动能力表/H series transmissiion capacity table

电机输入 n1 (r/min)	输出 n_{N2} (r/min)	传动比 iN	H-6		H-8		H-10		H-12		H-14	
			扭矩额定输出 M_{n2} (N・m)	输入功率 P_{N1} (kW)	扭矩额定输出 M_{n2} (N・m)	输入功率 P_{N1} (kW)	扭矩额定输出 M_{n2} (N・m)	输入功率 P_{N1} (kW)	扭矩额定输出 M_{n2} (N・m)	输入功率 P_{N1} (kW)	扭矩额定输出 M_{n2} (N・m)	输入功率 P_{N1} (kW)
1500	188	8.0	13500	266	24000	472	39500	778	69000	1358	107000	2106
1000	125			177		314		517		903		1401
750	94			133		236		389		679		1053
1500	167	9.0	13500	236	24000	420	39500	691	69000	1207	107000	1871
1000	111			157		279		459		802		1244
750	83			117		209		343		600		930
1500	150	10.0	13500	212	24000	377	39500	620	69000	1084	107000	1681
1000	100			141		251		414		726		1120
750	75			106		188		310		542		840
1500	134	11.2	13500	189	24000	337	39500	554	69000	968	107000	1501
1000	89			126		224		368		643		997
750	67			95		168		277		484		751
1500	120	12.5	13500	170	24000	302	39500	496	69000	867	107000	1345
1000	80			113		201		331		578		896
750	60			85		151		247		434		672
1500	107	14.0	13500	151	24000	269	39500	442	69000	773	107000	1199
1000	71			100		178		294		513		795
750	54			76		136		223		390		605
1500	94	16.0	13500	133	24000	236	39500	389	69000	679	107000	1053
1000	63			89		158		261		455		706
750	47			66		118		194		340		527
1500	83	18.0	13500	117	24000	209	39500	343	69000	600	107000	930
1000	56			79		141		232		405		627
750	42			59		106		174		303		471
1500	75	20.0	13500	106	24000	188	39500	310	69000	542	107000	840
1000	50			71		126		207		361		560
750	38			54		95		157		275		426
1500	67	22.4	13500	95	24000	168	39500	277	69000	484	107000	751
1000	45			64		113		186		325		504
750	33			47		83		136		238		370
1500	60	25.0	13500	85	24000	151	39500	248	69000	434	107000	672
1000	40			57		101		165		289		448
750	30			42		75		124		217		336
1500	54	28.0	13500	74	23500	133	38900	220	67800	383	109000	616
1000	36			49		89		147		256		411
750	27			37		66		110		192		308
1500	48	31.5	14500	73	25500	128	43000	216	75000	377	109000	548
1000	32			49		85		144		251		365
750	24			36		64		108		188		274
1500	42	35.5	14500	64	25500	112	43000	189	75000	330	109000	479
1000	28			43		75		126		220		320
750	21			32		56		95		165		240
1500	38.0	40	14500	58	25500	101	43000	171	75000	298	109000	434
1000	25.0			38		67		113		196		285
750	18.5			29		50		85		148		215
1500	33.0	45	14500	50	25500	88	43000	149	75000	259	109000	377
1000	22.0			33		59		99		173		251
750	16.7			25		45		75		131		191
1500	30.0	50	14500	46	25500	80	43000	136	75000	236	109000	342
1000	20.0			30		53		90		157		228
750	15.0			23		40		68		118		171
1500	27.0	56	14500	41	25500	72	43000	122	75000	212	109000	308
1000	17.9			27		48		81		141		204
750	13.4			20		36		60		105		153

H、B SERIES

※H、B系列工业齿轮箱 H、B series gear units overview

◎H系列传动能力表/H series transmissiion capacity table

电机输入 n1 (r/min)	输出 n_{N2} (r/min)	传动比 iN	H-6		H-8		H-10		H-12		H-14	
			扭矩额定输出 M_{n2} (N・m)	输入功率 P_{N1} (kW)	扭矩额定输出 M_{n2} (N・m)	输入功率 P_{N1} (kW)	扭矩额定输出 M_{n2} (N・m)	输入功率 P_{N1} (kW)	扭矩额定输出 M_{n2} (N・m)	输入功率 P_{N1} (kW)	扭矩额定输出 M_{n2} (N・m)	输入功率 P_{N1} (kW)
1500	24.0	63	14500	36	25500	64	43000	108	75000	188	109000	274
1000	15.9			24		42		72		125		181
750	11.9			18		32		54		93		136
1500	21.0	71	14500	32	25500	56	43000	95	75000	165	109000	240
1000	14.1			21		38		63		111		161
750	10.6			16		28		48		83		121
1500	18.8	80	14500	29	25500	50	43000	85	75000	148	109000	215
1000	12.5			19		33		56		98		143
750	9.4			14		25		42		74		107
1500	16.7	90	14500	25	25500	45	43000	75	75000	131	109000	191
1000	11.1			17		30		50		87		127
750	8.3			13		22		37		65		95
1500	15.0	100	14500	23	25500	40	43000	68	75000	118	109000	171
1000	10.0			15		27		45		79		114
750	7.5			11		20		34		59		86
1500	13.4	112	14100	20	25500	35	43000	59	75000	105	109000	153
1000	8.9			13		23		39		70		102
750	6.7			10		18		29		53		76
1500	12.0	125			25500	32	43000	54	75000	94	109000	137
1000	8.0					21		36		63		91
750	6.0					16		27		47		68
1500	10.7	140			25500	29	43000	48	75000	84	109000	122
1000	7.1					19		32		56		81
750	5.4					14		24		42		62
1500	9.4	160			25500	25	43000	42	75000	74	109000	107
1000	6.3					17		28		49		72
750	4.7					13		21		37		54
1500	8.3	180			25500	22	43000	37	75000	65	109000	95
1000	5.6					15		25		44		64
750	4.2					11		19		33		40
1500	7.5	200			25500	20	43000	34	75000	59	109000	86
1000	5.0					13		23		39		57
750	3.8					10		17		30		43
1500	6.7	224			25500	18	43000	30	75000	53	109000	76
1000	4.5					12		20		35		51
750	3.3					8.8		15		26		38
1500	6.0	250			25500	16	43000	27	75000	47	109000	68
1000	4.0					11		18		31		46
750	3.0					8.0		14		24		34
1500	5.4	280			25500	14	43000	24	75000	42	109000	62
1000	3.6					9.6		16		28		41
750	2.7					7.2		12		21		31
1500	4.8	315			25500	13	43000	22	75000	38	109000	55
1000	3.2					8.5		14		25		37
750	2.4					6.4		11		19		27
1500	4.2	355			25500	11	43000	19	75000	33	109000	48
1000	2.8					7.5		13		22		32
750	2.1					5.6		9.5		16		24
1500	3.8	400			25500	10.1	43000	17	75000	30	109000	43
1000	2.5					6.7		11		20		29
750	1.9					5.1		8.6		15		22
1500	3.3	450			24800	8.6	41600	14	74000	26	109000	38
1000	2.2					5.7		9.6		17		25
750	1.7					4.4		7.4		13		19

※H、B系列工业齿轮箱 H、B series gear units overview

◎H系列传动能力表/H series transmissiion capacity table

电机输入 n1 (r/min)	输出 n_{N2} (r/min)	传动比 iN	B-6		B-8		B-10		B-12		B-14	
			扭矩额定输出 M_{n2} (N・m)	输入功率 P_{N1} (kW)	扭矩额定输出 M_{n2} (N・m)	输入功率 P_{N1} (kW)	扭矩额定输出 M_{n2} (N・m)	输入功率 P_{N1} (kW)	扭矩额定输出 M_{n2} (N・m)	输入功率 P_{N1} (kW)	扭矩额定输出 M_{n2} (N・m)	输入功率 P_{N1} (kW)
1500	238	6.3	12000	299	22300	556	35600	887	55000	1371	82000	2044
1000	159			200		371		593		916		1365
750	119			150		278		444		685		1022
1500	211	7.1	12000	265	22300	493	35600	787	57000	1259	84000	1856
1000	141			177		329		526		842		1240
750	106			133		248		395		633		932
1500	188	8.0	12000	236	22300	439	35600	701	59000	1161	88000	1732
1000	125			157		292		466		772		1152
750	94			118		219		350		581		866
1500	167	9.0	12000	210	22300	390	35600	623	61000	1067	91000	1591
1000	111			139		259		414		709		1058
750	83			104		194		309		530		791
1500	150	10.0	12000	188	22300	350	35600	559	62000	974	95000	1492
1000	100			126		234		373		649		995
750	75			94		175		280		487		746
1500	134	11.2	12000	168	22300	313	35600	500	62000	870	975000	1368
1000	89			112		208		332		578		909
750	67			84		156		250		435		684
1500	120	12.5	12000	151	22300	280	35600	447	62000	779	975000	1225
1000	80			101		187		298		519		817
750	60			75		140		224		390		613
1500	107	14.0	12000	134	22300	250	35600	399	62000	695	975000	1092
1000	71			89		166		265		461		725
750	54			68		126		201		351		551
1500	94	16.0	12000	118	22300	212	35600	350	62000	610	975000	9620
1000	63			79		142		235		409		643
750	47			59		106		175		305		480
1500	83	18.0	12600	110	21500	201	37500	326	65000	565	100000	869
1000	56			74		135		220		384		586
750	42			55		102		165		286		440
1500	75	20.0	13200	104	23100	188	39300	309	68000	534	103000	809
1000	50			69		125		206		356		539
750	38			53		95		156		271		410
1500	67	22.4	13800	97	23900	174	41000	288	72000	505	106000	744
1000	45			65		117		193		339		499
750	33			48		86		142		249		366
1500	60	25.0	14500	91	24800	160	43000	270	75000	471	109000	685
1000	40			61		107		180		314		457
750	30			46		80		135		236		342
1500	54	28.0	14500	82	25500	144	43000	243	75000	424	109000	616
1000	36			55		96		162		283		411
750	27			41		72		122		212		308
1500	48	31.5	14500	73	25500	128	43000	216	75000	377	109000	548
1000	32			49		85		144		251		365
750	24			36		64		108		188		274
1500	42	34.5	14500	64	25500	112	43000	189	75000	330	109000	479
1000	28			43		75		126		220		320
750	21			32		56		95		165		240
1500	28.0	40	14500	55	25500	101	43000	171	75000	298	109000	434
1000	25.0			38		67		113		196		285
750	18.8			29		50		85		148		215
1500	33.0	45	14500	50	25500	88	43000	149	75000	259	109000	377
1000	22.0			33		59		99		173		251
750	16.7			25		45		75		131		161
1500	30.0	50	14500	46	25500	80	43000	135	75000	236	109000	342
1000	20.0			30		53		90		157		228
750	15.0			23		40		68		116		171

※H、B系列工业齿轮箱 H、B series gear units overview

◎H系列传动能力表/H series transmissiion capacity table

电机输入 n1 (r/min)	输出 n_{N2} (r/min)	传动比 iN	B-6		B-8		B-10		B-12		B-14	
			M_{N2} (N・m)	P_{N1} (kW)	M_{N2} (N・m)	P_{N1} (kW)	M_{N2} (N・m)	P_{N1} (kW)	M_{N2} (N・m)	P_{N1} (kW)	M_{N2} (N・m)	P_{N1} (kW)
1500	27.0	56	14500	41	25500	72	43000	122	75000	212	109000	308
1000	17.9			27		48		81		141		204
750	13.4			20		36		60		105		153
1500	24.0	63	14500	36	25500	64	43000	108	75000	188	109000	274
1000	15.9			24		42		72		125		181
750	11.9			18		32		54		93		139
1500	21.0	71	14500	32	25500	56	43000	95	75000	165	109000	240
1000	14.1			21		38		63		111		161
750	10.6			16		28		48		83		121
1500	18.8	80	14500	28	25500	50	43000	85	75000	148	109000	215
1000	12.5			18		33		56		98		143
750	9.4			14		25		42		74		107
1500	16.7	90	14500	24	25500	44	43000	75	75000	131	109000	191
1000	11.1			16		29		50		87		127
750	8.3			12		22		37		65		95
1500	15.0	100	14500	23	25500	40	43000	68	75000	118	109000	171
1000	10.0			15		27		45		79		114
750	7.5			11.4		20		34		59		86
1500	13.4	112	14500	20	25500	36	43000	60	75000	105	109000	153
1000	8.9			13.5		24		40		70		102
750	6.7			10		18		30		53		76
1500	12.0	125	14500	18	25500	32	43000	54	75000	94	109000	137
1000	8.0			12		21		36		63		91
750	6.0			9.1		16		27		47		68
1500	10.7	140	14500	16.2	25500	29	43000	48	75000	84	109000	122
1000	7.1			11		19		32		56		81
750	5.4			8.2		14.4		24		42		62
1500	9.4	160	14500	14.3	25500	25	43000	42	75000	74	109000	107
1000	6.3			9.6		17		28		49		72
750	4.7			7.1		13		21		37		54
1500	8.3	180	14500	13	25500	22	43000	37	75000	65	109000	95
1000	5.6			8.5		15		25		44		64
750	4.2			6.4		11.2		19		33		48
1500	7.5	200	14500	11.4	25500	20	43000	34	75000	59	109000	86
1000	5.0			7.6		13.4		23		39		57
750	3.8			5.8		10		17		30		43
1500	6.7	224	14500	10	25500	18	43000	30	75000	53	109000	76
1000	4.5			6.8		12		20		35		51
750	3.3			5.0		9		15		26		38
1500	6.0	250	14500	9.1	25500	16	43000	27	75000	47	109000	68
1000	4.0			6.1		11		18		31		46
750	3.0			4.6		8.0		14		24		34
1500	5.4	280	14500	8.2	25500	14.4	43000	24	75000	42	109000	62
1000	3.6			5.5		9.6		16		28		41
750	2.7			4.1		7.2		12		21		31
1500	4.8	315	14500	7.3	25500	13	43000	22	75000	38	109000	55
1000	3.2			4.9		8.5		14		25		37
750	2.4			3.6		6.4		11		19		27
1500	4.2	355	14500	6.4	25500	11.2	43000	19	75000	33	109000	48
1000	2.8			4.3		7.5		13		22		32
750	2.1			3.2		5.6		9.5		16		24
1500	3.8	400	14500	5.8	25500	10	43000	17	75000	30	109000	43
1000	2.5			3.8		6.7		11.3		20		29
750	1.0			2.8		5.1		8.6		15		22

※H、B系列工业齿轮箱 H、B series gear units overview

◎H系列额定热容量（kW）/H series rated theraned capacity power

iN		H..6	H..8	H..10	H..12	H..14
8	PG1	93	155	180	281	437
	PG2	139	229	300	482	757
9	PG1	92.3	148	174	273	431
	PG2	137	220	290	471	733
10	PG1	90.1	143	168	264	425
	PG2	134	210	277	459	708
11.2	PG1	88.6	139	166	259	414
	PG2	130	200	266	431	678
12.5	PG1	84.9	134	164	249	398
	PG2	121	190	253	409	644
14	PG1	80.8	131	162	248	400
	PG2	114	190	238	408	640
16	PG1	79.2	127	160	242	367
	PG2	111	180	224	390	576
18	PG1	74.3	122	155	237	350
	PG2	101	158	207	348	515
20	PG1	69.1	109	144	228	317
	PG2	95.8	151	198	305	438
22.4	PG1	67.8	105	142	224	320
	PG2	93.6	150	195	305	440
25	PG1	63.1	102	138	219	298
	PG2	86.6	139	188	290	404
28	PG1	58.1	97.8	127	209	282
	PG2	79.6	132	172	267	414
31.5	PG1	64.5	100	124	214	275
	PG2	80.5	139	175	288	403
35.5	PG1	63	100	123	208	274
	PG2	79	139	170	280	394
40	PG1	61.8	96.6	121	204	258
	PG2	76.9	134	165	271	368
45	PG1	60.1	86.7	116	194	247
	PG2	74.5	122	157	255	345
50	PG1	57.4	84.8	110	189	238
	PG2	70.7	115	147	245	322
56	PG1	55.3	82.1	106	182	227
	PG2	67.9	110	143	240	297
63	PG1	53.6	78.4	105	177	221
	PG2	65	105	139	230	278
71	PG1	51.1	75.0	101	168	212
	PG2	61.5	97.7	133	228	271
80	PG1	48.3	70.3	95.9	159	202
	PG2	57.6	93.0	121	201	260
90	PG1	48.8	66.7	94.2	154	199
	PG2	56.4	88.6	119	198	254
100	PG1	46.1	67.4	89.5	145	194
	PG2	54.6	87.5	112	182	243
112	PG1	45.9	63.7	84.4	140	183
	PG2	54	82.0	105	174	235
125	PG1		57.5	75.3	117	161
140	PG1		56.6	74.3	117	159
160	PG1		55.4	73.3	115	155
180	PG1		53.6	71.6	113	151
200	PG1		52.1	69.0	109	145
224	PG1		50.6	66.7	106	140
250	PG1		49.7	65.3	102	138
280	PG1		47.2	62.7	98.1	133
315	PG1		45.1	60.1	92.8	128
355	PG1		43.5	59.2	89.9	123
400	PG1		42.4	56.2	88.3	118
450	PG1		40.1	55.4	88.7	113

H、B SERIES

※H、B系列工业齿轮箱 H、B series gear units overview

◎B系列额定热容量（kW）/B seroes rated theramed ca[acotuy pwer

iN		B..6	B..8	B..10	B..12	B..14
6.3	PG1	1120	160	194	339	412
	PG2	173	210	252	540	673
7.1	PG1	106	155	188	350	429
	PG2	162	201	237	527	667
8	PG1	99.8	150	180	332	423
	PG2	150	198	246	515	636
9	PG1	93.6	144	168	359	425
	PG2	140	195	222	506	626
10	PG1	86.4	133	159	327	422
	PG2	130	189	218	459	573
11.2	PG1	83.2	125	152	336	440
	PG2	125	180	215	401	525
12.5	PG1	80.6	126	150	321	423
	PG2	115	167	205	395	495
14	PG1	76.5	117	138	302	378
	PG2	102	148	181	347	439
16	PG1	86.8	122	158	239	365
	PG2	102	149	212	313	468
18	PG1	83.7	118	152	232	353
	PG2	98.2	143	204	301	449
20	PG1	80.7	113	146	225	340
	PG2	94.4	138	195	288	429
22.4	PG1	77.4	109	140	218	327
	PG2	90.8	132	187	276	409
25	PG1	74.2	106	135	219	315
	PG2	87.4	129	178	269	389
28	PG1	71.4	99	129	221	301
	PG2	84	120	169	255	372
31.5	PG1	65.8	94.7	121	208	286
	PG2	76.6	113	159	238	346
35.5	PG1	65.1	89.6	114	189	255
	PG2	75.5	107	148	224	325
40	PG1	61.6	84.3	108	184	258
	PG2	71.5	100	139	211	307
45	PG1	59.2	80.3	103	177	249
	PG2	68.5	95.1	134	201	294
50	PG1	52	70.5	98.3	168	234
	PG2	59.5	83.7	124	186	273
56	PG1	50.4	68.3	89.9	164	211
	PG2	57.9	81	113	170	246
63	PG1	49.6	67.1	86.3	160	203
	PG2	57.4	80	111	167	250
71	PG1	45.8	65.3	79.4	148	200
	PG2	52	72.8	99.6	164	225
80	PG1	43.4	59.4	75.3	139	189
	PG2	49	68.9	94.3	168	212
90	PG1	40	55.1	68.7	125	171
	PG2	45	63.5	85.5	154	193
100	PG1	38.1	57.5	79.5	134	173
112	PG1	38.1	56	77	126	165
125	PG1	36.1	52.3	71.5	120	156
140	PG1	35.0	52.1	71.1	115	149
160	PG1	33.1	49.6	68.1	109	141
180	PG1	31.5	47.3	65.5	105	138
200	PG1	28.4	41.8	58.6	94.6	130
224	PG1	28.0	41	57.3	91.9	120
250	PG1	27.8	41.9	56.9	91.3	119
280	PG1	25.0	38.1	52.4	84	109
315	PG1	24.5	36.3	49.8	80.3	104
355	PG1	22.8	32.9	46.5	74.8	95.5
400	PG1	21.0	31.1	43.1	68.8	90.5

※H、B系列工业齿轮箱 H、B series gear units overview

◎H2SH型/Type H2SH

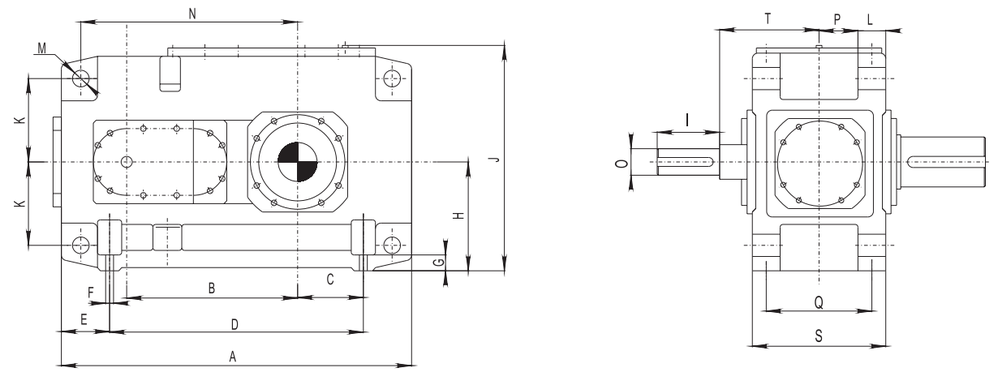

	A	B	C	D	E	F	G	H	I	J	K	L	M	N	O	P	Q	S	T
H2SH6	720	350	145	510	105	ϕ19	28	230	100(80)	482	180	30	ϕ24H9	440	ϕ50(38)	97.5	220	255	195
H2SH8	890	430	190	650	120	ϕ24	35	280	135(110)	582	215	36	ϕ28H9	545	ϕ60(50)	114	260	300	210
H2SH10	1025	500	205	735	145	ϕ28	40	320	140	662	245	45	ϕ36H9	635	ϕ75(60)	140	320	370	240
H2SH12	1260	615	265	930	165	ϕ35	50	380	165(140)	790	300	54	ϕ40H9	780	ϕ90(70)	161	370	430	275
H2SH14	1430	705	375	1230	100	ϕ35	60	440	205(170)	900	340	61	ϕ48H9	905	ϕ100(85)	211.5	475	550	330

◎H2SV型/Type H2SV

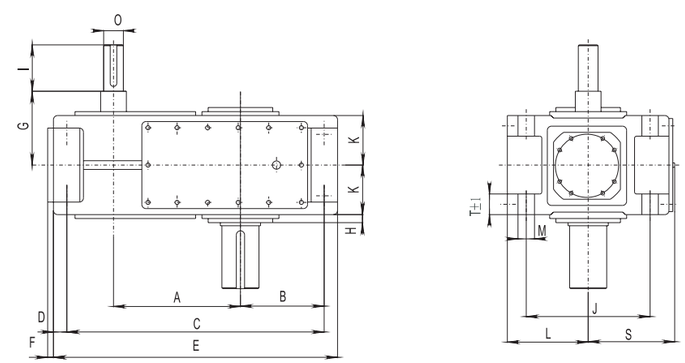

	A	B	C	D	E	F	G	H	I	J	K	L	M	O	S	T
H2SV6	350	220	660	30	720	38	195	28	100(80)	360	127.5	230	ϕ24H9	ϕ50(38)	252	30
H2SV8	430	275	820	35	890	42	210	32	135(110)	430	150	280	ϕ28H9	ϕ60(50)	302	36
H2SV10	500	310	945	40	1025	42	240	32	140	490	185	320	ϕ36H9	ϕ75(60)	342	45
H2SV12	615	380	1160	50	1260	48	275	35	165(140)	600	215	380	ϕ40H9	ϕ90(70)	410	54
H2SV14	705	430	1335	50	1430	53	330	35	205(170)	680	272.5	440	ϕ48H9	ϕ100(85)	460	61

※H、B系列工业齿轮箱 H、B series gear units overview

◎H3SH型/Type H3SH

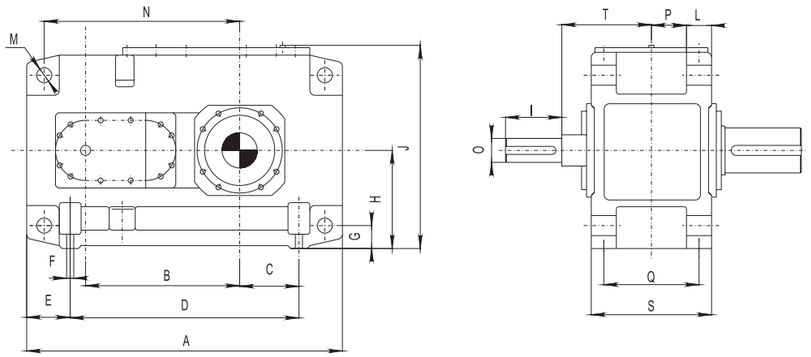

	A	B	C	D	E	F	G	H	I	J	L	M	N	O	P	Q	S	T
H3SH6	770	440	145	560	105	ϕ19	28	230	70(50)[40]	482	30	ϕ24H8	490	ϕ40(30)[24]	97.5	220	255	195
H3SH8	950	540	190	710	120	ϕ24	35	280	80(60)[50]	582	36	ϕ28H8	605	ϕ45(35)[28]	114	260	300	210
H3SH10	1100	630	205	810	145	ϕ28	40	320	125(100)[80]	662	45	ϕ36H8	710	ϕ60(45)[32]	140	320	370	240
H3SH12	1355	775	265	1025	165	ϕ35	50	380	120(80)[70]	790	54	ϕ40H8	875	ϕ70(50)[42]	161	370	430	275
H3SH14	1535	890	375	1335	100	ϕ35	60	440	160(135)[110]	900	61	ϕ48H8	1010	ϕ85(60)[50]	211.5	475	550	330

◎H3SV型/Type H3SV

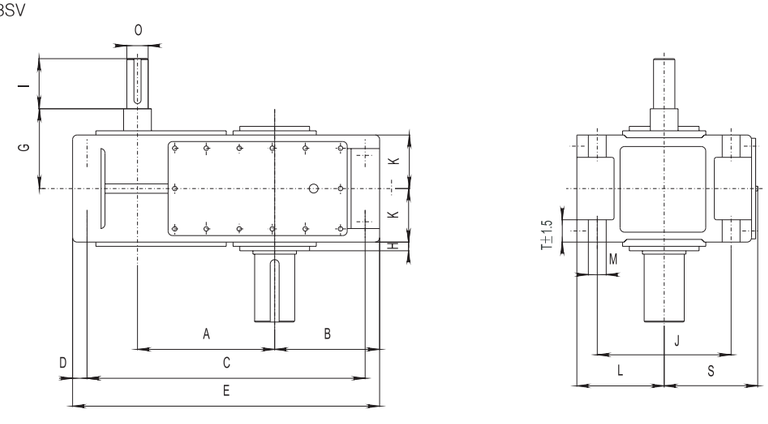

	A	B	C	D	E	G	H	I	J	K	L	M	O	S	T
H3SV6	440	220	710	30	770	160	28	70(50)[40]	360	127.5	230	ϕ24H9	ϕ40(30)[24]	252	30
H3SV8	540	275	880	35	950	185	32	80(60)[50]	430	150	280	ϕ28H9	ϕ45(35)[28]	302	36
H3SV10	630	310	1020	40	1100	230	32	125(100)[80]	490	185	320	ϕ36H9	ϕ60(45)[32]	342	45
H3SV12	775	380	1255	50	1355	255	35	120(80)[70]	600	215	380	ϕ40H9	ϕ70(50)[42]	410	54
H3SV14	890	430	1440	50	1535	310	35	160(135)[110]	680	272.5	440	ϕ48H9	ϕ85(60)[50]	460	61

※H、B系列工业齿轮箱 H、B series gear units overview

◎H4SH型/Type H4SH

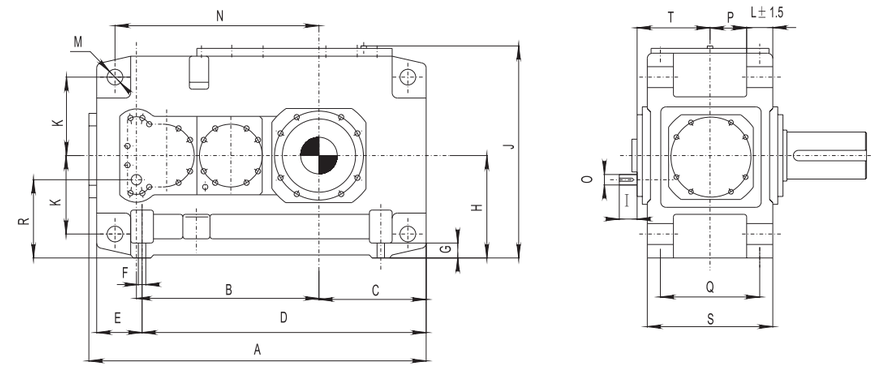

	A	B	C	D	E	F	G	H	I	J	K	L	M	N	O	P	Q	R	S	T
H4SH8	950	540	190	710	120	ϕ24	35	280	50(40)	582	215	36	ϕ28H9	605	ϕ30(24)	114	260	200	300	180
H4SH10	1100	630	205	810	145	ϕ28	40	320	60(50)	662	245	45	ϕ36H9	710	ϕ35(28)	140	320	230	370	215
H4SH12	1355	775	265	1025	165	ϕ35	50	380	100(80)	790	300	54	ϕ40H9	875	ϕ45(32)	161	370	270	430	250
H4SH14	1535	890	375	1335	1000	ϕ35	60	440	100(80)	900	340	61	ϕ48H9	1010	ϕ50(38)	211.5	475	310	550	305

◎H4SV型/Type H4SV

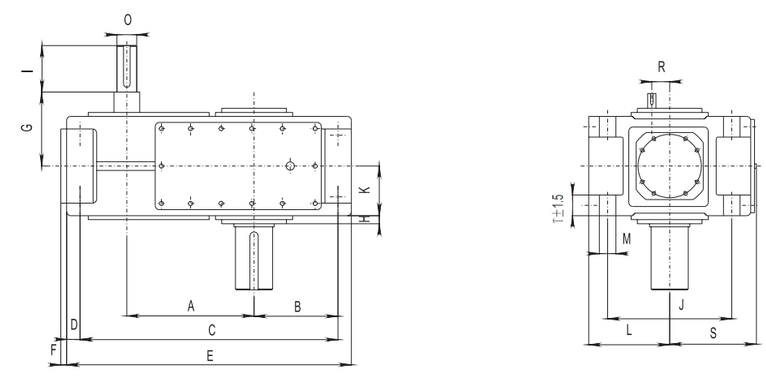

	A	B	C	D	E	F	G	H	I	J	K	L	M	O	R	S	T
H4SV8	540	275	880	35	950	37	180	32	50(40)	430	150	280	ϕ28H9	ϕ30(24)	80	302	36
H4SV10	630	310	1020	40	1100	43	215	32	60(50)	490	180	320	ϕ36H9	ϕ35(28)	90	342	45
H4SV12	775	380	1255	50	1355	47	250	35	100(80)	600	215	380	ϕ40H9	ϕ45(32)	110	410	54
H4SV14	890	430	1440	50	1535	47	305	35	100(80)	680	272.5	440	ϕ48H9	ϕ50(38)	130	460	61

※H、B系列工业齿轮箱 H、B series gear units overview

◎B2SH型/Type B2SH

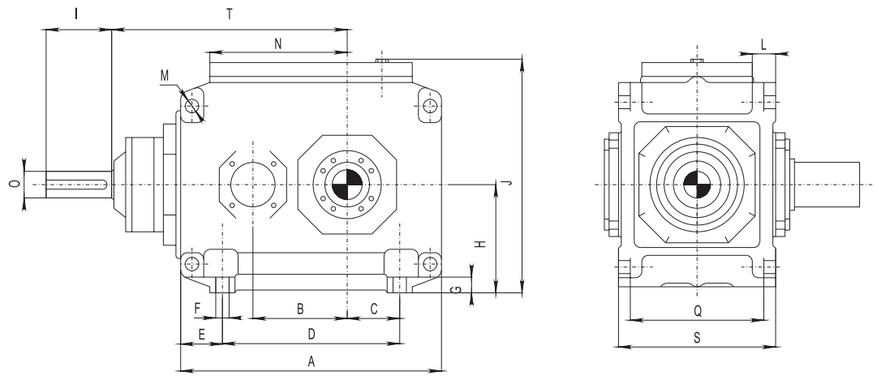

	A	B	C	D	E	F	G	H	I	J	L	M	N	O	Q	S	T
B2SH6	645	220	145	435	105	ϕ19	28	230	110	482	30	ϕ24H9	365	ϕ55	285	320	570
B2SH8	795	270	190	555	120	ϕ24	35	280	135	582	36	ϕ28H9	450	ϕ70	340	380	685
B2SH10	920	315	205	630	145	ϕ28	40	320	165	662	45	ϕ36H9	530	ϕ80	390	440	805
B2SH12	1130	390	265	800	165	ϕ35	50	380	165	790	54	ϕ40H9	650	ϕ90	470	530	995
B2SH14	1270	440	375	1070	100	ϕ35	60	440	205	900	61	ϕ48H9	/	ϕ110	580	655	1140

◎B2SV型/Type B2SV

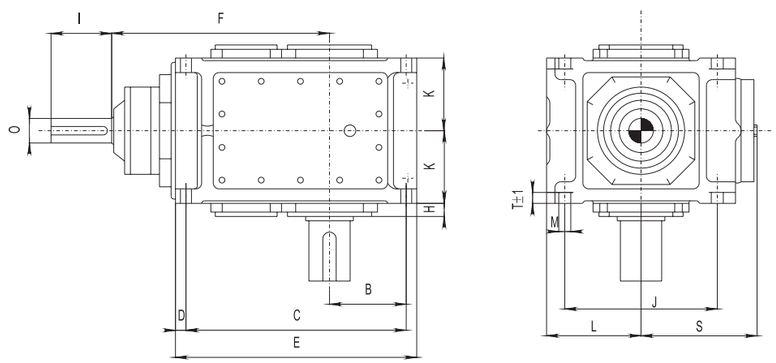

	B	C	D	E	F	H	I	J	K	L	M	O	S	T
B2SV6	220	585	30	645	570	30	110	360	160	230	ϕ24H9	ϕ55	252	30
B2SV8	275	725	35	795	685	32	135	430	190	280	ϕ28H9	ϕ70	302	36
B2SV10	310	840	40	920	805	45	165	490	220	320	ϕ36H9	ϕ80	342	48
B2SV12	380	1030	50	1130	995	47	165	600	265	380	ϕ40H9	ϕ90	410	54
B2SV14	440	1175	50	1270	1140	45	205	680	325	440	ϕ48H9	ϕ110	460	61

※H、B系列工业齿轮箱 H、B series gear units overview

◎B3SH型/Type B3SH

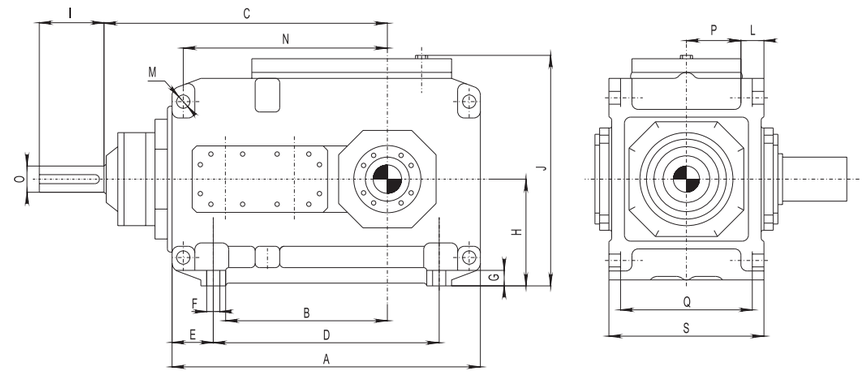

	A	B	C	D	E	F	G	H	I	J	L	M	N	O	P	Q	S
B3SH6	720	350	610	510	105	ϕ19	28	230	80(60)	482	30	ϕ24H9	440	ϕ35(28)	97.5	220	255
B3SH8	890	430	735	650	120	ϕ24	35	280	100(80)	582	36	ϕ28H9	545	ϕ45(35)	114	260	300
B3SH10	1025	500	850	735	145	ϕ28	40	320	110(100)	662	45	ϕ36H9	635	ϕ55(40)	140	320	370
B3SH12	1260	615	1030	930	165	ϕ35	50	380	135(110)	790	54	ϕ40H9	780	ϕ70(50)	161	370	430
B3SH14	1430	/	1195	1230	100	ϕ35	60	440	165(140)	900	61	ϕ48H9	/	ϕ80(60)	211.5	475	550

◎H3SV型/Type H3SV

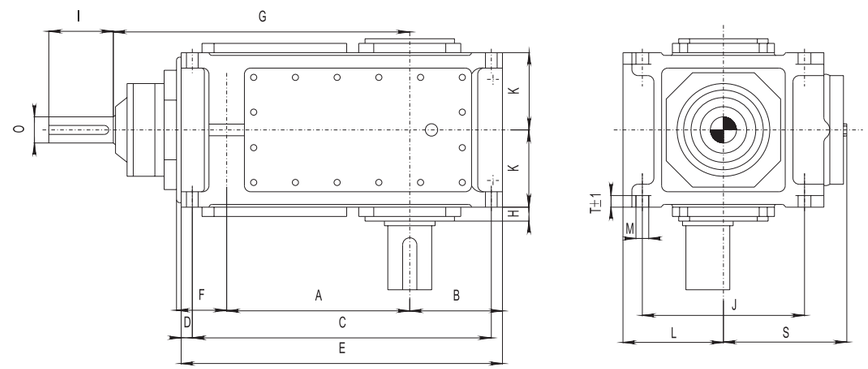

	A	B	C	D	E	F	G	H	I	J	K	L	M	O	S	T
B3SV6	350	220	660	30	720	130	610	28	80(60)	360	127.5	230	ϕ24H9	ϕ35(28)	252	30
B3SV8	430	275	820	35	890	160	735	32	100(80)	430	150	280	ϕ28H9	ϕ45(35)	302	36
B3SV10	500	310	945	40	1025	185	850	32	110(100)	490	185	320	ϕ36H9	ϕ55(40)	342	45
B3SV12	615	378	1160	50	1260	225	1030	35	135(110)	600	215	380	ϕ40H9	ϕ70(50)	410	54
B3SV14	705	430	1335	50	1430	265	1195	35	165(140)	680	272.5	440	ϕ48H9	ϕ80(60)	460	61

※H、B系列工业齿轮箱 H、B series gear units overview

◎B4SH型/Type B4SH

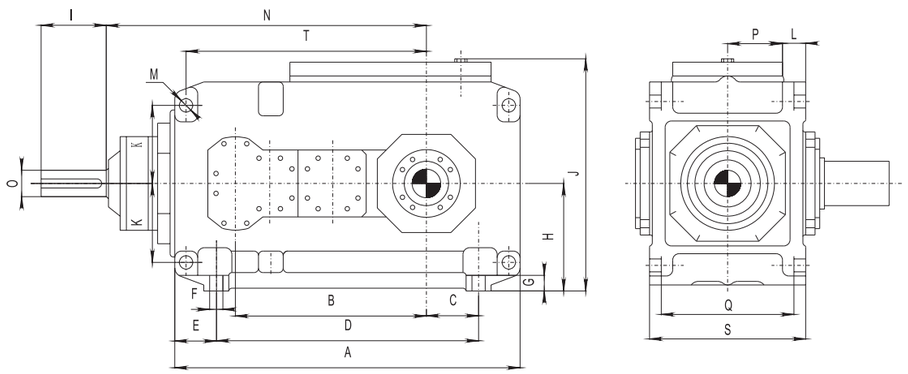

	A	B	C	D	E	F	G	H	I	J	K	L	M	N	O	P	Q	S	T
B4SH6	350	440	145	560	105	ϕ19	28	230	55(50)	482	180	30	ϕ24H9	650	28(20)	97.5	220	255	490
B4SH8	430	540	190	710	120	ϕ24	35	280	70(60)	582	215	36	ϕ28H9	770	30(25)	114	260	300	605
B4SH10	500	630	630	810	145	ϕ28	40	320	80(60)	662	245	45	ϕ36H9	890	35(28)	140	320	370	710
B4SH12	615	775	775	1025	165	ϕ35	50	380	100(80)	790	300	54	ϕ40H9	1080	45(35)	161	370	430	875
B4SH14	705	890	890	1335	100	ϕ35	60	440	110(100)	900	340	61	ϕ48H9	1240	55(40)	21.5	475	550	1010

◎B4SV型/Type B4SV

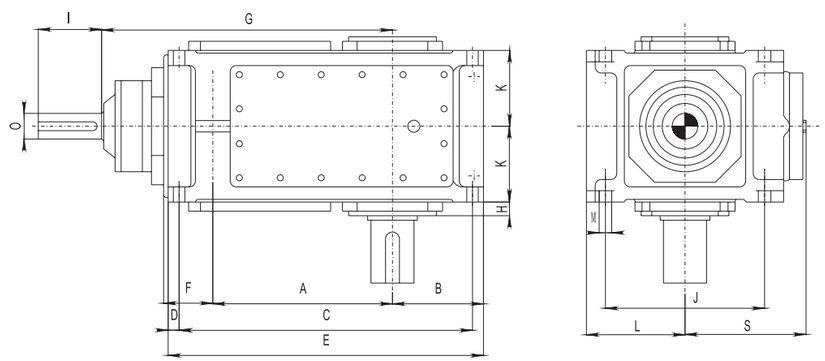

	A	B	C	D	E	G	H	I	J	K	L	M	O	S
B4SV6	440	220	710	30	770	650	28	55(50)	360	127.5	230	ϕ24H9	ϕ28(20)	252
B4SV8	540	275	880	35	950	770	32	70(60)	430	150	280	ϕ28H9	ϕ30(25)	302
B4SV10	630	310	1020	40	1100	890	32	80(60)	490	185	320	ϕ36H9	ϕ35(28)	342
B4SV12	775	380	1255	50	1355	1080	35	100(80)	600	215	380	ϕ40H9	ϕ45(35)	410
B4SV14	890	430	1440	50	1535	1240	35	110(100)	680	272.5	440	ϕ48H9	ϕ55(40)	460

※H、B系列工业齿轮箱 H、B series gear units overview

◎输出轴尺寸图表/Dimensions of output shaft sheets

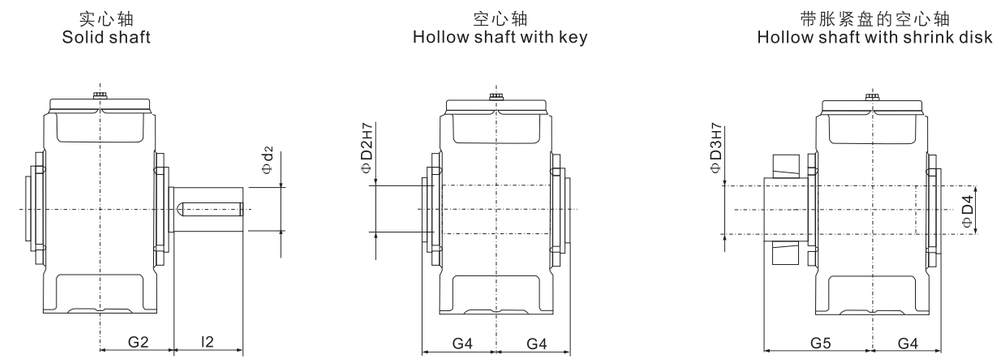

	d2	D2	D3	D4	G2	G4	G5	I2
6	110	105	110	110	165	165	240	210
8	130	125	130	130	195	195	285	250
10	160	150	150	155	235	235	350	300
12	180	180	180	185	275	270	405	300
14	210	210	210	215	335	335	480	350

◎备注/Note

H2型iN=16-28(H2-14型iN=16-25)时，输入轴为括号内尺寸。
H3型iN=63-80(H3-14型iN=56-71)时，输入轴为圆括号内尺寸；
H3型iN=90-112(H3-14型iN=80-100)时，输入轴为方括号内尺寸；
H4型iN=250-450时，输入轴为括号内尺寸。

Any condition as follows,dimension of output shaft is data incircular bracket,
H2:iN=16-28(H2-14:iN=16-25),
H3:iN=63-80(H3-14:iN=56-71),
H4:iN=250-450.
And when H3 is iN=90-112(h3-14:iN=80-100),
dimensiion of output shaft is data quadrate bracket.

科技创造完美
TECHNOLOGY BRINGS PERFECTION

T SERIES

SPIRAL BEVEL GEAR REDUCTOR

T系列螺旋锥齿轮减速机

- 输出转速：0.3~1450r/min
- 输出转矩：最大5700Nm
- 电机功率：0.04~315kw
- 安装形式：底脚安装

OUTPUT SPEED:0.3~1450r/min
OUTPUT TOROUE:UP TO5700Nm
MOTOR POWER:0.04~315KW
MOUNTED FORM: Foot-mounted



※T系列减速机有以下设计方案
T series gear are available in the following designs:

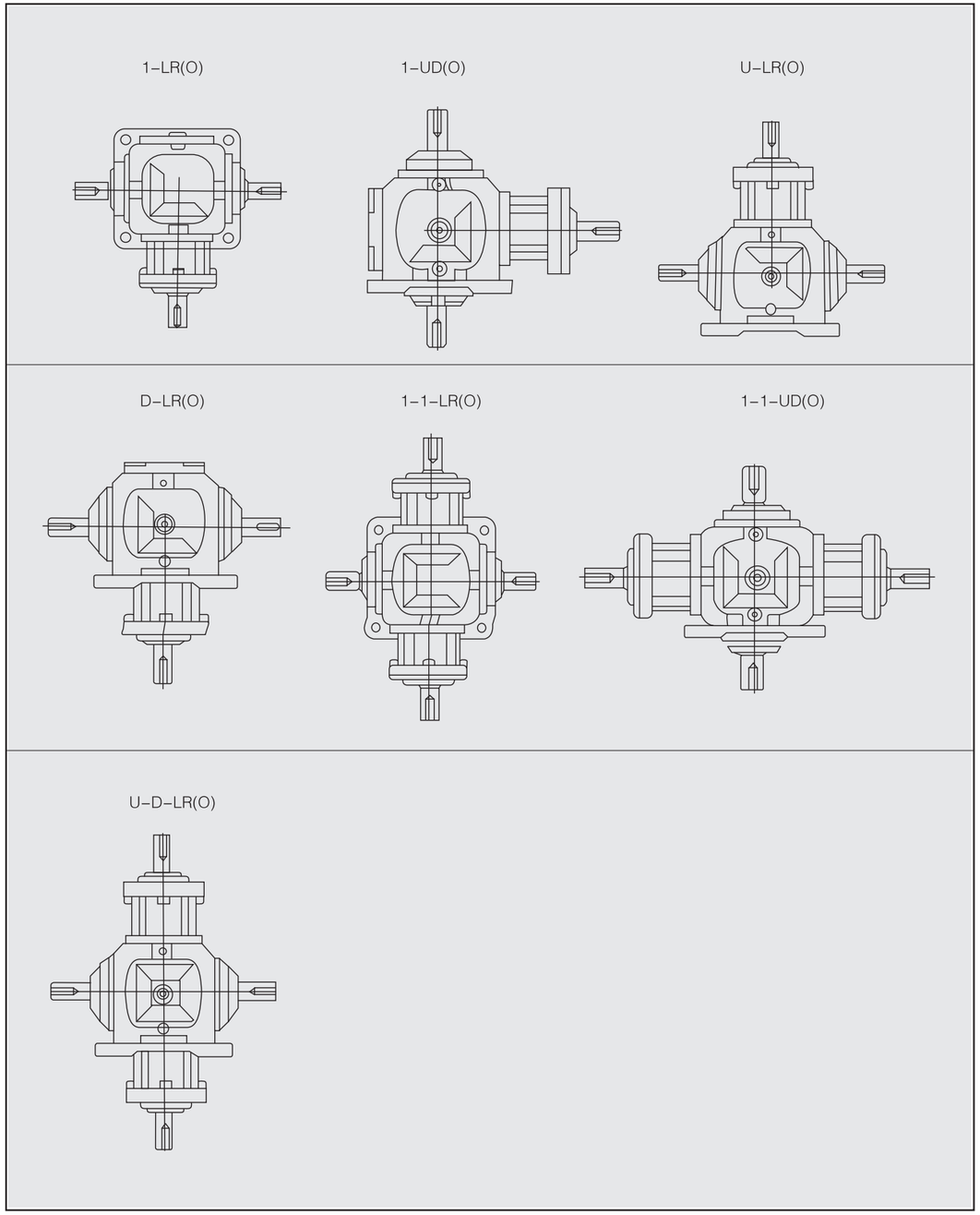

※T系列螺旋锥齿轮传动箱概述T series spiral bevel gearbox overview：

1）T系列一级螺旋锥齿轮传动箱，标准比，多品种，速比1：1、1.5：1、2：1、2.5：1、3：1、4：1、5：1全部为实际传动比。平均效率98%。
2）有单横轴、双横轴、单纵轴、双纵轴可选。
3）螺旋锥齿轮可以正反运转，低速或高速传动平稳，而且噪声低，振动小，承受力大。
4）当速比不为1：1时，横轴输入、纵轴输出为减速，纵轴输入、横轴输出为增速。

1）T series spiral bevel gearbox with various types are standardized, all ratios of 1:1、1.5:1、2:1、2.5:1、3:1、4:1、and 5:1 are actual ones Average effi-ciency is 98%.
2）There are on input shaft,two input shafts,unilateral output shaft and double side output shaft.
3）Spiral bevel gear can rotate in both directions and transmit smoothly, low noise,light vibration,high performance.
4）If ratio is not 1:1,if input speed on single-extendalbe shaft,out put speed will be reduced;if input speed on double-exfendable shaft, output speed will be reduced.

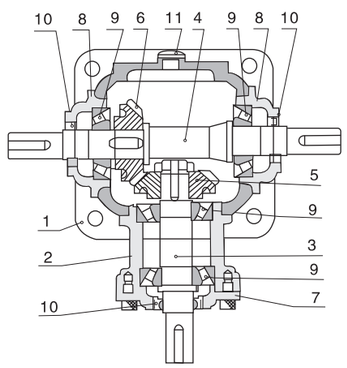

1、机座 Housing
2、横轴座 Single-extendable shaft bearing seat
3、横轴 Single-extendable shaft
4、纵轴 Double-extendable shaft
5、横轴锥齿轮 Spiral bevel gear
6、纵轴锥齿轮 Spiral bevel gear
7、端盖 Bearing seat
8、端盖 Bearing seat
9、轴承 Bearing
10、油封 Seal
11、油镜 Oil gauge

※转向功能

1 横轴 One single-extendable shaft		2 横轴 2extendable shafts	
2轴 2-extended shaft	3轴 3-extended shaft	3轴 3-extended shaft	4轴 4-extended shaft
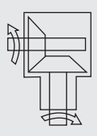	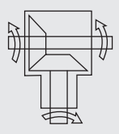	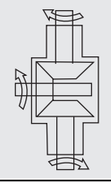	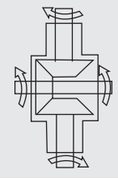

说明：当输入旋转方向改变，输出轴相应改变。 Specification:Direction of rotation of output shaft varies with that of input shaft.

※选定输入轴时应注意转速关系：（1：1传动比时无关系）
Please pay attention to speed relationship when selecting input shaft(there is nothing in case of ratio of 1:1):

例：速比为2：1时　Example:when ratio is 2.

50r/min

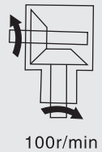

100r/min

减速Reducing

当横轴输100r/min时
纵轴输出50r/min
Output speed is 50rpm,
when input speed in 100rpm

100r/min

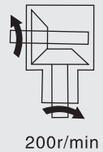

200r/min

增速Increasing

当横轴输100r/min时
纵轴输出200r/min
Output speed is 200rpm,
when input speed in 100rpm

※应用实例Application example：

并排转途Transmission in line

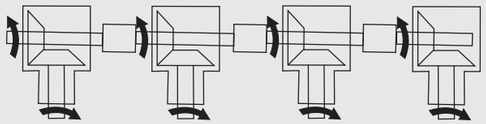

立体车库Tridimensional carbarn

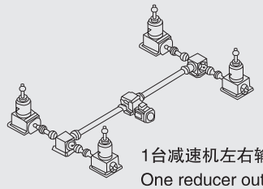

1台减速机左右输出，通过转向后，同时升降
One reducer output left and right,after rotation, ascend and descend simultaneously

给纵轴连结送力，使横轴同步运转

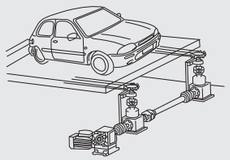

1台减速机驱动左右链轮同步运转。
One reducer drive rightand left chain wheel and rotate at the same speed.

游戏机Play machine

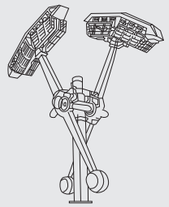

纵横输入，2横轴相反运转
Vertical and horizontal input,2 horizontal axes reverse operation

包装机Packing machine

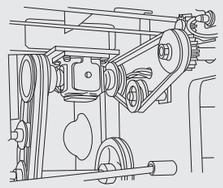

※型号表示方法T series model illustration：

T6 – 1:1 – I-L-R-O – B3
机座号 Size of gear units | 速比 ratio | 轴配置 Shaft arrangement | 安装方位 Mounting position

T6 – 1:1 – I-I-LR – B3
机座号 Size of gear units | 速比 ratio | 轴配置 Shaft arrangement | 安装方位 Mounting position

※选型：

1)选型时选根据需要的输出扭矩，即要传递的扭矩M_2（Nm），计算出输入功率P1（kW）：

$$P1=\frac{M2 \times N1}{9550 \times I \times \eta}$$

N1……输入转速（r/min）
η……传动效率（一般为0.98）

2)确定合适服务系数fs（见第6页）使：

$$P_N \geqslant f_s \times P1$$

按实际输入功率PN根据“性能参数表”选择合适的规格。

※Type selection：

1)Accrding the required output torque,namely the torque M_2（Nm），to check out the output power rating P1(kW):

$$P1=\frac{M2 \times N1}{9550 \times I \times \eta}$$

N1……Input speed（r/min）
η……Transmission efficiency（0.98 as usual）

2)Determine the proper driven machine factor f_{Bn}(see page 6)making:

$$P_N \geqslant f_s \times P1$$

According the actual input power rating Pnto select the proper size from the “performance value table”.

※T系列重量表T Series weight table：

Type	T2	T4	T6	T7	T8	T10	T12	T16	T20	T25
m(kg)	4	10	21	32	49	78	124	188	297	488

所注重量为平均值，仅供参考。The weight are mean values,only for refevence

※T系列被驱动设备系数fs　T series service factor fs:

负荷性质 Load characteristic	每天使用时间（小时）Operating time/day(hour)		
	≤2	2~10	10~24
均匀负载Uniform	1.00(1.00)	1.00(1.25)	1.25(1.50)
一般冲击Moderate	1.00(1.25)	1.25(1.50)	1.50(1.75)
强烈冲击Heavy	1.25(1.50)	1.50(1.75)	1.75(2.00)

注：当每小时起动、停止次数在10次以上，请使用括号内数值。Note:Please use these data inside the bracket when number of starts and stops/hour is greater than ten times.

※T系列举例Series selection sample:

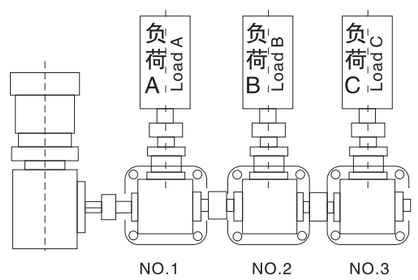

3台负载全部为196N·m，一般冲击，每天连续工作8小时，即使用系数f1=1.25，斜齿轮输入轴转速以300r/min,速比全部为1：1。

根据公式：

每台齿轮箱本身所需的负载TN2≥T2 x f1=196x1.25=245N·m

1)NO.1齿轮箱　因1号齿轮箱本身的负载为245N·m，而2号、3号齿轮箱需通过1号齿轮箱体递扭矩。所以1号齿轮箱应承担的负载为：245N·m+245N·m=735N·m，依据传动能力表，应选T12。

2)NO.2齿轮箱　除本身负载为245N·m，还需传递3号齿轮箱的扭矩。所以总负载应为245N·m+245N·m24=490N·m,依据传动能力表，应选T10。

3)NO.3齿轮箱　由于仅一个负载C进行运转，即所需负载在245N·m以上即可，依据传动能力表可选T8。

注意事项：

a、本速比不为1：时，请确定或告知输入轴；选横轴输入为减速，选纵轴输入为增速，安装方位和尺寸确定了以后，就不能更改两轴的位置。

b、多台连运输出校对换向箱的承载能力。

Torque loaded on each gearbox is 196Nm,uniform shock,duration of operation is 8hour per day,service factor f1=1.25,input speed is 300rpm,ratio is 1:1.

Calculate according to formula:

Required torque of each gearbox TN2≥T2 x f1=196x1.25=245N·m

1)NO.1 gearbox　No.1 gearbox carry torque 245Nm,but No.2 and No.3 gearbox need transfer torque through No.1, Consequently No.1 gearbox should carry torque 735Nm(245Nm+245Nm+245Nm),select T12 according to transmission capacity table.

2)NO.2 gearbox　No.3 gearbox still transfers torque of No.3 gearbox besides torque of 245Nm,so,the total torque is 490Nm (245Nm+245Nm),select T10 according to transmission capacity table.

3)NO.3 gearbox　Required torque is more than 245Nm because of only load C according to transmission capacity table.

Notes:

a、If ratio is not1:1,if input speed on single-extendalbe shaft,out put speed will be reduced;if input speed on double-exfendabe shaft,output speed will be reduced.When mounting position and dimension are determined,the position of shafts can not be changed.

b、Several T boxes are linked,please verify the load capacity of these boxes.

i	n1(r/min)	T2		T4		T6		T7		T8	
		M_{N2}(N·m)	P_{N1}(kW)	M_{N2}(N·m)	P_{N1}(kW)	M_{N2}(N·m)	P_{N1}(kW)	M_{N2}(N·m)	P_{N1}(kW)	M_{N2}(N·m)	P_{N1}(kW)
1:1	1450	11.6	1.79	31.9	4.94	96.0	14.9	142	22.0	294	45.6
	1150	11.7	1.43	34.1	4.19	103	12.7	150	18.4	305	37.5
	870	12.1	1.12	37.2	3.46	113	10.5	164	15.2	312	29.0
	580	12.1	0.747	39.5	2.45	119	7.35	184	11.4	319	19.8
	400	12.3	0.524	40.2	1.72	122	5.20	195	8.34	326	14.0
	300	12.3	0.396	40.5	1.30	123	3.93	198	6.35	331	10.6
	200	12.4	0.226	41.2	0.880	124	2.66	201	4.30	338	7.23
	100	12.7	0.136	41.9	0.448	127	1.36	206	2.20	346	3.70
	10	13.0	0.014	43.0	0.046	132	0.141	214	0.228	361	0.386
1.5:1	1450					117	12.1	145	15.0	185	1.91
	1150					122	9.96	147	12.0	155	15.4
	870					123	7.66	150	9.30	191	11.8
	580					126	5.23	153	6.32	197	8.14
	400					128	3.66	155	4.41	200	5.70
	300					129	2.77	157	3.35	203	4.34
	200					131	1.87	160	2.28	204	2.91
	100					134	0.957	163	1.16	210	1.49
	10					139	0.099	169	0.12	218	0.155
2:1	1450	12.1	0.94	42.8	3.32	102	7.90	137	10.6	180	14.0
	1150	12	0.74	43.4	2.67	104	6.39	139	8.55	183	11.3
	870	12	0.56	43.8	2.04	105	4.88	141	6.56	187	8.70
	580	11.9	0.37	44.4	1.38	108	3.34	144	4.47	191	5.92
	400	12.2	0.26	45.1	0.96	109	2.33	146	3.12	194	4.15
	300	11.9	0.19	45.5	0.73	110	1.76	148	2.37	196	3.14
	200	12.2	0.13	46.1	0.49	111	1.18	149	1.59	198	2.12
	100	11.2	0.06	46.6	0.25	114	0.608	152	0.812	202	1.08
	10	28.1	0.015	48.5	0.026	116	0.062	157	0.084	209	0.112
2.5:1	1450					96.2	5.97	113	6.99	184	11.4
	1150					97.2	4.78	115	5.64	185	9.11
	870					99.0	3.68	116	4.30	188	7.00
	580					100.0	2.48	118	2.92	192	4.76
	400					100.0	1.73	120	2.05	195	3.34
	300					102.9	1.32	121	1.55	197	2.53
	200					103.9	0.888	123	1.05	200	1.71
	100					104.9	0.448	123	0.528	203	0.867
	10					107.8	0.046	126	0.054	208	0.089
3:1	1450					93.6	4.84	105	5.42	159	8.20
	1150					94.8	3.88	106	4.34	160	6.55
	870					95.9	2.97	108	3.34	163	5.04
	580					97.6	2.02	109	2.25	166	3.42
	400					99.0	1.41	111	1.58	168	2.39
	300					100	1.07	111	1.18	169	1.80
	200					100	0.712	113	0.803	171	1.22
	100					102	0.363	115	0.409	173	0.618
	10					104	0.037	118	0.042	179	0.064
4:1	1450					80.6	3.12	93.4	3.62	124	4.80
	1150					81.5	2.50	94.3	2.90	125	3.83
	870					82.4	1.92	95.9	2.23	127	2.95
	580					84.1	1.30	96.9	1.50	129	2.00
	400					85.1	0.91	98.7	1.05	131	1.40
	300					86.1	0.69	98.3	0.79	131	1.05
	200					86.0	0.46	101	0.54	134	0.71
	100					87.7	0.23	101	0.27	135	0.36
	10					89.3	0.02	101	0.03	140	0.04
5:1	1450					52.0	1.61	57.4	1.78	68.7	2.13
	1150					52.5	1.29	58.0	1.43	69.2	1.70
	870					53.2	0.99	59.0	1.10	70.4	1.31
	580					54.2	0.67	59.6	0.74	71.7	0.89
	400					54.9	0.47	60.7	0.52	72.6	0.62
	300					55.5	0.36	60.4	0.39	72.9	0.47
	200					55.4	0.24	61.7	0.26	74.1	0.32
	100					56.5	0.12	62.9	0.13	75.1	0.16
	10					57.6	0.01	64.5	0.01	77.8	0.02

1、横轴转速未达到10r/min时，请使用10r/min的数据。

2、横越轴输入转速超过1450r/min时，向本公司咨询。

T SERIES

i	n1(r/min)	T10		T12		T16		T20		T25	
		M_{N2}(N · m)	P_{N1}(kW)	M_{N2}(N · m)	P_{N1}(kW)	M_{N2}(N · m)	P_{N1}(kW)	M_{N2}(N · m)	P_{N1}(kW)	M_{N2}(N · m)	P_{N1}(kW)
1:1	1450	421	65.3	619	96.0	1019	163				
	1150	453	55.7	665	81.1	1098	139	1842	234		
	870	479	44.6	726	67.5	1186	114	2009	193	3489	335
	580	493	30.6	802	49.7	1343	85.9	2274	145	3940	252
	400	504	21.5	821	35.1	1499	66.1	2538	112	4410	195
	300	513	16.4	835	26.8	1637	54.1	2744	90.8	4792	159
	200	521	11.1	852	18.2	1784	39.3	3126	69.0	5390	119
	100	535	5.71	875	9.36	1842	20.3	3205	35.3	5439	60.0
	10	561	0.599	919	0.983	1940	2.14	3205	3.53	5713	6.30
1.5:1	1450	374	38.7	564	58.3						
	1150	380	31.2	601	49.2						
	870	389	24.1	656	40.7						
	580	396	16.4	699	28.9						
	400	406	11.6	711	20.3						
	300	411	8.78	724	15.5						
	200	417	5.95	736	10.5						
	100	426	3.04	754	5.37						
	10	443	0.316	785	0.56						
2:1	1450	305	23.6	516	40.0	921	73.7	1578	126		
	1150	309	19.0	516	31.7	938	59.5	1607	102	3146	199
	870	315	14.6	516	24.0	958	46.0	1646	79.0	3224	155
	580	322	10.0	524	16.3	980	31.3	1695	54.2	3332	107
	400	328	7.02	538	11.5	1000	22.0	1725	38.0	3420	75.4
	300	332	5..33	543	8.71	1009	16.7	1754	29.0	3479	57.5
	200	338	3.61	551	5.89	1029	11.3	1784	19.7	3557	39.2
	100	344	1.84	563	3.01	1058	5.84	1833	10.1	3646	20.1
	10	357	0.191	586	0.313	1098	0.605	1921	1.06	3822	2.11
2.5:1	1450	293	18.2	507	31.4						
	1150	298	14.7	514	25.3						
	870	302	11.2	523	19.5						
	580	310	7.68	535	13.3						
	400	315	5.38	545	9.32						
	300	317	4.06	552	7.08						
	200	321	2.75	560	4.79						
	100	326	1.40	568	2.43						
	10	336	0.144	588	0.254						
3:1	1450	270	14.0	458	23.6	904	48.2	1529	82.3	2935	158
	1150	275	11.3	464	19.0	920	38.9	1561	66.6	3045	130
	870	279	8.66	569	14.6	940	30.1	1598	51.6	3135	101
	580	285	5.89	480	9.92	960	20.4	1644	35.4	3246	69.9
	400	288	4.11	490	6.98	978	14.4	1672	24.8	3317	49.3
	300	291	3.11	495	5.29	990	10.9	1701	18.9	3372	37.6
	200	294	2.10	501	3.57	1005	7.38	1733	12.9	3449	25.6
	100	300	1.07	510	1.82	1038	3.82	1777	6.60	3537	13.1
	10	308	0.110	527	0.188	1076	0.40	1865	0.69	3713	1.4
4:1	1450	241	9.35	434	16.8	850	34.3	1452	58.7	2978	113
	1150	246	7.54	441	13.5	865	27.7	1483	47.5	2892	92.6
	870	249	5.78	448	10.4	884	21.4	1518	36.8	2978	72.2
	580	254	3.93	456	7.07	902	14.6	1562	25.2	3084	49.8
	400	257	2.74	465	4.97	919	10.2	1588	17.7	3151	35.1
	300	259	2.08	470	3.77	930	7.8	1616	13.5	3204	26.8
	200	262	1.40	476	2.54	944	5.3	1646	9.17	3276	18.2
	100	267	0.71	485	1.30	976	2.7	1688	4.70	3360	9.36
	10	275	0.07	501	0.13	1011	0.3	1772	0.49	3527	0.98
5:1	1450	136	4.21	296	9.18	814	26.3	1391	44.9	2631	85.0
	1150	138	3.39	301	7.39	828	21.2	1420	36.4	2771	71.0
	870	140	2.60	305	5.68	847	16.4	1454	28.2	2853	55.3
	580	143	1.77	311	3.86	864	11.2	1496	19.3	2954	38.2
	400	144	1.23	318	2.72	881	7.85	1521	13.6	3018	26.9
	300	146	0.93	321	2.06	891	5.96	1548	10.3	3069	20.5
	200	148	0.63	325	1.39	905	4.03	1577	7.03	3138	14.0
	100	150	0.32	331	0.71	935	2.08	1617	3.60	3218	7.17
	10	155	0.03	342	0.07	965	0.22	1697	0.38	3378	0.75

1、If speed is less than 10f/min;please choose 10r/min.

2、Contact us,when the input speed of horizontal shaft is more than 1450 r/min.

※T系列轴配及轴旋转方向的关系，安装方位及尺寸图表轴配置轴旋转方向关系

T series the relation between shaft arrangements and direction of shaft rotation,mounting position and dimension sheet.

安装形式
mounting position

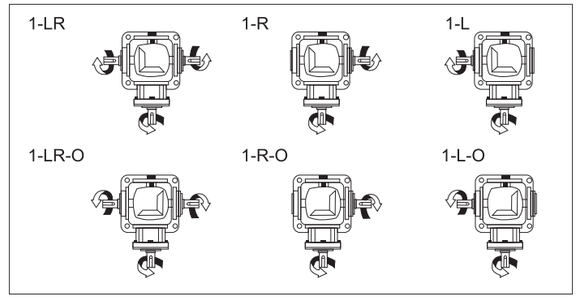

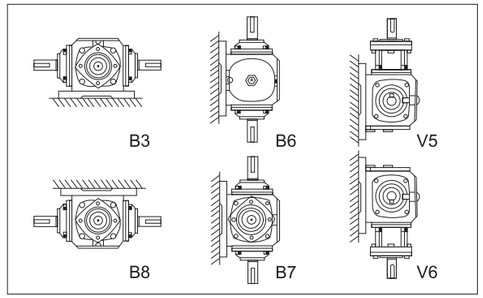

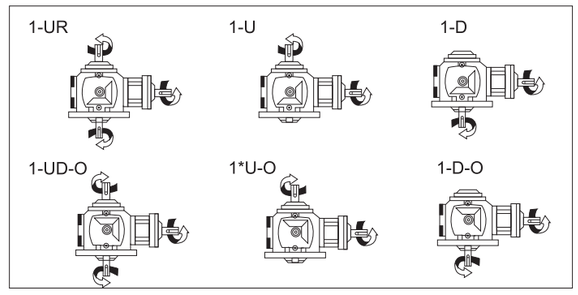

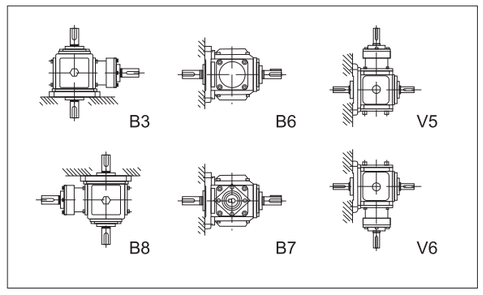

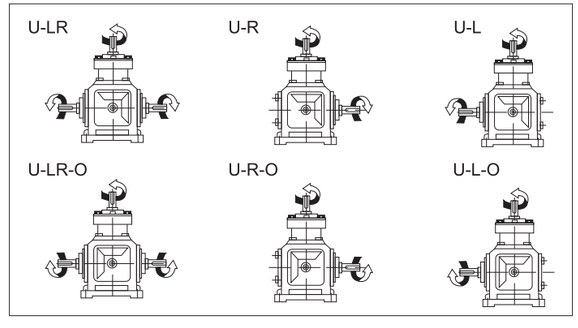

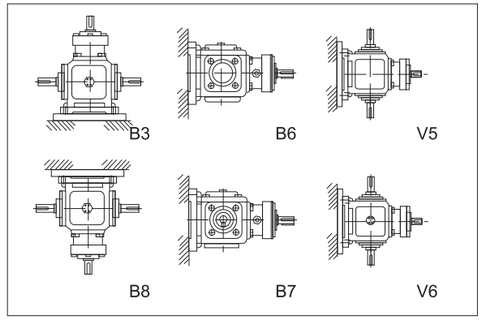

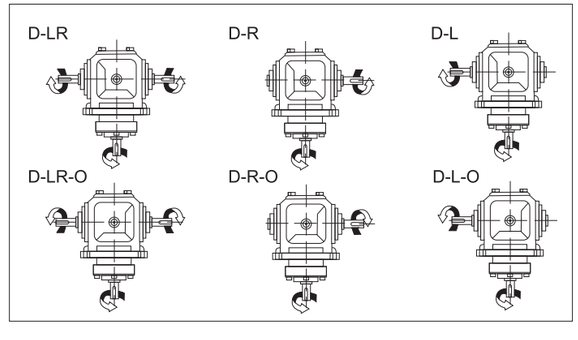

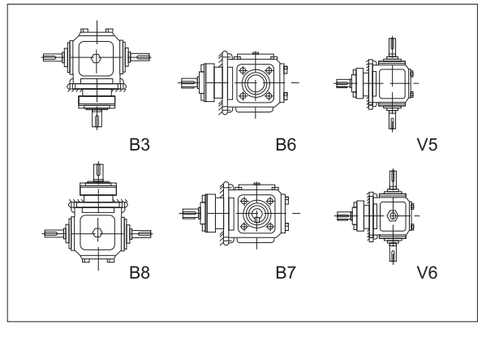

※轴配置轴旋转方向关系
The relationship between shaft arrangement and direction of shaft rotatio:

安装形式
mounting position

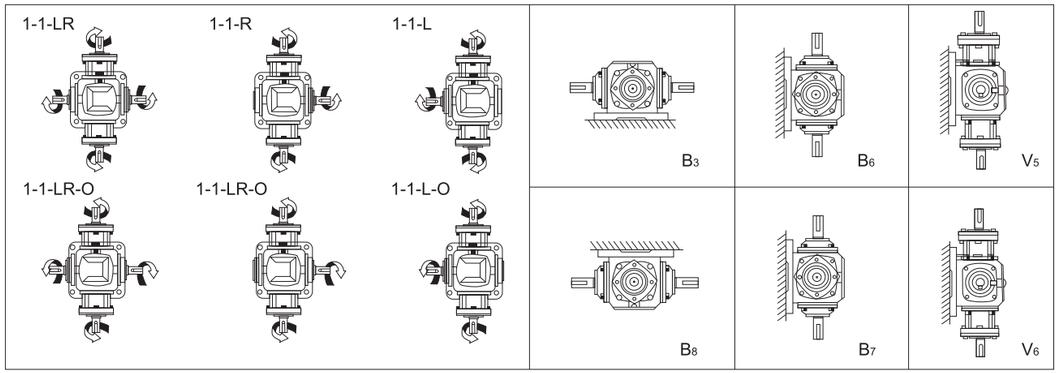

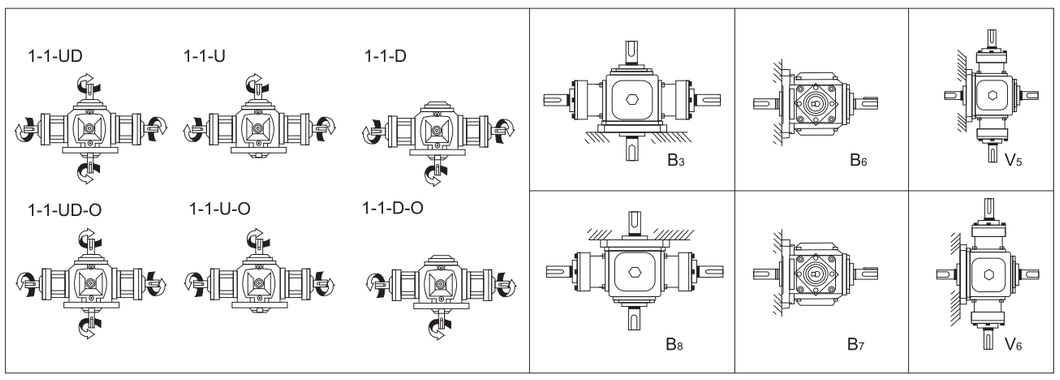

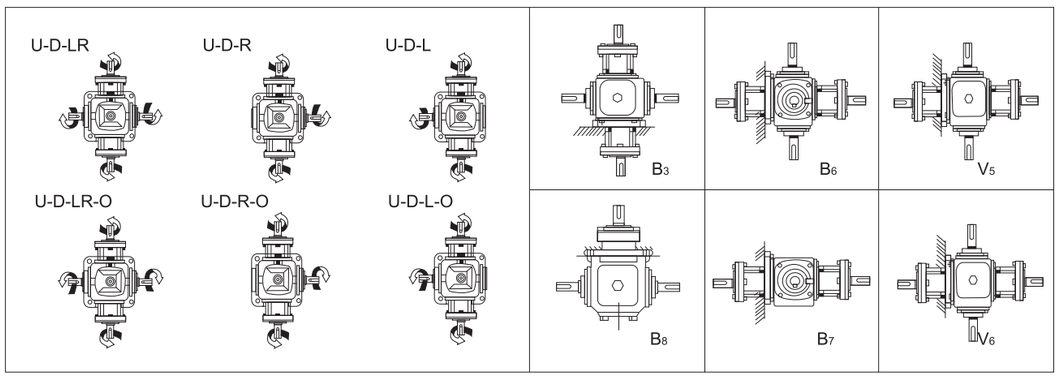

T2~T16

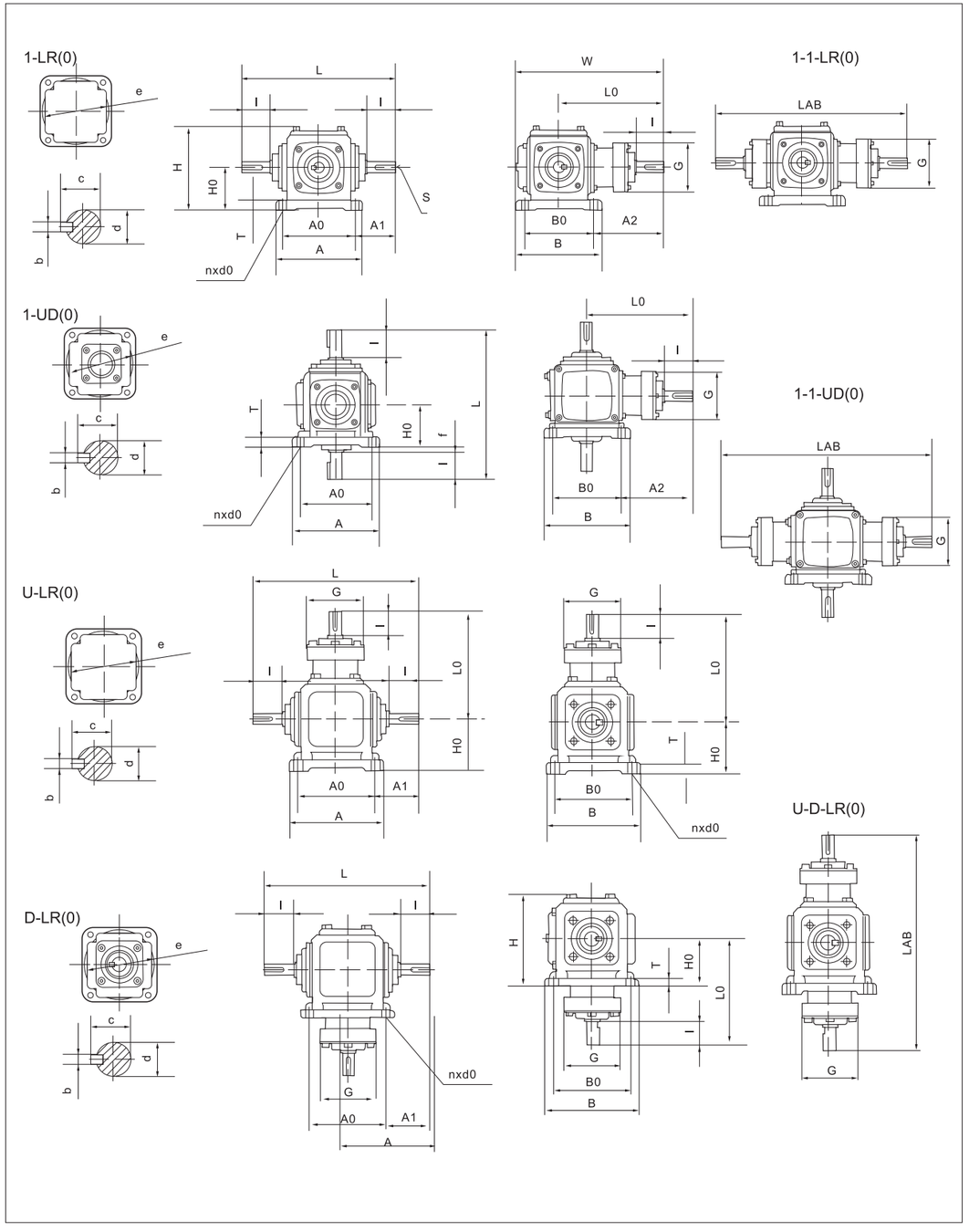

T20~T25

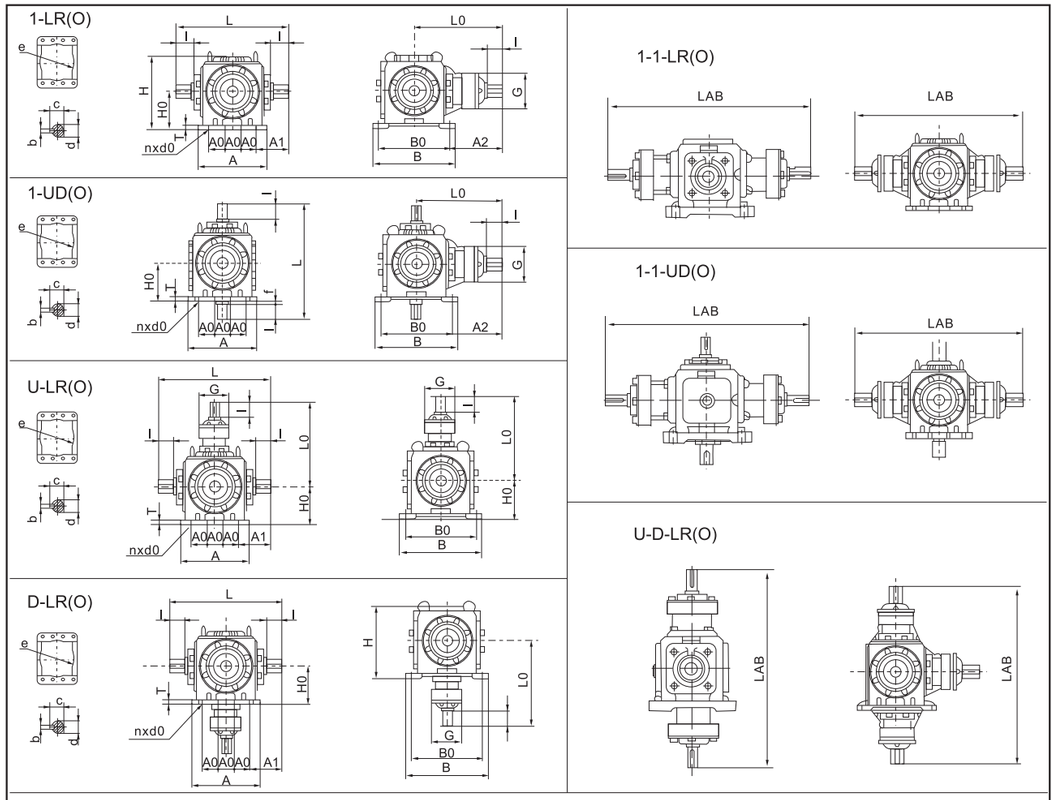

型号	安装尺寸Mounting dimensions										外形尺寸Overall dimensions						轴伸尺寸Shaft dimensions				
	A_1	B	B_0	A	A_0	T	G	d(h7)	l	ex深	f	H_0	L_0	A_2	H	L	LAB	n	b	d_0	C
T2	48	100	84	100	84	10	58	15	33	94 X 3	5	52	124	82	104	180	/	4	5	9	17
T4	53.5	155	125	155	125	17	76	19	38	155 X 5	2	76	180	117.5	152	232	360	4	6	10.5	21.5
T6	81	190	152	190	152	17	115	25	50	190 X 5	17	90	222	146	177	314	444	4	8	14	28
T7	88	210	174	210	174	20	125	32	52	220 X 5	13	100	265	178	199	350	530	4	10	14	32
T8	110.5	235	195	235	195	23	139	40	75	250 X 5	18	115	308	210.5	229	416	616	4	12	14	43
T10	120	285	240	285	240	25	155	45	90	305 X 5	10	140	360	240	273	480	720	4	14	16	48.5
T12	130	340	290	340	290	32	168	50	100	370 X 5	0	175	416	270	335	550	830	4	14	21	53.5
T16	150	390	330	390	330	40	193	60	105	420 X 7	10	200	455	290	386	630	/	4	18	25	64
T20	195	490	430	410	110	32	220	72	105	360 X 10	10	245	525	330	462	720	/	8	20	21	76.5
T25	235	580	520	480	130	35	270	85	130	430 X 10	10	290	660	400	546	860	/	8	22	24	90

注意：当速度是4：1和5：1时，纵轴尺寸不变，横轴尺寸更改如下
Note:When ratio is 4:1and 5:1,dimenssion of output shaft is changeless,but that of input is charge as follows.

型号	4:1						5:1							
	d(H7)	l	L_0	A_0	LAB	C	b	d(h7)	l	L_0	A_2	LAB	b	C
T6	19	38	210	134	420	6	21.5	19	38	210	134	420	6	21.5
T7	22	50	265	178	530	6	24.5	22	50	265	178	530	6	24.5
T8	28	62	310	212.5	620	8	31	28	62	310	212.5	620	8	31
T10	32	62	362	242	724	10	35	32	62	362	242	724	10	35
T12	36	75	415	270	830	10	39	36	75	415	270	830	10	39
T16	50	100	465	300	/	14	53.5	42	90	465	300	/	12	45
T20	55	105	560	345	/	16	59	50	100	555	340	/	14	53.5
T25	70	105	660	400	/	20	74.5	60	105	670	410	/	18	64

减（变）速机订货须知

1、主机名称：_____。
2、减速机在主机中的作用_____。
3、使用环境条件：温度____摄氏度
4、每天运转时间 _____。
5、电动机类型_____；功率 _____千瓦；电压_____ 伏特；输入转速_____ 转/分；频率_____ 赫兹；
6、传动比_____；输出轴转速_____ 转/分。
7、减速机所承受载荷（转矩）_____N.m。
8、减速机型号规格（按型号表示示例填写）_____。
9、减速机与电动机连接方法_____。
10、所需台数 _____希望供货时间____ 年____月____日
11、用户在订货时，双方需签定全国同一格式文本合同，签定生效后，双方务必按《中华人民共和国合同法》中有关条款规定执行。
12、在签定合前，必须详细阅读了解本书中的各产品性能，使用范围独特，各机型的型号表示方法，包括机型号安装方式、是否带电机、减速比、电机功率、扭矩力等相关内容。直接配电机的产品，除注明电机功率外，还要务必注明机种类，相数（电机）极数（转数）如没有注明，一律按三相四极交流电机出厂。
13、用户在订货时尽量选取我公司生产的型号、规格、如特殊减速比、变速比、特殊电机可特殊订货，我公司可为用户特殊设计制造中。
14、本书所例的各项技术数据及其它，可供用户参考使用，如有技术改进，恕不另行通知。
注：订货时请尽量选择本目录内的标准产品，如有特殊要求请在合同上详细说明。

Notices in speed reducer(speed changer)procurement

1.Main unit name: _____.
2.Purpose of speed reducer in main unit _____.
3.Operating conditions:Temperature_____℃
4.Working time every day_____.
5.Motor type_____ ;Power_____ KW;Voltage_____V;Input rotation speed _____ r/min;Frequency_____Hz;
6.Transmission ratio_____ ;Output spindle rotation speed_____r/min.
7.Maximum(torque) load allowed on speed reducer_____N.m.
8.Type of speed reducer(fill in types as specified)_____.
9.Coupling method between speed reducer and motor _____.
10.Quantity required_____.Expected delivery date_____year_____month_____ day.
11.When a user places an order,the two parties shall sign a national uniform–pattern contract,which comes into effect after being signed, and the two parties shall implement according to relevant provisions in Contract Law of the People's Republic of China.
12.Before signing a contract,please read all technical parameters,application range and expression of types,including installation patterns, motors attached or not,speed reduction ratio,motor power,torque and so on.To products directly coupled with motors, besides motor power,motor type,phase number(motor)and stage number(rotation number)shall be specified,otherwise,we will provide 3–phase& 4–stage AC motors for all.
13.Users shall try to select the types manufactured by our company.Special orders are available for special speed reduction ratio, transmission ratio and motors,and our company can design and manufacture for users.
14.All technical parameters and other information in this document are for users'reference,and we will not otherwise when any technical improvements are made.
Note:When ordering,please try to select the standard products in the catalogue.If there is any sepecial requirement,please notify it in the contract.

T SERIES

※WB微型摆线针轮减速机 WB series cyloidal micoro–reducer

◎WB系列产品代号编写方法论/Compiling metho of WB series product code number

WB E 1065 W D 187 60 B3

- B3：安装方位 Mounting position
- 60：电机功率（输入轴型省略） Montor power(Omit expression with input shaft)
- 187：减速机 ratio
- D：输入端形式：Y–配电机型，P–配法兰型，输入轴型省略 Type of input:Y–montor–style,P–flange–style,Omit expression with input shaft
- W：安装形式：W–卧式，L–立式，L1–方形法兰 Structrure code:W–Horizontal,L–Vertical,L1–Flange of quadrate
- 1065：机型号 type
- E：减速级数：E–双级，单级省略 Transmission stage code,omit expression singlestage,2–stage:e
- WB：减速机代号 Series code

◎使用与维护/Use and maintance

1 工作环境温度不大于40℃。	1/the ambient temperature less than 40℃
2 减速机最高工作温度不大于80℃。	2/the working temperature less than 80℃
3 减速机出厂已加注润滑油。	3/reducer are supplied with oil
4 减速机使用油品见说明书。	4/the type of the oil see product sample others

◎其他说明/others

1 用户要求特殊定制时，请详细注明。	1/please sign clearly if customers need specia design

※WB微型摆线针轮减速机 WB series cyloidal micoro–reducer

◎安装方位/mounting positions

B3

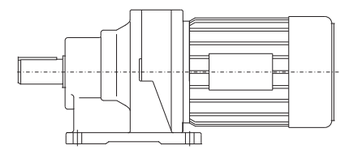

B31

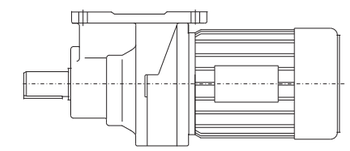

V5

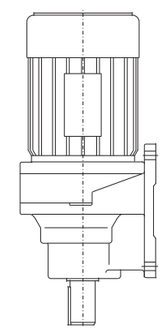

V6

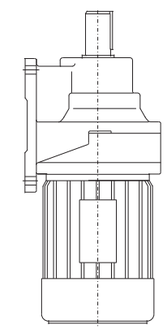

B5

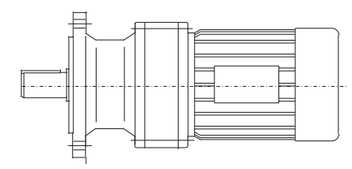

B51

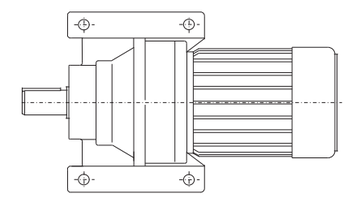

V1

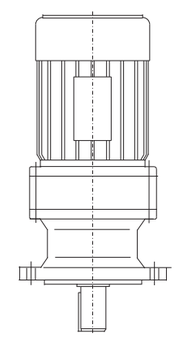

V3

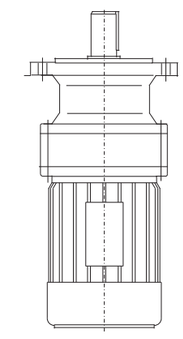

WB SERIES

※WB微型摆线针轮减速机 WB series cyloidal micoro–reducer

◎单级减速机技术参数/technical data of single stage reducer

机型号 type	电机类型 motor type				减速机ratio									
	三相 3–phase	单相 singe phase	直流 DC	制动 breake	9	11	17	23	29	35	43	59	71	87
					许用输出转矩output torque N.m									
65	40	40※		-	2.3	2.8	4.2	5.8	7.2	8.8	10.2			
	60	60※	50	-	3.5	4.2	6.3	8.7	10.8	13.2	15.3			
	90	90※	80	-	5	6.3	9.5	13	16	19.8	23			
	120			-	6.9	8.4	12.6	17.4	21.6	25	25			
85	90	90▲	80	-	5	6.3	9.5	13	16	19.8	23			
	120	120▲	123	-	6.9	8.4	12.6	17.4	21.6	26	32			
	180	-	185	180	10.4	12.6	18.9	26.1	32.4	34.5	48			
	250	-		250	14.4	17.5	26.2	36.2	45	47.9	60			
	370	-	-	370	21.4	25.9	38.8	53.6	60	60	60			
100	180	180★	185	180	10.4	12.6	18.9	26.1	32.4	34.5	48			
	250	250★		250	14.4	17.5	26.2	36.2	45	47.9	66.7	91.6		
	370	370★	385	370	21.4	25.9	38.8	53.6	66.6	70.9	98.7	120		
	550	-		550	31.8	38.5	57.7	79.7	99	105.4	120	120		
	750	-		-	43.4	52.5	78.6	108.6	120	120	120	120		
120	370	370★	355	370	21.4	25.9	38.8	53.6	66.6	70.9	98.7	135.6	150	
	550	550★	-	550	31.8	38.5	57.7	79.7	99	105.4	146.7	150	150	
	750	750★	-	750	43.4	52.5	78.6	108.6	135	143.7	150	150	150	
	1100	-		-	63.7	77	115.3	150	150	150	150	150	150	
150	550	550★	-	550	31.8	38.5	57.7	79.7	99	105.4	146.7	201.3	250	250
	750	750★		750	43.4	52.5	78.7	108.7	135	144	200	250	250	250
	1100	-	-	1100	63.6	77	115.4	159.4	198	210.8	250	250	250	250
	1500	-	-	1500	86.7	105	157.4	217.4	250	250	250	250	250	250
	2200	-		2200	127.2	154	230.8	250	250	250	250	250	250	250
输出转速 output speed r/min	n1=1400r/min				155	127	82	60	48	40	32	23	20	17
	n1=950r/min				105	86	56	41	33	27	22	16	13	11

◎双级减速机技术参数/technical data of 2–stage reducer

机型号 type	电机类型 motor type				减速机ratio									
	三相 3–phase	单相 singe phase	直流 DC	制动 breake	121	187	289	385	473	595	731	989	1225	1849
					许用输出转矩output torque N.m									
1065	40	40※	-	-	27.9	43.1	66.6	88.8	109.1	120.0	120.0	120.0	120.0	120.0
	60	60※	50	-	41.9	64.7	99.9	120.0	120.0	120.0	120.0	120.0	120.0	120.0
	90	90※	80	-	62.8	97.0	120.0	120.0	120.0	120.0	120.0	120.0	120.0	120.0
	120	-	-	-	83.7	120.0	120.0	120.0	120.0	120.0	120.0	120.0	120.0	120.0
1285	90	90▲	80	-	62.8	97.0	149.9	150.0	150.0	150.0	150.0	150.0	150.0	150.0
	120	120▲	123	-	83.7	129.3	150.0	150.0	150.0	150.0	150.0	150.0	150.0	150.0
	180	-	185	180	125.6	150.0	150.0	150.0	150.0	150.0	150.0	150.0	150.0	150.0
	250	-	-	250	150.0	150.0	150.0	150.0	150.0	150.0	150.0	150.0	150.0	150.0
	370	-	-	370	150.0	150.0	150.0	150.0	150.0	150.0	150.0	150.0	150.0	150.0
1510	180	180★	185	180	125.6	194.0	250.0	250.0	250.0	250.0	250.0	250.0	250.0	250.0
	250	250★	-	250	174.4	250.0	250.0	250.0	250.0	250.0	250.0	250.0	250.0	250.0
	370	370★	355	370	250.0	250.0	250.0	250.0	250.0	250.0	250.0	250.0	250.0	250.0
	550	-		550	250.0	250.0	250.0	250.0	250.0	250.0	250.0	250.0	250.0	250.0
	750	-		-	250.5	250.0	250.0	250.0	250.0	250.0	250.0	250.0	250.0	250.0
输出转速 output speed r/min	n1=1400r/min				11.5	7.5	4.8	3.6	3	2.3	1.9	1.4	1.1	0.7

◎注：1带*者为单相电容运转电机
2带★者为单相电容启动电机
3带▲者为单相电阻启动电机

◎Note:1 sigle phase F.H.P.permanent split capacitor motors expressed with*
2 single phase F.H.P.capacitor start motors expressed with★
3 signle phase F.H.P.resistance start split phasemotore expressed with▲

※WB微型摆线针轮减速机 WB series cyloidal micoro–reducer

◎单级卧式外形及安装尺寸/Dimensions of single stage foot–mounted cycloidal reducer

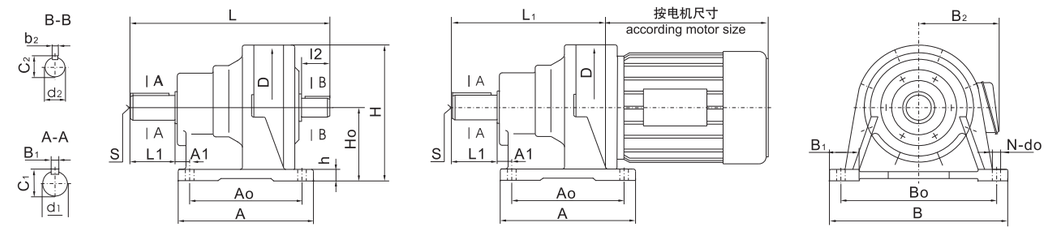

机型号 type	安装尺寸mounting dimensions									轴伸尺寸shaft dimensions								外形尺寸Overall dimensions						重量 Weight
	H_0	A_0	A_1	B_1	B_0	h	s	n	d_0	输出轴Output shaft				输入轴input shaft				A	B	H	D	L	L_1	kg
										d_1(h6)	b_1	c_1	l_1	d_2(h6)	b_2	c_2	l_2							
65	60	60	25	25	130	8	M4	4	7	12	4	13.5	20	10	3	11	16	90	150	120	110	135	95	2.5
85	70	70	30	30	150	10	M5		9	14	5	16	23	12	3	13	16	100	175	140	127	148	110	3.5
100	80	80	38	32	160	12	M6		9	18	6	20.5	25	14	4	16.5	20	110	185	155	145	174	130	7
120	100	90	58	35	150	15	M8		11	30	8	33	35	15	5	17	22	120	185	190	168	215	165	11
150	120	120	60	50	210	18	M8		15	35	10	38.5	55	20	6	22.5	30	160	250	235	210	260	200	28

◎双级卧式外形及安装尺寸/Dimensions of 2–stage foot–mounted cycloidal reducer

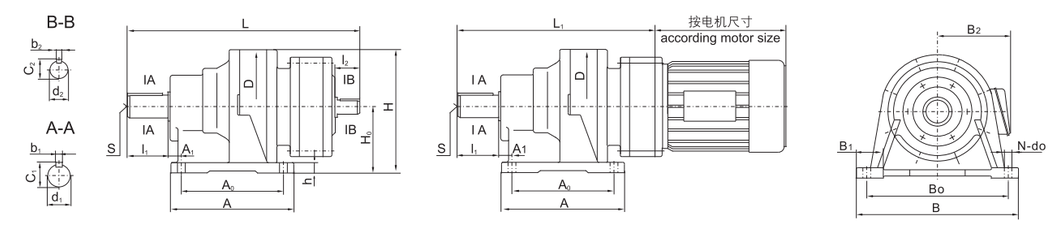

机型号 type	安装尺寸mounting dimensions									轴伸尺寸shaft dimensions								外形尺寸Overall dimensions						重量 Weight
	H_0	A_0	A_1	B_1	B_0	h	s	n	d_0	输出轴Output shaft				输入轴input shaft				A	B	H	D	L	L_1	kg
										d_1(h6)	b_1	c_1	l_1	d_2(h6)	b_2	c_2	l_2							
1065	80	80	38	32	160	12	M6	4	9	18	6	20.5	25	10	3	11	16	110	185	155	145	225	185	9
1285	100	90	58	35	150	15	M8	4	11	30	8	33	35	12	3	13	16	120	185	190	168	268	230	14
1510	120	120	60	50	210	18	M8	4	15	35	10	38.5	55	14	4	16.5	20	160	250	235	210	325	295	36

◎注：表中重量不包含电机重量 Note:the weight in ()divide motor’s

※WB微型摆线针轮减速机 WB series cyloidal micoro-reducer

◎单级立式外形及安装尺寸/Dimensions of single stage flangle-mounted cycloidal reducer

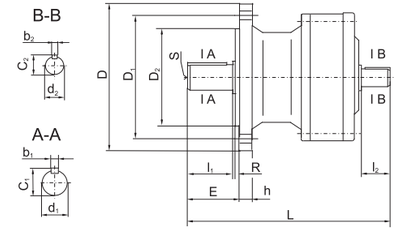

WB...-L

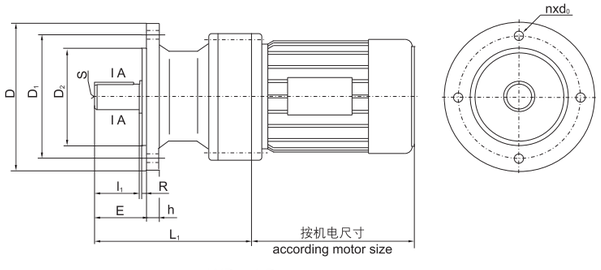

WB...-LD

机型号 type	安装尺寸mounting dimensions								轴伸尺寸shaft dimensions								外形尺寸 Overall dimensions			重量 Weight
									输出轴Output shaft				输入轴input shaft							
	D_1	$D_2(h_8)$	E	h	R	S	n	d_0	$d_1(h6)$	b_1	c_1	l_1	$d_2(h6)$	b_2	c_2	l_2	D	L	L_1	kg
65	100	65	24	8	2.5	M4	4	7	12	4	13.5	20	10	3	11	16	120	135	95	2.5
85	120	85	27	9	2.5	M5	4	9	14	5	16	23	12	3	13	16	140	148	110	3.5
100	134	100	30	10	3	M6	4	9	18	6	20.5	25	14	4	16.5	20	160	174	130	7
120	160	140	39	10	3	M8	4	11	30	8	33	35	15	5	17	22	190	215	165	11
150	200	170	60	14	4	M8	6	11	35	10	38.5	55	20	6	22.5	30	230	260	200	28

◎双级立式外形及安装尺寸/Dimensions of 2-stage flangle-mounted cycloidal reducer

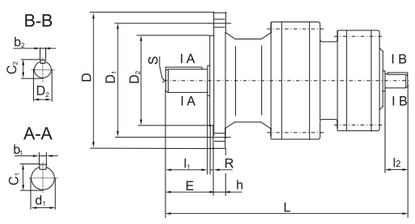

WBE...-L

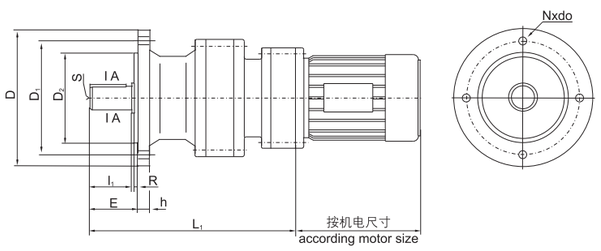

WBE...-LD

机型号 type	安装尺寸mounting dimensions								轴伸尺寸shaft dimensions								外形尺寸 Overall dimensions			重量 Weight
									输出轴Output shaft				输入轴input shaft							
	D_1	$D_2(h_8)$	E	h	R	S	n	d_0	$d_1(h6)$	b_1	c_1	l_1	$d_2(h6)$	b_2	c_2	l_2	D	L	L_1	kg
1065	134	100	30	10	3	M6	4	9	18	6	20.5	25	10	3	11	16	160	225	185	9
1285	160	140	39	10	3	M8	4	11	30	8	33	35	12	3	13	16	190	268	230	14
1510	200	170	60	14	4	M8	6	11	35	10	38.5	55	14	4	16.5	20	230	325	295	36

◎注：表中重量不包含电机重量 Note:the weight in ()divide motor’s

※WB微型摆线针轮减速机 WB series cyloidal micoro-reducer

◎单级立式外形及安装尺寸/Dimensions of single stage flangle-mounted cycloidal reducer

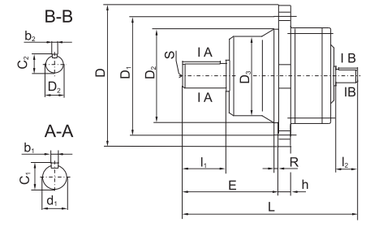

WB...-L1

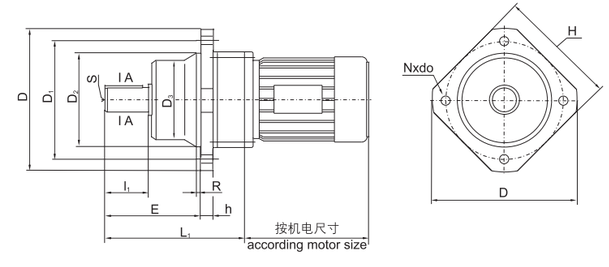

WB...-L1D

机型号 type	安装尺寸mounting dimensions									轴伸尺寸shaft dimensions								外形尺寸Overall dimensions				重量 Weight
										输出轴Output shaft				输入轴input shaft								
	D_1	$D_2(h_8)$	E	h	R	S	H	n	d_0	$d_1(h6)$	b_1	c_1	l_1	$d_2(h6)$	b_2	c_2	l_2	D	D_3	L	L_1	kg
65	125	65	65	9	2.5	M4	105		7	12	4	13.5	20	7	3	11	16	145	50	135	95	2.5
85	140	85	82	10	2.5	M5	125		9	14	5	16	23	9	3	13	16	165	55	148	110	3.5
100	160	100	93	12	3	M6	140	4	9	18	6	20.5	25	9	4	16.5	20	185	65	174	130	7
120	185	120	118	12	3	M8	160		11	30	8	33	35	11	5	17	22	210	85	215	165	11
150	240	150	140	15	4	M8	210		15	35	10	38.5	55	15	6	22.5	30	270	115	260	200	28

◎双级立式外形及安装尺寸/Dimensions of 2-stage flangle-mounted cycloidal reducer

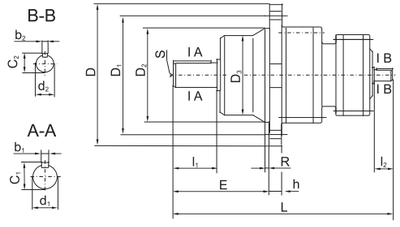

WBE...-L1

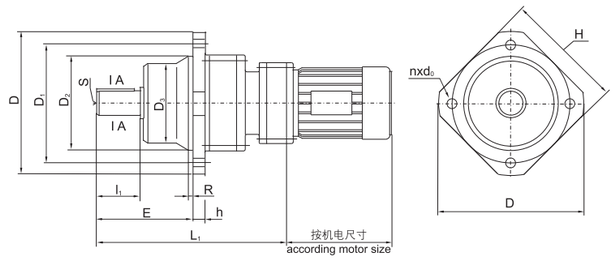

WBE...-L1D

机型号 type	安装尺寸mounting dimensions									轴伸尺寸shaft dimensions								外形尺寸Overall dimensions				重量 Weight
										输出轴Output shaft				输入轴input shaft								
	D_1	$D_2(h_8)$	E	h	R	S	H	n	d_0	$d_1(h6)$	b_1	c_1	l_1	$d_2(h6)$	b_2	c_2	l_2	D	D_3	L	L_1	kg
1065	160	100	93	12	3	M6	140		9	18	6	20.5	25	10	3	11	16	185	65	225	185	9
1285	185	120	118	12	3	M8	160	4	11	30	8	33	35	12	3	13	16	210	85	268	230	14
1510	240	150	140	15	3	M8	210		15	35	10	38.5	55	14	4	16.5	20	270	115	325	295	36

◎注：表中重量不包含电机重量 Note:the weight in ()divide motor’s

※X、B系列摆线针轮减速机 X、B series cyloidal reducer

◎X、B系列产品代号编写方法/Compiling method of X、B series Product number

X W E D 3 – 85 – 187 YB –B3

- –B3：安装方位 Mounting position
- YB：电机类，普通电机省略 Mmotor series code,omit expression with yserie motor
- 187：减速比 ratio
- 85：机型号 type
- 3：电机功率（输入轴型省略） Montor power(Omit expression with input shaft)
- D：输入端形式D–配电机型；Y–配法兰型：输入轴型省略 Type of input:D–montor–style,Y–flange–style,Omit expression with shaft input
- E：减速级数：E–双级，单级省略 Transmission stage code,omit exprexxion singlestage,2–stage
- W：安装形式：W–卧式，L–立式 Structrure code:W–Horizontal,L–Vertical,L1–Flange of quadrate
- X：系列：X系列摆线针轮减速机，BB系列摆线针轮减速机 Series X–X Series cyloidal reducer,B–B Series cyloidal reducer

◎产品特点/characteristic

1多齿同时啮合传动，抗过载能力强，可靠性高。
2主要传动件采用轴承钢并经淬火磨削，高强度设计，坚固寿命长。
3惯性小，适合启动频繁和正反转。
4低噪高效率，一级减速可达92%以上。
5结构紧凑，同轴输出。

1/several tooths drive,high strengh and high credibility
2/the material of main parts is bearing steel
3/litter inertia adapts reducer intvertering
4/low noise high efficiency,single stage efficiencyare more than 92%
5/input shaft and output shaft in the same axis,small volume

※X、B系列摆线针轮减速机 X、B series cyloidal reducer

◎安装方位/mounting positions

B3

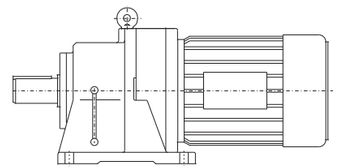

B31

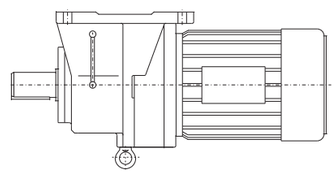

V5

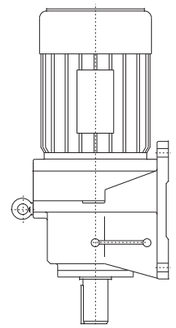

V6

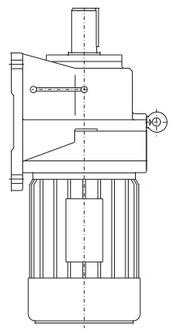

B5

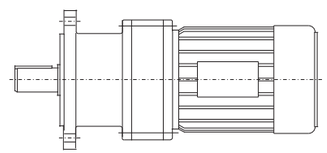

B51

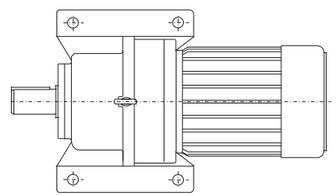

V1

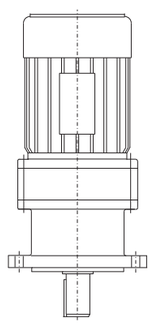

V3

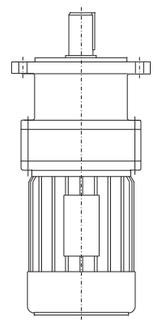

X、B SERIES

※X、B系列摆线针轮减速机 X、B series cyloidal reducer

◎结构图例/Structure chart

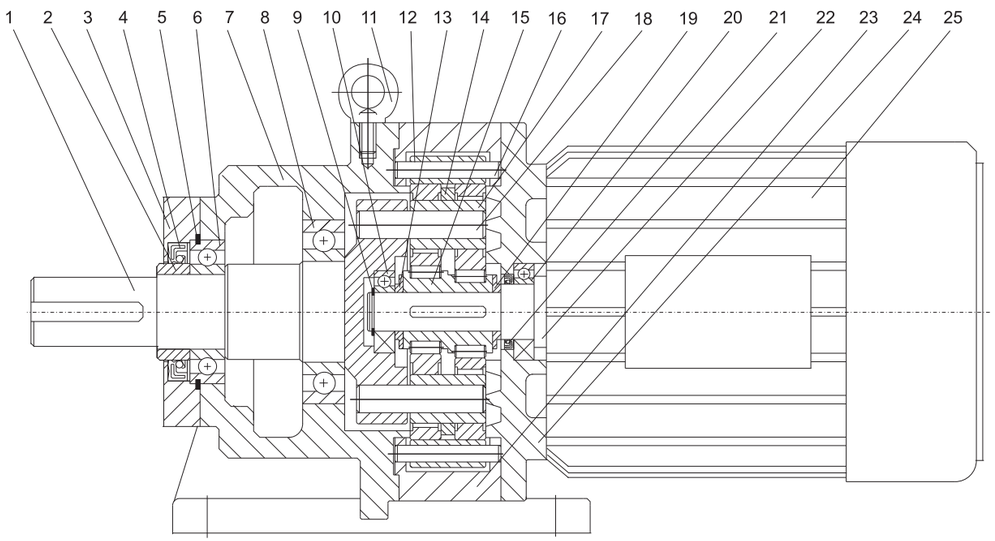

1输出轴	2紧固坏	3压盖	1input shaft	2annulus	3cover board
4骨架油封	5挡圈	6轴承	4oil seal	5circlip	6bearing
7机座	8轴承	9挡圈	7frame	8bearing	9circlip
10轴承	11吊环	12针齿套	10bearing	11eyebolt	12gear roller
13垫圈	14间隔环	15偏心轴承	13washer	14annulus	15planet carrier
16针齿销	17柱销套	18轴销	16gear pin	17roller	18pin
19挡圈	20轴承	21骨架油封	19circlip	20bearing	21oil seal
22电机轴	23针齿壳	24端盖	22motor shaft	23pin wheel housing	24input shaft
25电机			25motor		

◎使用与维护/Use and maintance

1 工作环境温度不大于40℃。 1/the ambient temperature less than 40℃

2 减速机最高工作温度不大于80℃。 2/the working temperature less than 80℃

3 减速机使用油品见说明书。 3/the type of the oil see product sample others

◎电机的选用/About electric motor.

1本系列减速机直联配用三相普通电机。 1/ Y series motor are designed with gear.

2本系列减速机亦可配用其它IEC标准输出法兰电机。 2/ we can supply other series motor,IEC flange on page 16.

3/ the technical data and mounting dimensions about motor on page 16.

◎其他说明/others

1用户要求特殊定制时，请详细注明。 1/ please sign clearly if customers need specia design

※X、B系列摆线针轮减速机 X、B series cyloidal reducer

◎技术参数（单级）/Technical data(single stage)

X系列（等同天津标准） X series(equivalent to tianjin standard)			1	2	3	4	5	6	7	8	9	10	11
B系列（等同上海标准） B series(equivalent to shanghai standard)			09	10	11	12	13	14		15	16	17	18
B系列（等同机械部标准） B series(equivalent to standard of ministry of machine-building industry)				12	15	18	22	27		33	39	45	55
输入功率kw input power kw / 输出轴转速r/min4级，6级 output shaft 4 poles,6 poles / 最大许用输出转矩N.m Allowed maximum torque N.m / 减速比 ratic			70	150	250	500	1000	2000	2700	4500	9000	12000	20000
9	167	111	0.75 0.55	1.5 1.1	2.2 1.5	4 3	11 7.5	15 11					
11	36	91	0.55	1.5 1.1	2.2 1.5	4 3	7.5 5.5		15 11	18.5 15	22 18.5	45 37	55 45
17	88	59	0.37	0.75 0.55	1.5 1.1			11 7.5					
23	60	40	0.37 0.25	0.55 0.37		2.2 1.5	5.5 4		11 7.5	15 11	18.5 15	30 22	45 37
29	52	5	0.25	0.55 0.37	1.1 0.75								
35	43	29				1.5 1.1	4 3	7.5 5.5				22 18.5	37 30
43	38	23	0.25	0.25	0.55		3 2.2	5.5 4	7.5 5.5	11 7.5	15 11		
59	25	17				1.1 0.75	2.2 1.5	4 3	5.5 4	7.5 5.5	11 7.5	15 11	30 22
71	21	14				0.75	1.5	3 2.2		5.5 4	7.5 5.5		22 18.5
87	17	12						2.2	4 3		5.5 4	11	18.5 15

◎注：配用18.5kW及18.5kW以上电机均使用6极电机，其余功率电机4极及6极均可使用。

说明：输出转矩计算公式：$M_2=KA \cdot P \cdot i \cdot \eta / n_1$

KA——使用系数（见第2页）
P——电动机额定功率（kW）
I——减速机减速机
n_1——1500r/min或1000r/min
η——传动效率 η ≥92%（i=9-43）
η ≥87%(i=59-87)
计算转矩M2应不大于表中许用输出转矩

Note:output torque is performed using the following formula:
$M_2=KA \cdot 9550 \cdot P \cdot i \cdot \eta / n_1$
KA——working service factor(on page 2)
P——motor power（kW）
I——ratio
η——transnission effeciency
n_1——1500r/min or 1000r/min
η ≥92%（i=9-43）, η ≥92%（i=9-43）, η ≥87%（i=59-87）
The result would less than permitted output torque

※X、B系列摆线针轮减速机 X、B series cyloidal reducer

◎技术参数（单级）/Technical data(single stage)

X系列（等同天津标准） X series(equivalent to tianjin standard)		31	42	53	63	74	84	85	95	106	116	117
B系列（等同上海标准） B series(equivalent to shanghai standard)		1109	120	131	141		152	153	163	163	184	
B系列（等同机械部标准） B series(equivalent to standard of ministry of machine-building industry)			1812	2215	2715		3318	3322	3922	4527	5527	
输入转速input speed		1500r/min										
输出转速 r/min out speed r/min	最大许用输出转矩N.m Allowed maximum torque N.m	250	500	1000	2000	2700	4500	4500	9000	12000	20000	20000
	输入功率kw input power kw											
	减速比 ratic											
12.4	121(11x11)	0.37 0.25	1.1 0.75	1.5 1.1	1.5 1.1	3 2.2	3 2.2	5.5 4	5.5 4	11 7.5	11 7.5	11 7.5
8.0	187(17x11)	0.37 0.25	0.75 0.55	1.1 0.75	1.5 1.1	3 2.2	3 2.2	4 3	5.5 4	7.5 5.5	7.5 5.5	7.5 5.5
5.2	289(17x17)	0.18 0.12	0.55 0.37	0.75 0.55	1.1 0.75	2.2 1.5	2.2 1.5	3 2.2	4 3	7.5 5.5	7.5 5.5	7.5 5.5
4.7	319(29x11)		0.37	0.75 0.55	1.1 0.75	1.5 1.1	2.2 1.5	3 2.2	4 3	7.5 5.5	7.5 5.5	7.5 5.5
3.2	473(43x11)		0.25	0.55 0.37	0.75 0.55	1.1 0.75	1.5 1.1	2.2 1.5	3 2.2	5.5 4	5.5 4	5.5 4
2.5	595(35x17)		0.25	0.55 0.37	0.55 0.37	0.75 0.55	1.5 1.1	1.5 1.1	2.2 1.5	4 3	5.5 4	5.5 4
2.0	731(43x17)		0.25	0.37	0.55 0.37	0.75 0.55	1.1 0.75	1.5 1.1	2.2 1.5	4 3	4 3	4 3
1.8	841(29x29)		0.25	0.37	0.37	0.55	1.1 0.75	1.1	1.5 1.1	3 2.2	4 3	4 3
1.5	1003(59x17)		0.25	0.37	0.37	0.55	0.75	1.1	1.5 1.1	2.2 1.5	3	3
1.2	1225(35x35)		0.25	0.37	0.37	0.55	0.75	1.1	1.1	2.2 1.5	3	3
1.0	1505(43x35)		0.25	0.37	0.37	0.55	0.75	1.1	1.1	1.5	3	3
0.8	1849(43x35)		0.25	0.37	0.37	0.55	0.75	1.1	1.1	1.5	3	3
0.7	2065(59x35)		0.25	0.37	0.37	0.55	0.75	1.1	1.1	1.5	3	3
0.6	2537(59x43)		0.25	0.37	0.37	0.55	0.75	1.1	1.1	1.5	3	3
0.4	3481(59x59)			0.37	0.37	0.55	0.75	1.1	1.1	1.5	3	3
0.3	5133(87x59)			0.37	0.37	0.55	0.75	1.1	1.1	1.5	3	3

说明：输出转矩计算公式：

$M_2=KA \cdot 9550 \cdot P \cdot i \cdot \eta / n_1$

KA——使用系数（见第2页）
P——电动机额定功率（kW）
I——减速机减速机
n_1——1500r/min
η——传动效率 η ≥92%（i=9-43）
η ≥87%(i=59-87)
计算转矩M2应不大于表中许用输出转矩

Note:output torque is performed using the following formula:

$M_2=KA \cdot 9550 \cdot P \cdot i \cdot \eta / n_1$

KA——working service factor(on page 2)
P——motor power（kW）
I——ratio
n_1——1500r/min
η——transnission effeciency
η ≥92%（i=9-43）, η ≥87%（i=59-87）
The result would less than permitted output torque.

※X、B系列摆线针轮减速机 X、B series cyloidal reducer

◎安装及外形尺寸/mounting dimensions

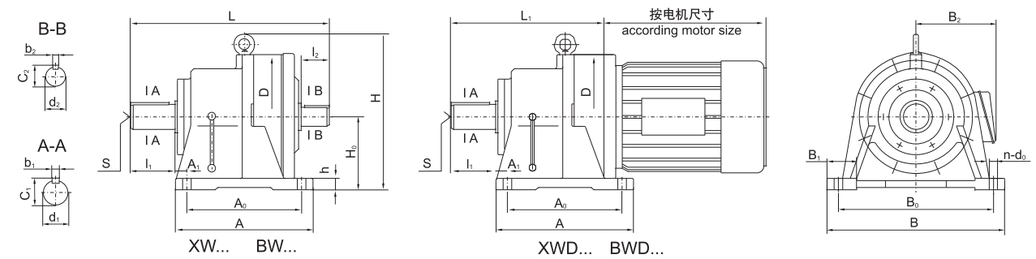

◎X系列单级卧式外形及安装尺寸/Dimensions of single stage foot-mounted cycloidal reducer in X series

机型号 type	安装尺寸mounting dimensions									轴伸尺寸shaft dimensions								外形尺寸Overall dimensions						重量 Weight
										输出轴Output shaft				输入轴input shaft										
	H_0	A_1	A_0	B_1	B_0	h	s	n	d_0	d_1(h6)	b_1	c_1	l_1	d_2(h6)	b_2	c_2	l_2	A	B	H	D	L	L_1	kg
1	100	25	90	40	150	12	M8	4	12	25	8	28	35	15	5	17	25	120	180	175	150	202	141	8
2	100	53	90	45	180	15	M8	4	12	25	8	28	34	15	5	17	25	120	210	175	168	212	156	14
3	140	95	100	55	250	20	M8	4	16	35	10	38	55	18	6	20.5	35	150	290	240	200	266	192	29
4	150	95	145	65	290	22	M10	4	16	45	14	48.5	74	22	6	24.5	40	195	330	275	240	324	240	45
5	160	115	150	75	370	25	M12	4	16	55	16	59	91	30	8	33	45	260	420	356	300	399	310	92
6	200	36	275	75	380	30	M12	4	18	65	18	69	89	35	10	38	54	335	430	425	340	470	353	131
7	220	36	320	85	420	30	M12	4	22	80	22	85	109	40	12	43	65	380	470	460	360	522	391	165
8	250	35	380	120	480	35	M16	4	22	90	25	95	120	45	14	48.5	70	440	530	529	430	581	446	245
9	290	45	480	120	560	40	M20	4	26	100	28	106	141	50	14	53.5	80	560	620	614	500	698	552	390
10	325	80	250*2	120	630	45	M24	6	30	110	28	116	150	55	16	59	100	600	690	706	580	806	610	564
11	420	122	330*2	160	800	50	2-M20	6	32	130	32	137	202	70	20	74.5	120	810	880	883	710	1042	808	1160

◎B系列单级卧式外形及安装尺寸/Dimensions of I-stage foot-mounted cycloidal reducer in B series

机型号 type	安装尺寸mounting dimensions									轴伸尺寸shaft dimensions								外形尺寸Overall dimensions						重量 Weight
										输出轴Output shaft				输入轴input shaft										
	H_0	A_1	A_0	B_1	B_0	h	s	n	d_0	d_1(h6)	b_1	c_1	l_1	d_2(h6)	b_2	c_2	l_2	A	B	H	D	L	L_1	kg
12	100	58	90	45	150	16	M8	4	11	30	8	33	35	15	5	17	25	120	185	190	168	215	161	18
15	140	95	100	55	250	20	M8	4	13	35	10	38	58	18	6	20.5	25	150	290	284	200	282	216	32
18	150	95	145	60	290	22	M10	4	17	45	14	48.5	82	22	6	24.5	40	195	330	318	240	352	276	40
22	160	113	150	75	370	25	M12	4	17	55	16	59	82	30	8	33	45	238	410	360	300	422	316	73
27	200	35	275	80	380	30	M12	4	22	70	20	74.5	105	35	10	38	54	335	430	435	340	490	383	120
33	250	35	380	85	480	35	M16	4	26	90	25	95	130	45	14	48.5	70	440	530	542	430	629	464	185
39	290	45	480	90	560	40	M20	4	26	100	28	106	165	50	14	53.5	80	560	620	619	500	730	556	330
45	325	80	250*2	105	630	45	M24	6	30	110	28	116	165	55	16	59	100	600	690	706	580	783	594	620
55	420	122	330*2	140	800	50	2-M20	6	36	130	32	137	200	70	20	74.5	120	810	880	880	710	966	733	1180

※X、B系列摆线针轮减速机 X、B series cyloidal reducer

◎安装及外形尺寸/mounting dimensions

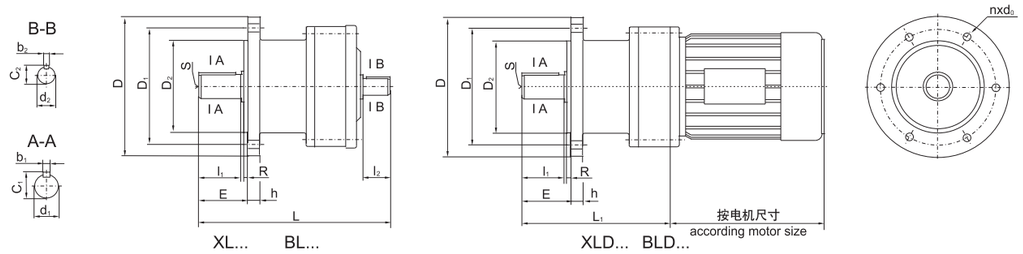

◎X系列单级立式外形及安装尺寸/Dimensions of single stage foot-mounted cycloidal reducer in X series

机型号 type	安装尺寸mounting dimensions								轴伸尺寸shaft dimensions								外形尺寸Overall dimensions			重量 Weight
									输出轴Output shaft				输入轴input shaft							
	D_1	$D_2(h_8)$	E	h	R	s	n	d_0	$d_1(h6)$	b_1	c_1	l_1	$d_2(h6)$	b_2	c_2	l_2	D	L	L_1	kg
1	134	110	48	9	3	M8	4	12	25	8	28	35	15	5	17	25	160	202	141	8
2	160	130	42	12	3	M8	6	12	25	8	28	34	15	5	17	25	180	212	156	13
3	200	170	50	15	4	M8	6	12	35	10	38	45	18	6	20.5	35	230	266	192	26
4	230	200	79	15	4	M10	6	12	45	14	48.5	64	22	6	24.5	40	260	324	240	38
5	310	270	90	20	4	M12	6	12	55	16	59	79	30	8	33	45	340	399	310	93
6	360	316	91	22	5	M12	8	16	65	18	69	80	35	10	38	54	400	470	353	138
7	390	345	112	22	5	M12	8	18	80	22	85	98	40	12	43	65	430	522	391	160
8	450	400	111	30	6	M16	12	18	90	25	95	110	45	14	48.5	70	490	581	446	240
9	520	455	169	35	8	M20	12	22	100	28	103	130	50	14	53.5	80	580	698	552	370
10	590	520	174	40	10	M24	12	22	110	28	116	140	55	16	59	100	650	806	610	622
11	800	680	210	45	10	2-M20	12	38	130	32	137	184	70	20	74.5	120	880	1042	808	1210

◎B系列单级立式外形及安装尺寸/Dimensions of l-stage foot-mounted cycloidal reducer in B series

机型号 type	安装尺寸mounting dimensions								轴伸尺寸shaft dimensions								外形尺寸Overall dimensions			重量 Weight
									输出轴Output shaft				输入轴input shaft							
	D_1	$D_2(h_8)$	E	h	R	s	n	d_0	$d_1(h6)$	b_1	c_1	l_1	$d_2(h6)$	b_2	c_2	l_2	D	L	L_1	kg
12	160	140	39	12	3	M8	4	11	30	8	33	35	15	5	17	25	190	215	161	15
15	200	170	65	16	4	M8	6	14	35	10	38	58	18	6	20.5	35	230	282	216	45
18	230	200	89	20	4	M10	6	14	45	14	48.5	82	22	6	24.5	40	260	352	276	64
22	310	270	89	22	4	M12	6	14	55	16	59	82	30	8	33	45	340	422	316	111
27	360	316	114	26	5	M12	8	18	70	20	74.5	105	35	10	38	54	400	490	383	171
33	450	400	140	30	6	M16	12	22	90	25	95	130	45	14	48.5	70	490	629	464	29
39	520	455	177	35	8	M20	12	22	100	28	106	165	50	14	53.5	80	580	736	556	400
45	590	520	180	40	10	M20	12	28	110	28	116	165	55	16	59	100	650	783	594	612
55	800	680	215	45	10	2-M20	12	34	130	32	137	200	70	20	74.5	120	880	966	733	1116

※X、B系列摆线针轮减速机 X、B series cyloidal reducer

◎安装及外形尺寸/mounting dimensions

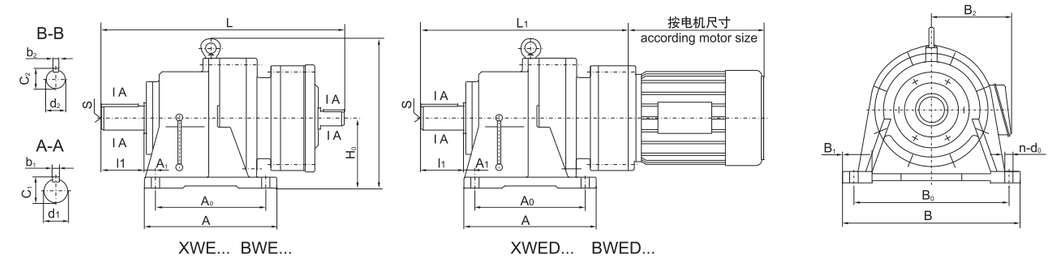

◎X系列双级卧式外形及安装尺寸/Dimensions of 2-stage foot-mounted cycloidal reducer in X series

机型号 type	安装尺寸mounting dimensions									轴伸尺寸shaft dimensions								外形尺寸Overall dimensions						重量 Weight
										输出轴Output shaft				输入轴input shaft										
	H_0	A_1	A_0	B_1	B_0	h	s	n	d_0	$d_1(h6)$	b_1	c_1	l_1	$d_2(h6)$	b_2	c_2	l_2	A	B	H	D	L	L_1	kg
31	140	96	100	55	250	20	M8	4	16	35	10	38	55	15	5	17	25	150	290	240	200	310	258	37
42	150	95	145	65	290	22	M10	4	16	45	14	48.5	74	15	5	17	25	195	330	275	240	384	318	75
53	160	115	150	75	370	25	M12	4	18	55	16	59	91	18	6	20.5	35	260	420	356	300	457	398	94
63	200	36	275	75	380	30	M12	4	22	65	18	69	89	18	6	20.5	35	335	430	425	340	519	440	148
74	220	36	320	85	420	30	M12	4	22	80	22	85	109	22	6	24.5	40	380	470	460	360	589	508	193
84	250	35	380	120	480	35	M16	4	22	90	25	95	120	22	6	24.5	40	440	530	529	430	633	560	270
85	250	35	380	120	480	35	M16	4	22	90	25	95	120	30	8	33	45	440	530	529	430	656	582	310
95	290	45	480	120	560	40	M20	4	26	100	28	106	141	30	8	33	45	560	620	614	500	745	684	485
106	325	80	250*2	120	630	45	M24	6	30	110	28	116	150	35	10	38	54	600	690	706	580	855	760	650
116	420	122	330*2	160	800	50	2-M20	6	32	130	32	137	202	35	10	38	54	810	880	883	710	1066	958	1232
117	420	122	330*2	160	800	50	2-M20	6	32	130	32	137	202	40	12	43	65	810	880	883	710	1081	968	1280

◎B系列双级卧式外形及安装尺寸/Dimensions of 2-stage foot-mounted cycloidal reducer in B series

机型号 type	安装尺寸mounting dimensions									轴伸尺寸shaft dimensions								外形尺寸Overall dimensions						重量 Weight
										输出轴Output shaft				输入轴input shaft										
	H_0	A_1	A_0	B_1	B_0	h	s	n	d_0	$d_1(h6)$	b_1	c_1	l_1	$d_2(h6)$	b_2	c_2	l_2	A	B	H	D	L	L_1	kg
1812	150	95	145	60	290	22	M10	4	17	45	14	48.5	82	15	5	17	25	195	330	318	240	384	326	75
2215	160	113	150	75	370	25	M12	4	17	55	16	59	82	18	6	20.5	35	238	410	360	300	473	407	100
2715	200	35	275	80	380	30	M12	4	22	70	20	74.5	105	18	6	20.5	35	335	430	435	340	540	474	150
3322	250	35	380	85	480	35	M16	4	26	90	25	95	130	30	8	33	45	440	530	542	430	706	691	364
3922	290	45	480	90	560	40	M20	4	26	100	28	106	165	30	8	33	45	560	620	619	500	796	691	472
4527	325	80	250*2	105	630	45	M20	4	34	110	28	116	165	35	10	38	54	600	690	706	580	856	749	726
5527	420	122	332*2	140	800	50	2-M20	6	36	130	32	137	200	35	10	38	54	810	880	880	710	1076	975	1286

※X、B系列摆线针轮减速机 X、B series cycloidal reducer

◎安装及外形尺寸/mounting dimensions

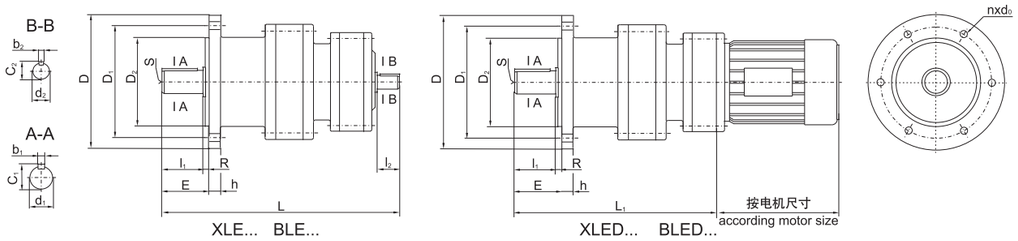

◎X系列双级立式外形及安装尺寸/Dimensions of 2-stage flang-mounted cycloidal reducer in X series

机型号 type	安装尺寸mounting dimensions								轴伸尺寸shaft dimensions								外形尺寸Overall dimensions			重量 Weight
									输出轴Output shaft				输入轴input shaft							
	D_1	$D_2(h_8)$	E	h	R	s	n	d_0	$d_1(h6)$	b_1	c_1	l_1	$d_2(h6)$	b_2	c_2	l_2	D	L	L_1	kg
31	200	170	50	15	4	M8	6	12	35	10	38	45	15	5	17	25	230	310	258	35
42	230	200	79	15	4	M10	6	12	45	14	48.5	64	15	5	17	25	260	384	318	75
53	310	270	90	20	4	M12	6	12	55	16	59	79	18	6	20.5	35	340	457	400	94
63	360	316	91	22	5	M12	8	16	65	18	69	80	18	6	20.5	35	400	519	442	149
74	390	345	112	22	5	M12	8	18	80	22	85	98	22	6	24.5	40	430	589	502	193
84	450	400	111	30	6	M16	12	18	90	25	95	110	22	6	24.5	40	490	633	560	280
85	450	400	171	30	6	M16	12	18	90	25	95	110	30	8	33	45	490	656	582	310
95	520	455	169	35	8	M20	12	22	100	28	106	130	30	8	33	45	580	745	688	495
106	590	520	174	40	10	M20	12	22	110	28	116	140	35	10	38	54	650	855	760	667
116	800	680	210	45	10	2-M20	12	38	130	32	137	184	35	10	38	54	880	1066	958	1232
117	800	680	210	45	10	2-M20	12	38	130	32	137	184	40	12	43	65	880	1081	968	1290

◎B系列双级立式外形及安装尺寸/Dimensions of 2-stage flang-mounted cycloidal reducer in B series

机型号 type	安装尺寸mounting dimensions								轴伸尺寸shaft dimensions								外形尺寸Overall dimensions			重量 Weight
									输出轴Output shaft				输入轴input shaft							
	D_1	$D_2(h_8)$	E	h	R	s	n	d_0	$d_1(h6)$	b_1	c_1	l_1	$d_2(h6)$	b_2	c_2	l_2	D	L	L_1	kg
1812	230	200	89	20	4	M10	6	14	45	14	48.5	82	15	5	17	25	260	384	326	72
2215	310	270	89	22	4	M12	6	14	55	16	59	82	18	6	20.5	35	340	473	407	94
2715	360	316	114	26	5	M12	8	18	70	20	74.5	105	18	6	20.5	35	400	540	747	150
3319	450	400	140	30	6	M16	12	22	90	25	95	130	22	6	24.5	40	490	633	552	280
3322	450	400	140	30	6	M16	12	22	90	25	95	130	30	8	33	45	490	706	601	364
3922	520	455	177	35	8	M20	12	22	100	28	106	165	30	8	33	45	580	796	691	472
4527	590	520	180	40	10	M20	12	28	110	28	116	165	35	10	38	54	650	886	749	696
5527	800	680	215	45	10	2-M20	12	34	130	32	137	200	35	10	38	54	880	998	891	1280

※X、B系列摆线针轮减速机 X、B series cycloidal reducer

◎安装及外形尺寸/mounting dimensions

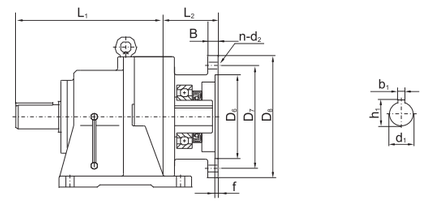

说明：本安装尺寸为IEC电机法兰连接用

Note:the dimensions are supplied for IECmotor

机型号 type	电机功率 motro power	电机型号 motro type	尺寸Dimensions														
			d_1		b_1	h_1	D_6		D_7	D_8	f	B	n	d_2	L_2
1	0.25	71	14		5	16.3	110		130	160	4	12	4	10	68
	0.37														
	0.55	801	19		6	21.8	130		165	200	4	12	4	12	78
	0.75	802													
2	0.37	71	14		5	16.3	110		130	160	4	12	4	10	70
	0.55	801	19		6	21.8	130		165	200	4	12	4	12	77
	0.75	802													
3	0.37	71	14		5	16.3	110		130	160	4	12	4	10	72
	0.55	801	19		6	21.8	130		165	200	4	12	4	12	88
	0.75	802													
	1.1	90S	24		8	27.3	130		165	200	4	15	4	12	95
	1.5	90L													
	2.2	100L	28		8	31.3	180		215	250	5	15	4	15	100
4	0.75	802	19		6	21.8	130		165	200	4	12	4	12	88
	1.1	90S	24		8	27.3	130		165	200	4	15	4	12	95
	1.5	90L													
	2.2	100L	28		8	31.3	180		215	250	5	17	4	15	112
	3	100L													
	4	112M													
	5.5	132S	38	F7	10	41.3	230	H8	265	300	5	17	4	15	141
5	1.5	90L	24		8	27.3	130		165	200	4	15	4	12	101
	2.2	100L	28		8	31.3	180		215	250	5	17	4	15	117
	3	100L													
	4	112M													
	5.5	132S	38		10	41.3	230		265	300	5	17	4	15	140
	7.5	132M													
6	2.2	100L	28		8	31.3	280		215	250	5	17	4	15	113
	3	100L													
	4	112M													
	5.5	132S	38		10	41.3	230		265	300	5	17	4	15	142
	7.5	132M													
	11	160M	42		12	45.3	250		300	350	6	20	4	19	185
	15	160L													
7	4	112M	28		8	31.3	180		215	250	5	15	4	15	120
	5.5	132S	38		10	41.3	230		265	300	5	17	4	15	143
	7.5	132M													
	11	160M	42		12	45.3	250		300	350	6	20	4	19	185
	15	160L													
8	7.5	132M	38		10	41.3	230		265	300	5	17	4	15	142
	11	160M	42		12	45.3	250	G8	300	350	6	20	4	19	193
	15	160L													
	18.5	200L	55		16	59.3	80		300	350	6	25	4	19	182
9	11	160M	42	E7	12	45.3	250		300	350	6	20	4	19	187
	15	160L													
10	30	200L	55		16	59.3	80		300	350	6	25	4	19	200
11		200L	55		16	59.3	80		600	350	6	25	4	19	256

※RV系列蜗轮减速机 RV series worm–gear reducer

◎RV系列产品代号编写方法/Compiling metho of RV series product code number

NMRV 40 – F1 – AS –50 –Y0.12 –B3

- B3：安装方位 Mounting posiyion
- Y0.12：电机类型及功率 Elecyric motor type and power
- 50：减速比 ratio
- AS：附加单向输出轴：AS Additonal single ouput shaft:AS；附加双向输轴：AB Additonal single output shaft:AB；蜗杆延伸轴：VS Estension gear–shaft:VS；附加转矩臂：T Additonal torgue arm:T
- F1：附加法兰代号F1，F2 Additonal flange code:F1,F2；无法兰省略 Omit expression without flange
- 40：机型号 Type
- NMRV：减速机代号：配法兰NMRV；配输入轴NRV Series code:flange–style NMRV;input shaft–style NRV

◎安装方位/mounting positions

B3 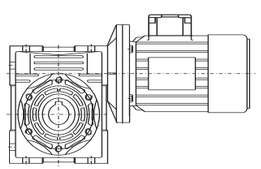	B8 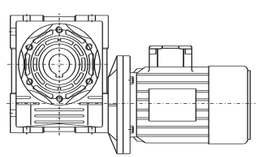	V5 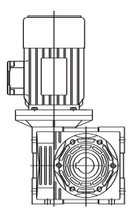
B6 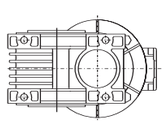	B7 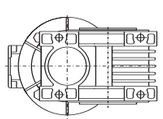	V6 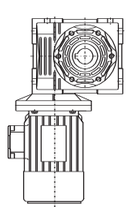

※RV系列蜗轮减速机 RV series worm–gear reducer

◎结构代号/structure code

NMRV 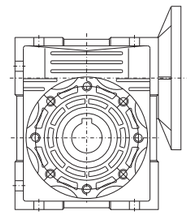	NRV 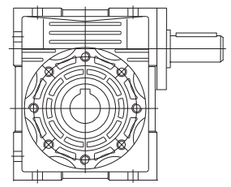
F1 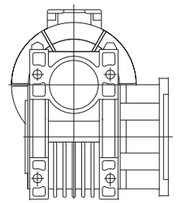	F2 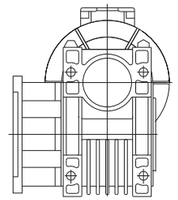
V8 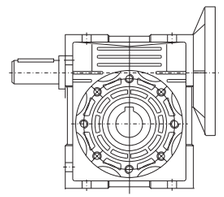	T 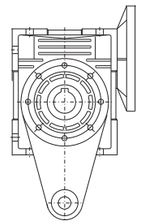
A8 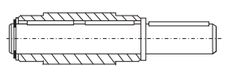	AB 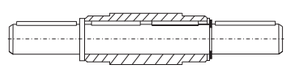

◎使用与维护/Use and maintance

1 工作环境温度不大于40℃。	1/the ambient temperature less than 40℃
2 减速机最高工作温度不大于80℃。	2/the working temperature less than 80℃
3 减速机出厂已加注润滑油。	3/reducer are supplied with oil
4 减速机使用专用润滑油。	4/proprietary oil to lubricate

◎电机的选用/about electric motor

1 本系列减速机配用其它IEC标准输出法兰电机。	1/this series reducers are supplied with IEC standard flange

◎其它说明/other

1用户要求特殊定制时，请详细注明。	1/please sign clearly if customers need specia design
2本系列减速机可以双级串联使用。	2/this series reducer can be added in series

RV SERIES

※RV系列蜗轮减速机 RV series worm–gear reducer

◎技术参数/tehnical date

减速比 Ratio	输出转速 output speed r/min	型号 type	电机功率 motor power kW	许用输出转矩 permitted output torque N.m
7.5	187	NMRV030	0.12	5
			0.18	8
		NMRV040	0.25	11
			0.37	16
		NMRV050	0.55	25
			0.75	34
		NMRV063	1.1	50
			1.5	68
		NMRV075	2.2	100
			3	137
		NMRV090	2.2	100
			3	138
			4	184
		NMRV110	5.5	253
			7.5	345
		NMRV130	5.5	257
			7.5	349
10	140	NMRV030	0.12	7
			0.18	10
		NMRV040	0.25	14
			0.37	21
		NMRV050	0.37	22
			0.55	32
			0.75	44
		NMRV063	1.1	65
			1.5	89
		NMRV075	1.5	90
			2.2	132
		NMRV090	1.5	89
			2.2	134
			3	182
			4	243
		NMRV110	4	243
			5.5	334
			7.5	455
		NMRV130	5.5	334
			7.5	445
15	93	NMRV030	0.12	9
			0.18	14
		NMRV040	0.25	21
			0.37	31
		NMRV050	0.37	31
			0.55	46
			0.75	63
		NMRV063	0.75	64
			1.1	93
			1.5	127
		NMRV075	1.1	96
			1.5	130
			2.2	191
		NMRV090	2.2	194
			3	264
			4	352

减速比 Ratio	输出转速 output speed r/min	型号 type	电机功率 motor power kW	许用输出转矩 permitted output torque N.m
15	93	NMRV110	3	264
			4	352
			5.5	484
		NMRV130	5.5	490
			7.5	668
20	70	NMRV030	0.12	12
			0.18	18
		NMRV040	0.25	27
			0.37	39
		NMRV050	0.25	27
			0.37	40
			0.55	59
		NMRV063	0.55	61
			0.75	83
			1.1	122
		NMRV075	1.1	123
			1.5	168
		NMRV090	1.5	172
			2.2	252
			3	344
		NMRV110	2.2	255
			3	348
			4	464
		NMRV130	5.5	645
			7.5	880
25	56	NMRV030	0.12	14
			0.18	21
		NMRV040	0.25	32
		NMRV050	0.25	32
			0.37	48
			0.55	71
		NMRV063	0.55	73
			0.75	100
		NMRV075	0.75	102
			1.1	150
			1.5	205
		NMRV090	1.5	210
			2.2	308
		NMRV110	2.2	315
			3	430
			4	573
		NMRV130	4	573
			5.5	788
30	47	NMRV030	0.12	16
		NMRV040	0.12	17
			0.18	26
			0.25	36
		NMRV050	0.25	36
			0.37	55
			0.55	81
		NMRV063	0.55	83
			0.75	114

※RV系列蜗轮减速机 RV series worm–gear reducer

◎技术参数/tehnical date

减速比 Ratio	输出转速 output speed r/min	型号 type	电机功率 motor power kW	许用输出转矩 permitted output torque N.m
30	47	NMRV063	1.1	167
		NMRV075	1.1	148
			1.5	233
		NMRV090	1.5	239
			2.2	351
		NMRV110	2.2	356
			3	485
			4	647
		NMRV130	5.5	900
40	35	NMRV030	0.12	17
		NMRV040	0.12	21
			0.18	32
		NMRV050	0.18	33
			0.25	46
			0.37	68
		NMRV063	0.37	71
			0.55	105
			0.75	143
		NMRV075	0.55	108
			0.75	147
			1.1	216
		NMRV090	1.1	225
			1.5	307
		NMRV110	1.5	319
			2.2	468
			3	638
		NMRV130	2.2	468
			3	638
			4	851
50	28	NMRV030	0.09	12
		NMRV040	0.09	19
			0.12	25
			0.18	38
		NMRV050	0.18	39
			0.25	54
		NMRV063	0.25	56
			0.37	83
			0.55	124
		NMRV075	0.55	129
			0.75	177
		NMRV090	0.75	184
			1.1	270
		NMRV110	1.1	281
			1.5	384
			2.2	563
		NMRV130	2.2	563
			3	767
			4	1023
60	23	NMRV030	0.09	17
		NMRV040	0.09	21

减速比 Ratio	输出转速 output speed r/min	型号 type	电机功率 motor power kW	许用输出转矩 permitted output torque N.m
60	23	NMRV040	0.12	28
		NMRV050	0.12	29
			0.18	43
			0.25	60
		NMRV063	0.25	63
			0.37	94
		NMRV075	0.37	98
			0.55	146
			0.75	200
		NMRV090	0.75	212
			1.1	311
		NMRV110	1.1	324
			1.5	442
		NMRV130	2.2	648
			3	884
80	18	NMRV030	0.09	12
		NMRV040	0.09	26
			0.12	34
		NMRV050	0.12	35
			0.18	52
		NMRV063	0.25	78
			0.37	115
		NMRV075	0.37	121
			0.55	180
		NMRV090	0.55	189
			0.75	258
		NMRV110	0.55	201
			0.75	274
			1.1	402
		NMRV130	1.1	408
			1.5	557
			2.2	816
100	14.5	NMRV040	0.09	29
		NMRV050	0.12	40
		NMRV063	0.25	87
		NMRV075	0.37	139
		NMRV090	0.55	221
		NMRV110	0.75	322
			1.1	473
		NMRV130	1.1	485
			1.5	655

RV SERIES

※RV系列蜗轮减速机 RV series worm–gear reducer

◎安装尺寸/mounting dimensions

尺寸代号 code	型号type							
	030	040	050	063	075	090	110	130
	安装尺寸mounting dimensions							
A	54	70	80	100	120	140	170	200
B	20	23	30	40	50	50	60	80
C	80	100	120	144	172	206	252.5	292.5
D(H8)	14	18	25	25	28	35	42	45
D1(j6)	9	11	14	19	24	24	28	30
E	97	121.5	144	174	205	238	295	335
F	32	43	49	67	72	74	-	-
G	55	70	80	95	112.5	129.5	160	180
G1	63	78	92	112	120	140	155	170
G2	51	60	74	90	105	125	142	162
H	40	50	60	72	86	103	127.5	147.5
I	30	40	50	63	75	90	110	130
L	56	71	85	103	112	130	144	155
M	65	75	85	95	115	130	165	215
N(h8)	55	60	70	80	95	110	130	180
N1	29	36.5	43.5	53	57	67	74	81
O	6.5	6.5	8.5	8.5	11	13	14	16
P	75	87	100	110	140	160	200	250
Q	44	55	64	80	93	102	125	140
S	5.5	6.5	7	8	10	11	14	15
T	21	26	30	36	40	45	50	60
V	27	35	40	50	60	70	85	100
K	44	60	70	85	90	100	115	120
KE	M6X11 (n=4)	M6X8 (n=4)	M8X10 (n=4)	M8X14 (n=8)	M8X14 (n=8)	M8X18 (n=8)	M10X18 (n=8)	M12X21 (n=8)
a	45°							
KA	54.5	67	90	102	111	111	131	140
KB	6	7	9	10	13	13	15	15
KC	4	4	5	6	6	6	6	6
a1	45°						225°	
KM	68	87	90	150	165	175	230	255
KN(H8)	50	60	70	115	130	152	170	180
KO	6.5(n.4)	9(n.4)	11(n.4)	11(n.4)	14(n.4)	140(n.4)	14(n.8)	16(n.8)
KP	80	110	125	180	200	210	280	320
KQ	70	95	110	142	170	200	260	290
b(N9)	5	6	8	8	8	10	12	14
B1	3	4	5	6	8	8	8	8
f	-	-	M6	M6	M8	M8	M10	M10
t	16.3	20.8	28.3	28.3	31.3	38.3	45.3	48.8
t1	10.2	12.5	16	21.5	27	27	31	33
kg	1.2	2.3	3.5	3.2	9	13	35	48

※RV系列蜗轮减速机 RV series worm–gear reducer

◎安装尺寸/mounting dimensions

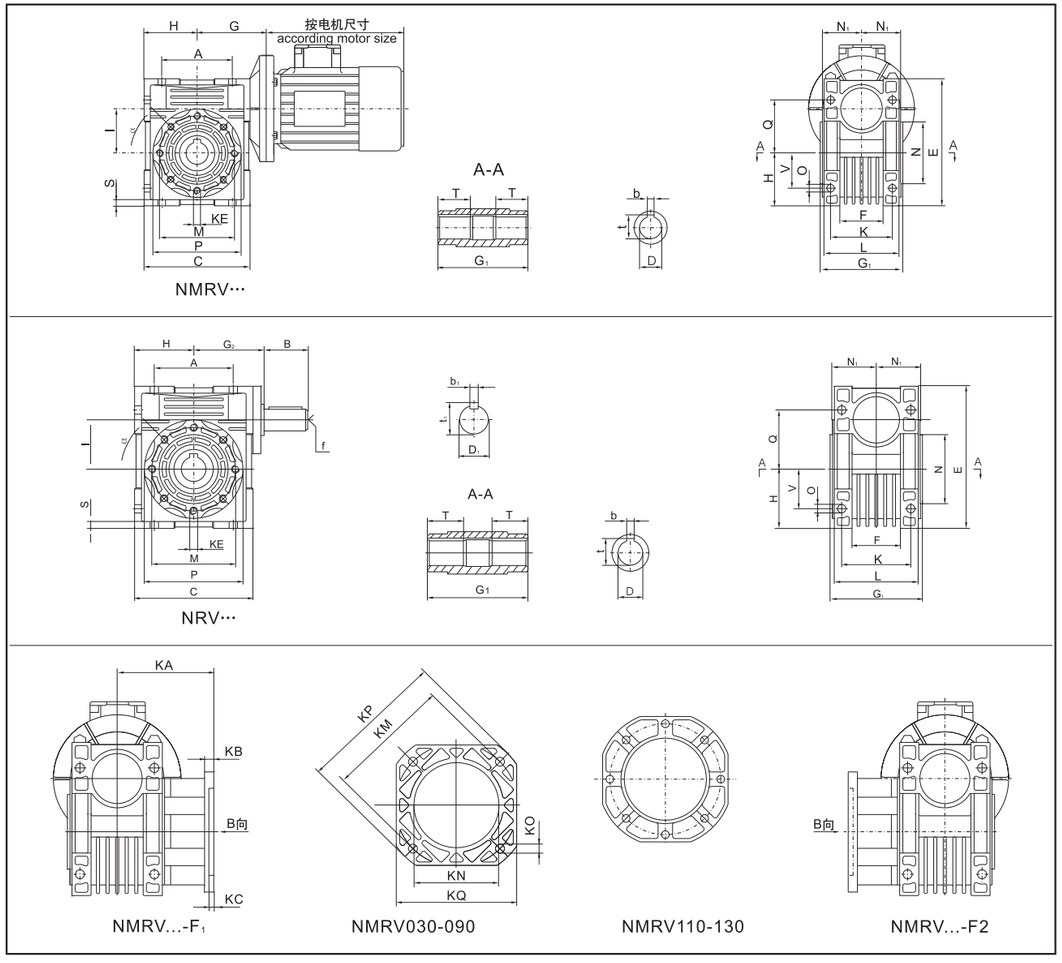

◎单向及双向输出轴尺寸表/Table of single and double output shaft dimensions

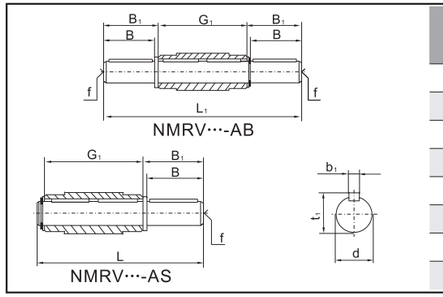

型号 type	尺寸/dimensions								
	d	B	B_1	G_1	L	L_1	f	b_1	t_1
NMRV030	14g6	30	32.5	63	102	128	M6	5	16
NMRV040	18h6	40	43	78	128	164	M6	6	20.5
NMRV050	25h6	50	53.5	92	153	199	M10	8	28
NMRV063	25h6	50	53.5	112	173	219	M10	8	28
NMRV075	28h6	60	63.5	120	192	247	M10	8	31
NMRV090	35h6	80	84.5	140	234	309	M12	10	38
NMRV110	42h6	80	84.5	155	249	324	M16	12	45
NMRV130	45h6	80	85	170	265	340	M16	14	48.5

RV SERIES

※RV系列蜗轮减速机 RV series worm–gear reducer

◎延伸蜗杆轴尺寸/extension gear–shaft dimensions

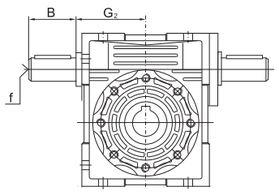

NRV...-VS

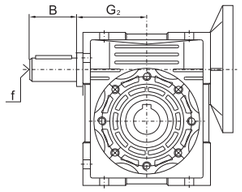

NMRV...-VS

型号 type	尺寸/dimensions					
	G_2	d(j6)	B	f	b_1	t_1
NMRV030	45	9	20	-	3	10.2
NMRV040	53	11	23	-	4	12.5
NMRV050	64	14	30	M6	5	16
NMRV063	75	19	40	M6	6	21.5
NMRV075	90	24	50	M8	8	27
NMRV090	108	24	50	M8	8	27
NMRV110	135	28	60	M10	8	31
NMRV130	155	30	80	M10	8	33

◎转矩臂尺寸/torgue arm dimensions

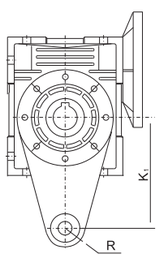

NMRV...-T

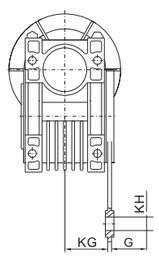

型号 type	尺寸/dimensions				
	K1	G	KG	KH	R
NMRV030	85	14	24	8	15
NMRV040	100	14	31.5	10	18
NMRV050	100	14	38.5	10	18
NMRV063	150	14	49	10	18
NMRV075	200	25	47.5	20	30
NMRV090	200	25	57.5	20	30
NMRV110	250	30	62	25	35
NMRV130	250	30	69	25	35

※RV系列蜗轮减速机 RV series worm–gear reducer

◎输入法兰及轴孔尺寸/input flange and hollow shaft dimensions

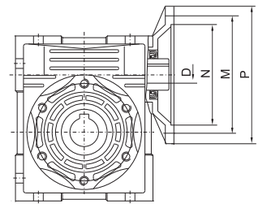

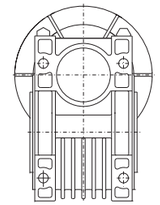

型号 type	Flange IEC	N	M	P	D 传动比ratio 7.5	10	15	20	25	30	40	50	60	80	100
NMRV030	63B5	95	115	140	11										
	63B14	60	75	90											
	56B5	80	100	120								9			
	56B14	50	65	80											
NMRV040	71B5	110	130	160	14										
	71B14	70	85	105											
	63B5	95	115	140							11				
	63B14	60	75	90											
	56B5	80	100	120								9			
NMRV050	80B5	130	165	200	19										
	80B14	80	100	120											
	71B5	110	130	160		14									
	71B14	70	85	105											
	63B5	95	115	140							11				
NMRV063	90B5	130	165	200	24										
	90B14	95	115	140											
	80B5	130	165	200				19							
	80B14	80	100	120											
	71B5	110	130	160							14				
	71B14	70	85	105											
NMRV075	100/112B5	180	215	250	28										
	100/112B14	110	130	160											
	90B5	130	165	200		24									
	90B14	95	115	140											
	80B5	130	165	200					19						
	80B14	80	100	120											
	71B5	110	130	160									14		
NMRV090	100/112B5	180	215	250	28										
	100/112B14	110	130	160											
	90B5	130	165	200					24						
	90B14	95	115	140											
	80B5	130	165	200							19				
	80B14	80	100	120											
NMRV110	132B5	230	265	300	38			28							
	100/112B5	180	215	250									24		
	90B5	130	165	200											
	80B5	130	165	200										19	
NMRV130	132B5	230	265	300	38										
	100/114B5	180	215	250					28						
	90B5	130	165	200										24	

※MB系列无级变速机 MB series variator

◎基本型输出转矩特性曲线图/Output torque Characteristic curve chart of basic variator

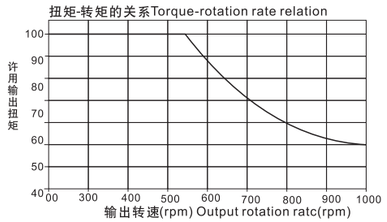

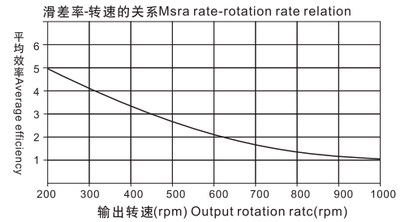

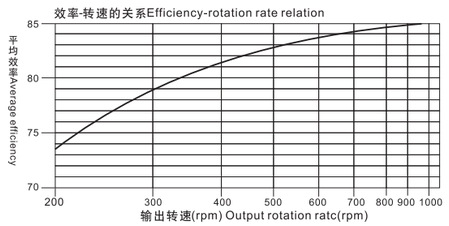

◎基本型结构图/Basic variator structure chart

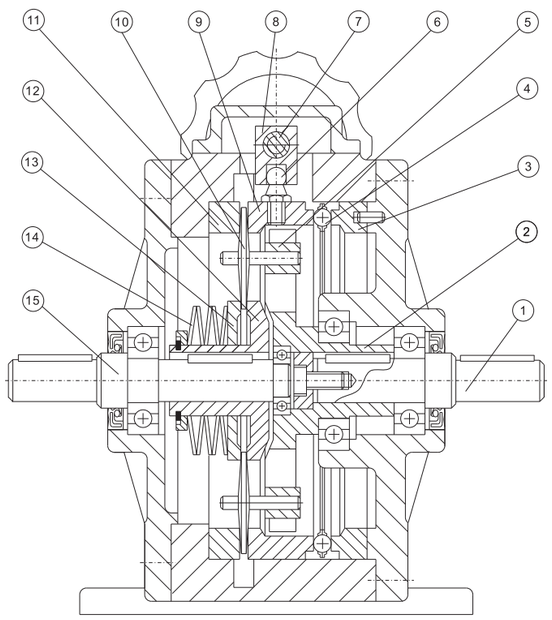

1输出轴	2行星架	3固定凸轮	1output shaft	2planetary rack	3fixed cam
4平面轴承	5滑块轴承	6调速柄	4surface bearing	5slide-block bearing	6shift hands
7调速丝杆	8调速滑块	9调速凸轮	7shift screw	8shift slide-block	9shift cam
10行星轮	11定环	12太阳轮	10planetary wheel	11fixed ring	12solar-wheel
13压盘	14碟形弹簧	15输入轴	13press-plate	14spring	15input shaft

※MB系列无级变速机 MB series variator

◎MB系列产品代号编写方法/Compiling metho of MB series product code number

MB W Y 15 - 1.5 - C 5 V6

- V6：安装方位 Mounting posiyion
- 5：减速比 ratio
- C：一级齿轮传动代号 C Gear transmission code:C
- 1.5：电机功率（输入轴型省略） Montor power(Omit expression with input shaft)
- 15：机型号 type
- Y：输入端形式Y-配电机型，输入轴型省略。 Type ofinput:Y-montor-style,omitexpression with shaft input
- W：安装形式：W-卧式，L-立式， Stuctrure code:W-Horizontal,L-Vertical
- MB：系列MB系列无级变速机 MB Series variator

◎使用与润滑/Use and maintance

1工作环境温度不大于40℃。 1/the ambient temperature less than 40℃

2变速机最高工作温度不大于80℃。 2/the working temperature less than80℃

3变速机加注专用润滑油Ub-1。 3/oil code:Ub-1

◎技术参数/Technical data

变速机型号/varator type			02	04	07		15		22	40		55	75
输入功率/input power kw			0.18	0.37	0.55	0.75	1.1	1.5	2.2	3	4	5.5	7.5
输入转速/input speed r/min			1500r/min										
带一级齿轮 single gear transmission	减速比 ratio	输出转速 output speed	许用输出转矩Output torque N.m										
	2.5	80~400	7.4~3.5	15~7.3	20~9.8	29~15	39~20	58~29	88~44	118~59	157~78	216~108	294~147
	3.3	60~300	10~4.7	20~9.5	32~15.5	38~19	58~28	78~36	118~56	158~79	212~106	298~149	398~199
	5	40~200	15~7	30~15	45~22	60~30	88~43	118~59	176~88	235~118	314~157	441~220	558~279
基本型/basic variator		200~1000	3~1.5	6~3	10~5	12~6	18~9	24~12	36~18	48~24	48~24	90~45	118~59

※MB系列无级变速机 MB series variator

◎安装方位及代号/The load of Variator mounting position

B3

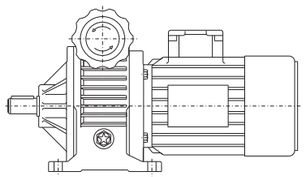

B31

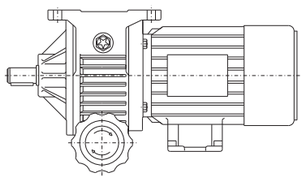

V5

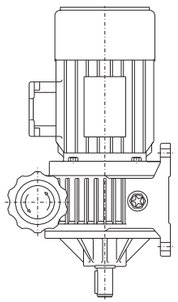

V6

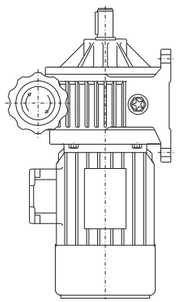

B5

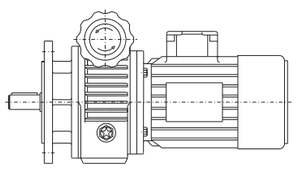

B51

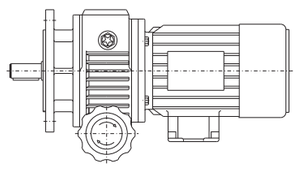

V1

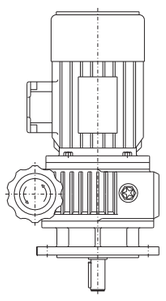

V3

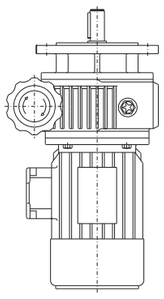

※MB系列无级变速机 MB series variator

◎卧式外形及安装尺寸/Dimensions of single stage foot–mounted variator

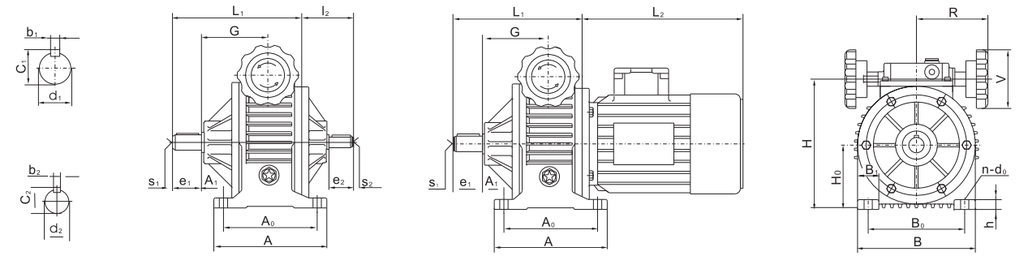

MBW…　　MBWY…

机型号 type	安装尺寸 mounting dimensions						输出轴尺寸 output shaft dimensions					输入轴尺寸 input shaft dimensions						外形尺寸overall dimensions									
	H_0	A_0	A_1	B_0	n	d_0	d_1	b_1	c_1	e_1	s_1	d_2	b_2	c_2	e_2	l_2	s_2	A	h	G	B	B_1	H	R	V	L_1	L_2
02	75	105	18	110	4	9	14js6	5	16	23	1M6	14js6	5	16	25	65	M6	125	13	69	146	25	160	105	85	1130	227
04	90	105	30	120	4	10	14js6	5	16	30	M6	14js6	5	16	30	76	M6	135	15	82	160	30	186	118	85	145	245
07	106	125	35	160	4	12	20js6	6	23	40	M8	19js6	6	21.5	30	66	M8	150	15	88	190	40	215	126	110	177	250
15	125	140	50	180	4	12	25js6	8	28	50	M8	24js6	8	27	40	91	M8	165	18	107	230	50	246	135	110	223	285
22	150	230	25	245	4	14	30js6	8	33	60	M8	24js6	8	27	50	119	M8	270	25	131	300	55	300	166	110	268	320
40	150	230	25	245	4	14	30js6	8	33	60	M8	24js6	8	27	50	119	M8	270	25	131	300	55	300	166	110	268	340
55	200	250	33	315	4	18	35js6	10	38	70	M10	32js6	10	35	60	109	M10	290	30	131	365	70	392	194	110	319	395
75	200	250	33	315	4	18	35js6	10	38	70	M10	32js6	10	35	60	109	M10	290	30	131	365	70	392	194	110	319	435

◎立式法兰安装尺寸/Dimensions of flange–mounted variator

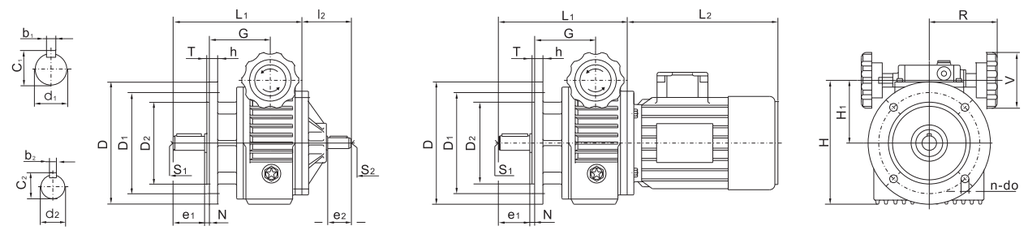

MBL…　　MBLY…

机型号 type	安装尺寸 mounting dimensions						输出轴尺寸 output shaft dimensions					输入轴尺寸 input shaft dimensions						外形尺寸overall dimensions									
	D_1	$D_2(h_8)$	T	N	n	d_0	d_1	b_1	c_1	e_1	s_1	d_2	b_2	c_2	e_2	l_2	s_2	D	h	G	B_1	H_1	H	R	V	L_1	L_2
02	130	110	3.5	0	4	10	14js6	5	16	30	M6	14js6	5	16	25	65	M6	160	12	69	25	85	160	105	85	130	227
04	165	130	3.5	0	4	12	14js6	5	16	30	M6	14js6	5	16	30	76	M6	200	12	82	30	96	186	118	85	145	245
07	165	130	3.5	0	4	12	20js6	6	22.5	40	M8	19js6	6	21.5	30	66	M8	200	12	88	40	109	215	126	110	177	250
15	215	180	4	0	4	15	25js6	8	28	50	M8	24js6	8	27	40	91	M8	250	16	107	50	121	246	135	110	223	285
22	265	230	4	0	4	15	30js6	8	33	60	M8	24js6	8	27	50	119	M8	300	16	131	55	150	300	166	110	268	320
40	265	230	4	0	4	15	30js6	8	33	60	M8	24js6	8	27	50	119	M8	300	16	131	55	150	300	166	110	268	340
55	300	250	5	0	6	19	35js6	10	38	70	M10	32js6	10	35	60	109	M10	350	20	131	70	192	392	194	110	319	395
75	300	250	5	0	6	19	35js6	10	38	70	M10	32js6	10	35	60	109	M10	350	20	131	70	192	392	194	110	319	435

※MB系列无级变速机 MB series variator

◎卧式外形及安装尺寸/Dimensions of single stage foot-mounted variator

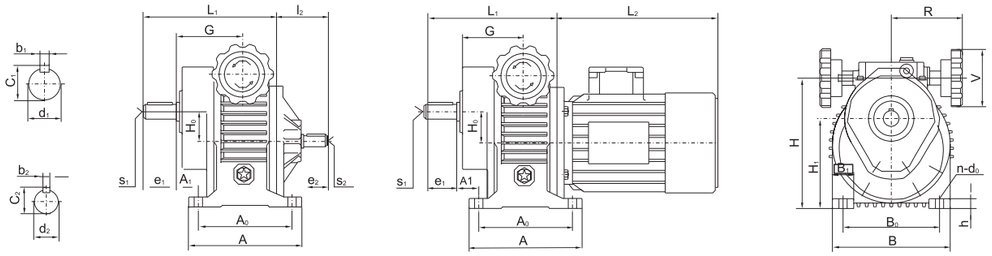

MBW...-C...　　MBWY...-C...

机型号 type	安装尺寸 mounting dimensions							输出轴尺寸 output shaft dimensions					输入轴尺寸 input shaft dimensions						外形尺寸overall dimensions									
	H_1	H_0	A_0	A_1	B_0	n	d_0	d_1	b_1	c_1	e_1	s_1	d_2	b_2	c_2	e_2	l_2	s_2	A	h	G	B	B_1	H	R	V	L_1	L_2
02	120	45	105	57	110	4	9	20js6	6	25.5	30	M8	14js6	5	16	25	65	M6	125	13	109	146	25	160	105	85	170	227
04	135	45	105	59	120	4	10	20js6	6	22.5	30	M8	14js6	5	16	30	76	M6	135	15	113	160	30	186	118	85	177	245
07	166	60	125	69	160	4	12	28js6	8	31	35	M8	19js6	6	21.5	30	66	M8	150	15	121	190	40	215	126	110	208	250
15	190	65	140	78	180	4	12	30js6	8	33	45	M8	24js6	8	27	40	91	M8	165	18	133	230	50	246	135	110	245	285
22	230	80	230	63	245	4	14	40js6	12	43	60	M10	24js6	8	27	50	119	M8	270	25	170	300	55	300	168	110	306	320
40	230	80	230	63	245	4	14	40js6	12	43	60	M10	24js6	8	27	50	119	M8	270	25	170	300	55	300	168	110	306	340
55	320	120	250	157	315	4	18	50js6	14	53.5	82	M10	32js6	10	35	60	109	M10	290	30	255	365	70	392	194	110	455	395
75	320	120	250	157	315	4	18	50js6	14	53.5	82	M10	32js6	10	35	60	109	M10	290	30	255	365	70	392	194	110	455	435

◎立式法兰安装尺寸/Dimensions of flange-mounted variator

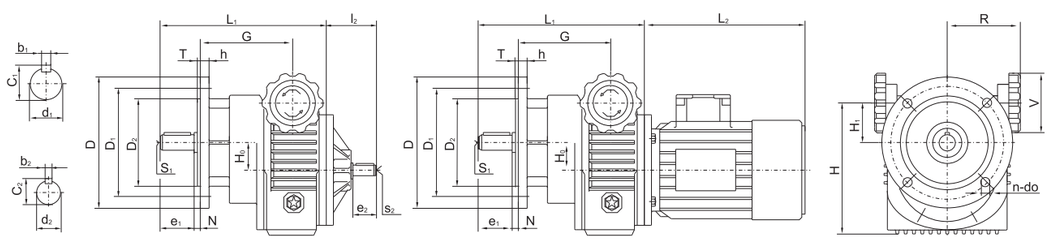

MBL...-C...　　MBLY...-C...

机型号 type	安装尺寸 mounting dimensions							输出轴尺寸 output shaft dimensions					输入轴尺寸 input shaft dimensions						外形尺寸overall dimensions									
	H_0	D_1	$D_2(h_8)$	T	N	n	d_0	d_1	b_1	c_1	e_1	s_1	d_2	b_2	c_2	e_2	l_2	s_2	D	h	G	H	H_1	R	V	L_1	L_2
02	45	130	110	3.5	0	4	10	20js6	6	22.5	30	M6	14jd6	5	16	25	65	M6	160	12	109	160	40	105	85	193	227
04	45	130	110	3.5	0	4	12	20js6	6	22.5	30	M6	14js6	5	16	30	76	M6	160	12	113	186	51	118	85	199	245
07	60	165	130	3.5	0	4	12	28js6	8	31	35	M8	19js6	6	21.5	30	66	M8	200	14	121	215	49	126	110	235	250
15	65	165	130	4	0	4	15	30js6	8	33	45	M8	24js6	8	27	40	91	M8	200	14	133	246	56	135	110	268	285
22	80	215	180	4	0	4	15	40js6	12	43	60	M8	24js6	8	27	50	119	M8	250	16	170	300	70	168	110	337	320
40	80	215	180	4	0	4	15	40js6	12	43	60	M8	24js6	8	27	50	119	M8	250	16	170	300	70	168	110	377	340
55	120	265	230	5	0	4	15	50js6	14	53.5	82	M10	32js6	10	35	60	109	M10	300	20	255	392	72	194	110	455	395
75	120	300	230	5	0	4	15	50js6	14	53.5	82	M10	32js6	10	35	60	109	M10	300	20	255	392	72	194	110	455	435

※MB-NMRV组合系列无级变速机 MB-NMRV combination series variator

◎MB-NMRV系列产品代号编写方法/Compiling metho of MB-NMRV Series product code number

MB W Y 15 - 1.5 - NMRV 110 50 S

- S：安装方位 Mounting position
- 50：减速比 ratio
- 110：机座号 Type
- NMRV：减速机系列代号，NMRV系列蜗轮减速机
- 1.5：电机功率，输入轴型省略 Montor power,Omit expression with input shaft
- 15：机型号 Type
- Y：输入端形式：Y-配电机型；输入轴型省略 Type of input:Y-montor-style,omitexpression with shaft input
- W：安装形式：W-卧式，L-立式 Structrure code:W-Horizontal,L-Vertical
- MB：系列MB-MB系列无级变速机 MB-M N Series variator

◎MB-NMRV安装方位代号/the code of MB-NMRV mounting position

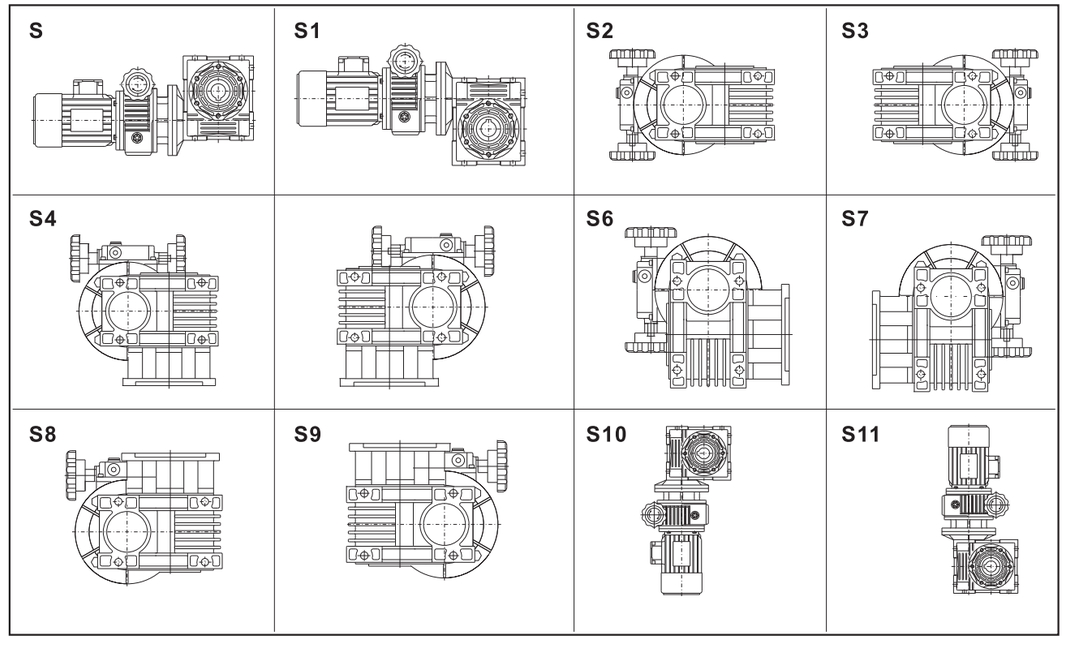

※MB–NMRV组合系列无级变速机 MB–NMRV combination series variator

◎技术参数/Technical data

无级变速机型号/variator type MB			02	04	07		15		22	40	
输入功率/input power kW			0.18	0.37	0.55	0.75	1.1	1.5	2.2	3	4
输入转速/input speed r/min			1500								
NMRV	减速比ratio	输出转速output speed	许用输出转矩/output torgue N.m								
040	7.5	128.7~25.7	9~18								
	10	96.5~19.3	12~24								
	15	64.4~13	17~34								
	20	48~9.7	22~43								
	25	38.6~7.7	27~52								
	30	32.2~6.4	31~60								
050	7.5	128.7~25.7		19~38							
	10	96.5~19.3		26~50							
	15	64.4~13		37~71							
	20	48~9.7		47~91							
	25	38.6~7.7		57~110							
	30	32.2~6.4		65~125							
	40	24~4.8	38~74								
	50	19.3~3.9	46~88								
	60	16~3.2	51~98								
063	7.5	128.7~25.7			29~56	39~77					
	10	96.5~19.3			38~74	52~102					
	15	64.4~13			55~107	75~146					
	20	48~9.7			72~139	99~190					
	25	38.6~7.7			87~167	118~229					
	30	32.2~6.4			98~191	134~260					
	40	24~4.8		84~162							
	50	19.3~3.9		99~191							
	60	16~3.2									
	80	12~2.4	73.6~141								
075	7.5	128.7~25.7					58~114	80~156			
	10	96.5~19.3					78~151	107~206			
	15	64.4~13					113~219	155~299			
	20	48~9.7					147~282	200~385			
	25	38.6~7.7					178~344				
	30	32.2~6.4					203~392				
	40	24~4.8									
	50	19.3~3.9									
	60	16~3.2			129~248	176~338					
	80	12~2.4		115~222	103~199	153~297					
	100	9.7~1.9	92~147	149~287							

※MB–NMRV组合系列无级变速机 MB–NMRV combination series variator

◎技术参数/Technical data

无级变速机型号/variator type MB			02	04	07		15		22	40	
输入功率/input power kW			0.18	0.37	0.55	0.75	1.1	1.5	2.2	3	4
输入转速/input speed r/min			1500								
NMRV	减速比ratio	输出转速output speed	许用输出转矩/output torgue N.m								
090	7.5	128.7~25.7									
	10	96.5~19.3									
	15	64.4~13									
	20	48~9.7									
	25	38.6~7.7						243~481			
	30	32.2~6.4						284~549			
	40	24~4.8					269~516				
	50	19.3~3.9									
	60	16~3.2			183~351	249~479					
	80	12~2.4		149~287	233~477						
	100	9.7~1.9		186~359							
110	7.5	128.7~25.7							119~232	162~317	216~422
	10	96.5~19.3							158~306	216~418	288~557
	15	64.4~13							230~444	313~606	418~808
	20	48~9.7							308~592		
	25	38.6~7.7							374~723		
	30	32.2~6.4									
	40	24~4.8						381~732			
	50	19.3~3.9					334~645	456~880			
	60	16~3.2				332~639	381~732				
	80	12~2.4				415~799					
	100	9.7~1.9			291~596						
130	20	48~9.7									
	25	38.6~7.7								420~808	561~1077
	30	32.2~6.4								511~1010	681~1315
	40	24~4.8							427~826	583~1127	778~1503
	50	19.3~3.9									
	60	16~3.2						521~1000			
	80	12~2.4					502~964	685~1315			
	100	9.7~1.9					586~1102	774~1503			

MB-NMRV SERIES

※MB–NMRV组合系列无级变速机 MB–NMRV combination series variator

◎基本型安装尺寸/basic type mounting dimensions

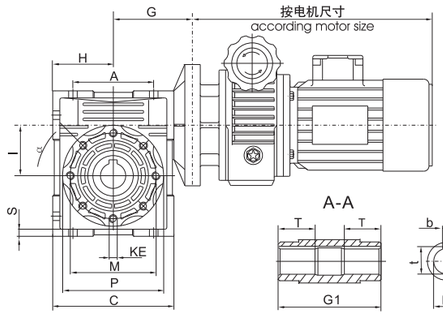

MBY...-NMRV...

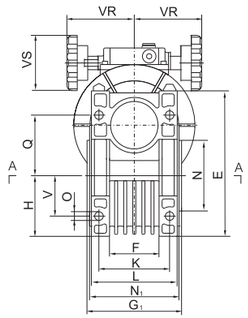

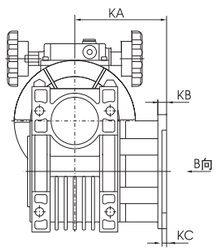

MBY...-NMRV...F1

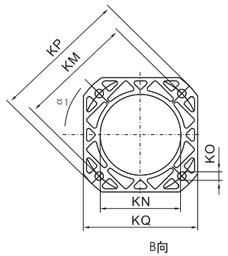

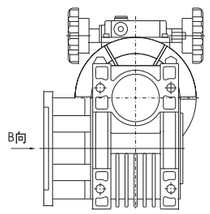

MBY...-NMRV...F2

尺寸代号 code	型号type						
	040	050	063	075	090	110	130
	尺寸mounting dimensions						
A	70	80	100	120	140	170	200
B	23	30	40	50	50	60	80
C	100	120	144	172	206	252.5	292.5
D(H8)	18	25	25	28	35	42	45
E	121.5	144	174	205	238	295	335
F	43	49	67	72	74		
G	70	80	95	112.5	129.5	160	180
G1	78	92	112	120	140	155	170
H	50	60	72	86	103	127.5	147.5
I	40	50	63	75	90	110	130
L	71	85	103	112	130	144	155
M	75	85	95	115	130	165	215
N(h8)	60	70	80	95	110	130	180
N1	73	87	106	114	134	148	162
O	6.5	8.5	8.5	11	13	14	16
P	87	100	110	140	160	200	250
Q	55	64	80	93	102	125	140

※MB–NMRV组合系列无级变速机 MB–NMRV combination series variator

◎基本型安装尺寸/basic type mounting dimensions

续上表

尺寸代号 code	型号type						
	040	050	063	075	090	110	130
	尺寸mounting dimensions						
S	6.5	7	8	10	11	14	15
T	26	30	36	40	45	50	60
V	35	40	50	60	70	85	100
K	60	70	85	90	100	115	120
KE	M6X8 (n=4)	M8X10 (n=4)	M8X14 (n=8)	M8X14 (n=8)	M8X18 (n=8)	M10X18 (n=8)	M12X21 (n=8)
a	45°						
KA	67	90	82	111	111	131	140
KB	7	9	10	13	13	15	15
KC	4	5	6	6	6	6	6
a1	45°					225°	
KM	87	90	150	165	175	230	255
KN(H8)	60	70	115	130	152	170	180
KO	9(n.4)	11(n.4)	11(n.4)	14(n.4)	14(n.4)	14(n.8)	16(n.8)
KP	110	125	180	200	210	280	320
KQ	95	110	142	170	200	260	290
b(N9)	6	8	8	8	10	12	14
T	20.8	28.3	28.3	31.3	38.3	45.3	48.8
重量（Kg）	2.3	3.5	6.2	9	13	35	48

◎附加输出轴安装尺寸/additional output shaft dimensions

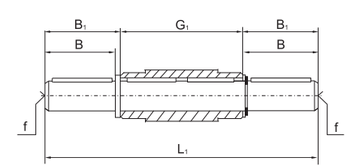

AB

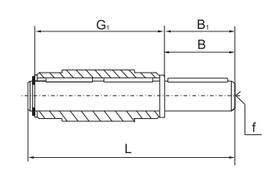

AS

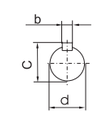

型号 type	尺寸/dimensions								
	D	B	B_1	G_1	L	L_1	f	b_1	t_1
040	18h6	40	43	78	128	164	M6	6	20.5
050	25h6	50	53.5	92	153	199	M10	8	28
063	25h6	50	53.5	112	173	219	M10	8	28
075	28h6	60	63.5	120	192	247	M10	8	31
090	35h6	80	84.5	140	234	309	M12	10	38
110	42h6	80	84.5	155	249	324	M16	12	45
130	45h6	80	85	170	265	340	M16	14	48.5

※MB–X组合系列无级变速机 MB–X combination series variator

◎MB–X组合无级变速机/Compiling metho of MB–X series product code number

MB W Y 15 – 1.5 – XW 4 17 V6

- V6：安装方位 Mounting position
- 17：减速比 ratio
- 4：机座号 Type
- XW：减速机系列代号，XW–X系列卧式摆线针轮减速机，XL–X系列立式摆针轮减速机
- 1.5：电机功率（输入轴型省略） Montor power(Omit expression with input shaft)
- 15：机型号 type
- Y：输入端形式：Y–配电机型；输入轴型省略 Type of input:Y–montor–style,omitexpression with shaft input
- W：安装形式：W–卧式，L–立式 Structrure code:W–Horizontal,L–Vertical
- MB：系列MB–MB系列无级变速机 MB–MN Series variator

◎MB–X安装方位代号/the code of MB–X mounting position

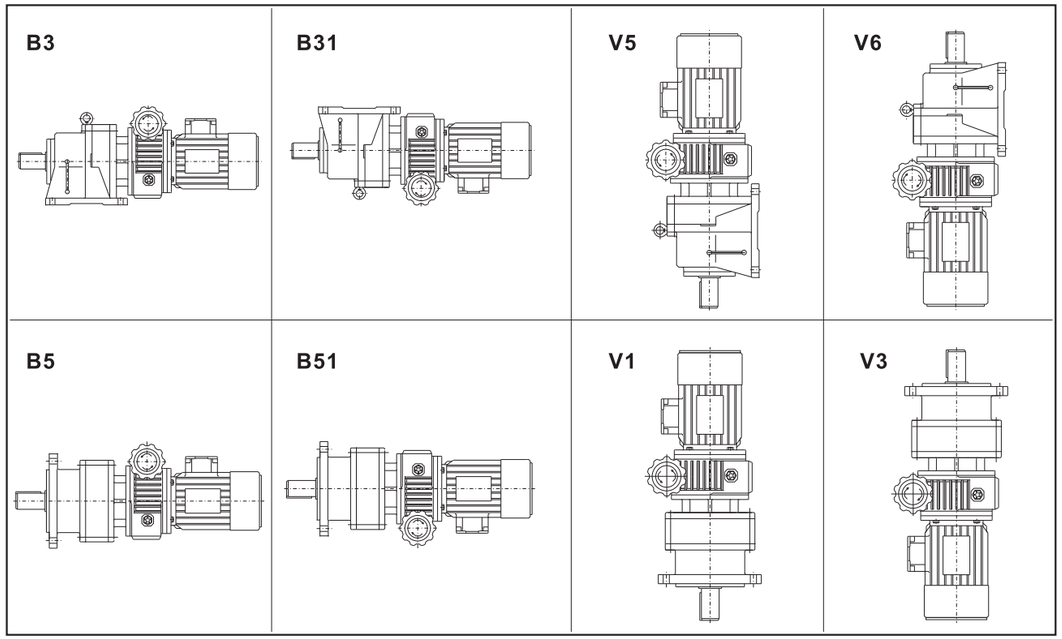

※MB–X组合系列无级变速机 MB–X combination series variator

◎技术参数/Technical data

无级变速机型号/variator type MB			02	04	07		15		22	40		55
输入功率/input power kW			0.18	0.37	0.55	0.75	1.1	1.5	2.2	3	4	5.5
输入转速/input speed r/min			1500									
NMRV	减速比ratio	输出转速output speed	许用输出转矩/output torgue N.m									
XW2 XL2	11	18~90	31~16	65~32	98~48	132~65						
	17	12~58	49~25	98~49	147~74	150~98						
	23	8~43	65~32	137~67	150~98	150~137						
	29	7~34	83~41	150~84	150~137							
	35	6~28	98~49	150~103								
	43	4.5~23	118~59	150~125								
XW3 XL3	11	18~90					196~98	250~130				
	17	12~58	51~25	102~51	170~85	196~98	250~147	250~200				
	23	8~43	69~34	138~69	196~98	250~137	250~296					
	29	7~34	87~43	176~84	250~126	250~172						
	35	6~28	105~52	206~103	250~152	250~206						
	43	4.5~23	129~64	250~125	250~186							
	59	3.5~17	177~88	250~167								
	71	2.8~14	213~106	250~206								
XW4 XL4	11	18~19					294~147	402~200				
	17	12~58				294~147	392~196	500~343				
	23	8~43				392~196	500~253	500~417				
	29	7~34				500~304	500~304					
	35	6~28			304~152	500~372	500~372					
	43	4.5~23			372~186							
	59	3.5~17		333~167	500~253							
	71	2.8~14	213~106	412~206	500~261							
	87	2.3~11.5	261~130	420~261								
XW5 XL5	11											
	17	12~58								529~260	686~343	
	23	8~43								804~402	1000~539	1000~652
	29	7~34						549~274	588~294	1000~544	1000~725	
	35	6~28					510~253	686~343	804~400	1000~686		
	43	4.5~23					608~304	833~416	1000~505	1000~838		
	59	3.5~17				510~253	745~372	1000~510	1000~613			
	71	2.8~14			506~253	608~343	1000~504	1000~686	1000~745			
	87	2.3~11.5			608~304	833~416	1000~613	1000~838	1000~1009			

MB-X SERIES

※MB–X组合系列无级变速机 MB–X combination series variator

◎技术参数/Technical data

无级变速机型号/variator type MB			15		22	40		55	75
输入功率/input power kW			1.1	1.5	2.2	3	4	5.5	7.5
输入转速/input speed r/min			1500						
NMRV	减速比ratio	输出转速output speed	许用输出转矩/output torgue N.m						
XW6 XL6	11	18~90							1300~650
	17	12~58						1490~740	2000~1010
	23	8~43					1450~725	2000~1000	2000~1362
	29	7~34				1372~686	1842~921	2000~1534	2000~1725
	35	6~28			1225~613	1676~838	2000~1117		
	43	4.5~23			1490~745	2038~1019	2000~1352		
	59	3.5~17		1421~686	2019~1009	2000~1372			
	71	2.8~14	1225~613	1676~838	2000~1230	2000~1678			
	87	2.3~11.5	1490~745	2038~1019	2000~1495	2000~2038			
XW8 XL8	23	8~43							2724~1362
	29	7~34						2528~1264	3450~1725
	35	6~28						3070~1534	4185~2092
	43	4.5~23					2705~1352	3724~1862	4500~2548
	59	3.5~17				2744~1372	3675~1937	4500~2528	
	71	2.8~14			2460~1230	3352~1676	4496~2234	4500~3072	
	87	2.3~11.5			2989~1495	4077~2038	4500~2720	4500~3744	
XW9 XL9	43	4.5~23							5096~2548
	59	3.5~17						5057~2528	6899~3449
	71	2.8~14						6145~3072	8380~4192
	87	2.3~11.5					5439~2720	6144~3072	8380~5096
XW10 XL10	71	2.8~14							8379~4390
	87	2.3~11.5						7488~3744	10192~5096

※MB–X组合系列无级变速机 MB–X combination series variator

◎技术参数/Technical data

无级变速机型号/variator type MB			02	04	07		15		22	40		55	75
输入功率/input power kW			0.18	0.37	0.55	0.75	1.1	1.5	2.2	3	4	5.5	7.5
输入转速/input speed r/min			1500										
NMRV	减速比ratio	输出转速output speed	许用输出转矩/output torgue N.m										
XWE42 XLE42	121	1.6~8											
	187	1~5											
	289	0.7~3.5											
	319	0.51~2.55											
	473	0.41~2.1											
XWE53 XLE53	121	1.6~8	300~180	720~360	1000								
	187	1~5	560~280	1000									
	289	0.7~3.5	860~430										
	319	0.51~2.55	1000										
	473	0.41~2.1											
XWE63 XLE63	121	1.6~8	360~180	720~360	1200~600	1400~700	2000~1050	2000					
	187	1~5	560~280	1100~550	1800~900	2000~1100	2000~1600						
	289	0.7~3.5	860~430	1700~850	2000	2000	2000						
	319	0.51~2.55	1160~580	2000									
	473	0.41~2.1	1400~700										
	595	0.34~1.68	1760~880										
	731	0.27~1.37	2000~1075										
XWE84 XLE84	121	1.6~8			1200~600	1400~700	2000~1050	4500					
	187	1~5			1800~900	2000~1100	2000~1600						
	289	0.7~3.5	750~375	1500~750	3000~1500	4500~2250	4500						
	319	0.51~2.55	1160~580	2300~1150	4500~2300	4500~3500							
	473	0.41~2.1	1400~700	2800~1400	4500	4500							
	595	0.34~1.68	1760~880	3500~1750									
	731	0.27~1.37	2150~1075	4300~2150									
	841	0.24~1.18	2500~1075	4500									
	1003	0.2~1	3000~1500										
	1505	0.13~0.66	4500~2250										
XWE95 XLE95	121	1.6~8							3580~1790	4880~2440	6500~3250	8940~4470	9000~6100
	187	1~5							5720~2860	7800~3900	9000~5200	9000	
	289	0.7~3.5					1080~2040	5570~2785	8160~4080	9000~5570	9000		
	319	0.51~2.55					4760~2380	6500~2860	9000~4760	9000			
	473	0.41~2.1					6800~3400	9000~4760	9000~6806				
	595	0.34~1.68					8500~4250	9000~6806	9000				
	731	0.27~1.37					9000~6060	9000					
	841	0.24~1.18			6060~3030	8260~4130	9000						
	1003	0.2~1			7140~3570	9000~4870							
	1505	0.13~0.66			9000~5415	9000							
XWE106 XLE106	121	1.6~8										8970~4470	12000~6100
	187	1~5							5720~2860	7800~3900	10400~5200	12000~7150	12000~9750
	289	0.7~3.5							8160~4080	11140~5570	12000~8660	12000	12000
	319	0.51~2.55							9520~4760	12000~6500	12000		
	473	0.41~2.1							12000~6806	12000			
	595	0.34~1.68							12000~8510				
	731	0.27~1.37					8500~4250	11600~5800	12000				
	841	0.24~1.18					10440~5220	1200~7110					
	1003	0.2~1					12000~6060	12000~8260					
	1505	0.13~0.66			10830~5415	12000~7380	12000	1200					

MB-X SERIES

※MB–X组合系列无级变速机 MB–X combination series variator

◎单级卧式摆线针轮减速机组合无级变速机尺寸/Dimensions of single stage foot–mounted cycloidal–variator

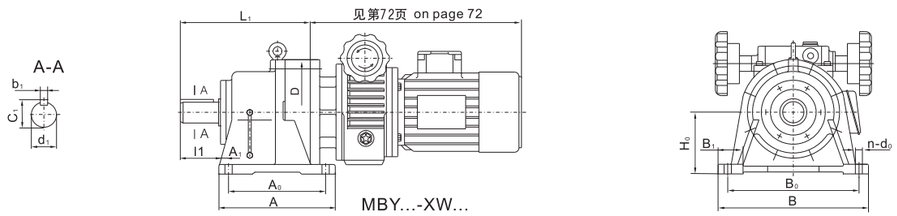

机型号 type	安装尺寸 mounting dimensions									轴伸尺寸shaft dimensions				外形尺寸overall dimensions				
	H_0	A_1	A_0	B_1	B_0	h	s	n	d_0	d_1(h6)	b_1	c_1	l_1	A	B	H	D	L_1
2	100	53	90	45	180	15	M8	4	12	25	8	26	34	120	210	175	168	156
3	140	95	100	55	250	20	M8	4	16	35	10	38	55	150	290	240	200	192
4	150	95	145	65	290	22	M10	4	16	45	14	48.5	74	195	330	275	240	240
5	160	115	150	75	370	25	M12	4	16	55	16	59	91	260	420	356	300	310
6	200	36	275	75	380	30	M12	4	18	65	148	69	89	335	430	425	340	353
8	250	35	380	120	480	35	M16	4	22	90	25	95	120	440	530	529	430	446
9	290	45	480	120	560	40	M20	4	26	100	28	106	141	560	620	614	500	552
10	325	80	500	120	630	45	M24	4	30	110	28	116	150	600	690	706	580	610
11	420	122	330X2	160	800	50	2-M20	6	32	130	32	137	202	810	880	883	710	808

◎双级卧式摆线针轮减速机组合无级变速机尺寸/Dimensions of 2–stage foot–mounted cycloidal–variator

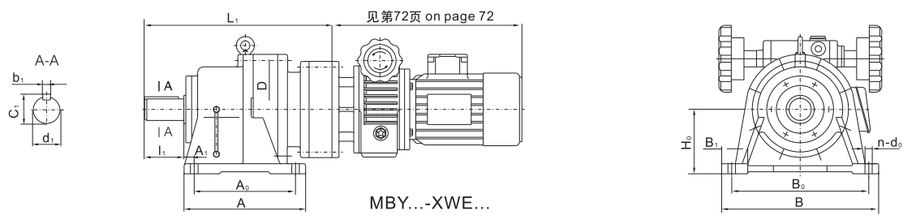

机型号 type	安装尺寸 mounting dimensions									轴伸尺寸shaft dimensions				外形尺寸overall dimensions				
	H_0	A_1	A_0	B_1	B_0	h	s	n	d_0	d_1(h6)	b_1	c_1	l_1	A	B	H	D	L_1
42	150	95	145	65	290	22	M10	4	16	45	14	48.5	74	195	330	275	240	318
53	160	115	150	75	370	25	M12	4	18	55	16	59	91	260	420	356	300	398
63	200	36	275	75	380	30	M12	4	22	65	18	69	89	335	430	425	340	440
84	250	35	380	120	480	35	M16	4	22	90	25	95	120	440	530	529	430	500
95	290	45	480	120	560	40	M20	4	26	100	28	106	141	560	620	614	500	684
106	325	80	500	120	630	45	M24	6	30	110	28	116	150	600	690	706	580	760

※MB–X组合系列无级变速机 MB–X combination series variator

◎单级立式摆线针轮减速机组合无级变速机尺寸/Dimensions of single stage flange–mounted cycloidal–variator

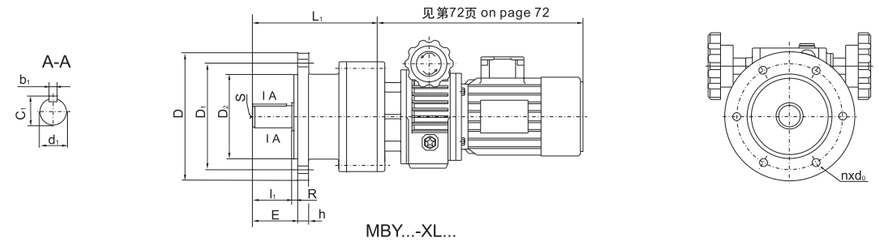

机型号 type	安装尺寸 mounting dimensions								轴伸尺寸shaft dimensions				外形尺寸 overall dimensions	
	D_1	D_2(H8)	E	h	R	S	n	d_0	d_1(h6)	b_1	c_1	l_1	D	L_1
2	160	130	42	12	3	M8	6	12	25	8	28	34	180	156
3	200	170	50	15	4	M8	6	12	35	10	38	45	230	192
4	230	200	79	15	4	M10	6	12	45	14	48.5	65	260	240
5	310	270	90	20	4	M12	6	12	55	16	59	79	340	310
6	360	316	91	22	5	M12	8	16	65	18	69	80	400	353
7	390	345	112	22	5	M12	8	18	80	22	85	98	430	391
8	450	400	111	30	6	M16	12	18	90	25	95	110	490	446
9	530	455	169	35	8	M20	12	22	100	28	106	130	580	552
10	590	520	174	40	10	M24	12	22	110	28	116	140	650	610
11	800	680	210	45	10	2-M20	12	38	130	32	137	184	880	808

◎双级立式摆线针轮减速机组合无级变速机尺寸/Dimensions of 2–stage flange–mounted cycloidal–variator

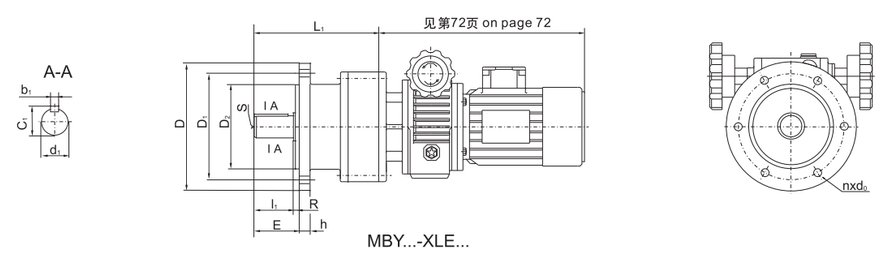

机型号 type	安装尺寸 mounting dimensions								轴伸尺寸shaft dimensions				外形尺寸 overall dimensions	
	D_1	D_2(H8)	E	h	R	S	n	d_0	d_1(h6)	b_1	c_1	l_1	D	L_1
42	230	200	79	15	4	M10	6	12	45	14	48.5	64	260	318
53	310	270	90	20	4	M12	6	12	55	16	59	79	340	400
63	360	316	91	22	5	M12	8	16	65	18	69	80	400	442
84	450	400	111	30	6	M16	12	18	90	25	95	110	490	560
95	520	455	169	35	8	M20	12	22	100	28	106	130	580	688
106	590	520	174	40	10	M20	12	22	110	28	116	140	650	760

※MB–F组合系列无级变速机 MB–F combination series variator

◎MB–F系列产品代号编写方法/Compiling metho of MB–F series product code number

MB 40 – Y 4 – F – A F 87 – 68 B3 S – A

- A：输出端方向：A–轴或法兰在左；B–轴或法兰在右
  Direction of output:A–Sigle shaft or flange at left B–Sigie shaft or flange at right
- S：输出形式：S–双面实心轴；S1–双面法兰安装方位
  S–double soltid shaft,S1–double flange
- B3：安装方位
  Mounting position
- 68：公称减速比
  Nominal ratio
- 87：机座号
  Type of gear umits
- F：装配形式：F–法兰式；T–扭力臂式；底座省略。
  Type of mounted:F–Fangle–mounted,T–Torque arm–mounted, Foot–mounted omission
- A：输出形式：A–空心轴；实心轴省略
  Type of output shaft:A–hollow shaft,Sori shafe
- F：系列F系列平行轴斜齿轮减速机
  Series F–Series parallel shaft helical geared motors
- 4：电机功率（输入轴型省略）
  Montor power(Omit expression with input shaft)
- Y：输入端形式：Y–配电机型；输入轴型省略
  Type of input:Y–montor–style;Omit expression with input shaft
- 40：变速机机座号
  Variator type code
- MB：系列MB系列无级变速机
  Series MB–serie variator

◎注：轴或法兰的位置代号A、B方向是从电机尾部沿轴线方向确定。
◎Note:Position of the output flange and shaft which express in A、B are seen from the end of the motor.

◎MB–F型选型方法/MB–F series selection sample

例：选输出转速范围29.4~5.9r/min，
即减速比34，所需恒扭矩300N・m，使用系数KA=1.25，
即M2min≥M2・KA=300N・m x 1.25=375N・m，
根据型号规格表选功率1.5kW，机座号MB15，
根据给合表MB15可配F67、F77、F87、F97，
查F系列传动能力表，减速比34时，
F67型的MN2=680N・m＞375N・m，
需法兰向下安装，单向实心轴，
即确认型号MBWY–1.5FF67–34–V1

Example:Output speed of 29.4~5.9r/min,that is,ratio of 34, required constant torque of 300N・m,useful factorKA=1.25, output torque of MB–f,
M2min≥M2・KA=300N・m x 1.25=375N・m,
according to model and specification list,choose MB15,motor and specification list,choose MB15,motor power of 1.5kW, after looking up in MB–F combination table,this shows Mb15type may combine with F67、F77、F87、F97,after looking up in F series transmission capacity table,affirm permissive torque of F67 is MN2=680N・m＞375N・m,when ratio is 34,required level foot–Mounted,single extend solid shaft,
Model is expressed:MBW15Y–1.5FF67–34–V1

※MB–F组合系列无级变速机 MB–F combination series variator

◎MB–F组合表/MB–F combination table

MB机座号 Size of MB	MB02	MB04	MB07	MB15	MB22、MB40	MB75
可配F机座号 MB series may combine with F series	F37 F47 F67	F37 F47 F67 F77	F37 F47 F67 F77 F87	F87 F97 F107 F127	F37 F47 F67	F37 F47 F67
可配F/R机座号 MB series may combine with F/R series	F67/R37 F77/R37 F87/R47 F97/R67	F77/R37 F87/R47 F97/R67 F107/R77	F87/R47 F97/R67 F107/R77 F127/R77 F157/R97	F87/R47 F97/R67 F107/R77 F127/R77 F157/R97	F107/R77 F127/R77 F157/R97	F157/R97

◎MB–F型号规格表/Model and specification list of MB–F speed variator

TYPE		02	04	07		15		22	40		55	75
输入功率(kW)input power		0.18	0.37	0.55	0.75	1.1	1.5	2.2	3	4	5.5	7.5
调速范围(r/min)speed range iN		输出转矩/output torgue N.m										
MB-F												
232.6–46.5	43	62–12.4	12.4–25	21–41	25–50	37–74	50–99	74–149	99–198	132–264	186–372	248495
192.3–38.5	52	7.49–15.0	15.0–30	25–50	30–60	45–90	60–120	90–180	120–240	160–319	225–449	300–599
172.4–34.5	58	8.4–16.7	16.7–33	28–56	33–67	50–100	67–134	100–200	134–267	178–356	251–501	334–668
151.5–30.3	6.6	9.5–19	19–38	32–63	38–76	57–114	78–152	114–228	152–304	203–406	285–570	380–760
135.1–27.0	7.4	10.7–21	21–43	36–71	43–85	64–128	85–170	128–256	170–341	227–455	320–539	426–852
120.5–24.1	8.3	12–24	24–48	40–80	48–96	72–143	96–191	143–287	191–382	255–510	359–717	478–956
109.9–22.0	9.1	13.1–26	26–52	44–87	52–105	79–157	105–210	157–314	210–419	280–559	393–786	524–1048
92.6–18.5	10.8	15.6–31	31–62	52–104	62–124	93–187	124–249	187–373	249–498	332–664	467–933	622–1244
80.7–16.1	12.4	17.9–36	36–71	60–119	71–143	107–214	143–286	214–429	286–571	381–762	536–1071	714–1428
72.5–14.5	13.8	19.9–40	40–79	66–132	79–159	119–238	159–318	238–477	318–636	424–848	596–1192	795–1590
64.5–12.9	15.5	22–45	45–89	74–149	89–179	134–268	179–357	268–536	357–714	476–952	670–1339	893–1786
57.5–11.5	17.4	25–50	50–100	84–167	100–200	150–301	200–401	301–601	401–802	535–1069	752–1503	1002–2004
51.3–10.3	19.5	28–56	56–112	94–187	112–225	168–365	225–449	337–674	449–899	599–1198	842–1685	1123–2246
47.4–9.5	21.1	30–61	61–122	101–203	122–243	182–365	243–486	365–729	486–972	648–1296	912–1823	1215–2431
39.5–7.9	25.3	36–73	73–146	121–243	146–291	219–437	291–583	437–874	583–1166	777–1554	1093–2186	1457–2915
35–7.1	28.2	40–80	80–159	133–265	159–318	239–477	318–636	477–954	636–1272	848–1697	1193–2386	1590–3481
29.4–5.9	34	48–96	96–192	160–320	192–384	288–575	384–767	575–1151	767–1534	1023–2045	1438–2876	1918–3835
26.1–5.2	38.3	54–108	108–216	180–360	216–432	324–648	432–864	648–1296	864–1728	1152–2304	1620–3240	2160–4320
22.9–4.6	43.6	61–123	123–246	205–410	246–492	369–738	492–984	738–1475	984–1967	1311–2623	1844–3689	2459–4918
10.5–4.1	48.57	69–137	137–275	229–458	275–549	412–824	549–1099	824–1648	1099–2197	1465–2930	2060–4120	2747–5493
18.3–3.7		77–154	154–307	256–512	307–615	461–922	615–1230	922–1844	1230–2459	1639–3279	2305–4611	3074–6148
16.5–3.3		85–171	171–341	284–569	341–682	512–1024	682–1365	1024–2047	1365–2730	1820–3640	2559–5118	3412–6824
14.7–2.9		96–191	191–382	319–637	382–765	574–1147	765–1530	1147–2294	1530–3059	2039–4079	2868–5736	3824–7648
3.0–2.6		109–217	217–434	362–724	434–869	651–1303	869–1737	1303–2606	1737–3474	2319–4632	3257–6514	4343–7686
11.6–2.32		121–243	243–486	405–809	486–971	728–1457	971–1942	1457–2914	1942–3885	2590–5180	3642–4284	4856–9712
10.4–2.07		136–272	272–544	453–906	544–1087	816–1631	1087–2175	1631–3262	2175–4350	2900–5799	4078–8155	5437–10874
9.3–1.87		151–302	302–603	503–1006	603–1207	905–1810	1207–2414	1810–3621	2414–4828	3219–6437	4526–9052	6035–12070
8.5–1.69		166–333	333–666	555–1109	666–1331	998–1997	1331–2662	1997–3993	2662–5324	3549–7099	4991–9983	6655–13310
7.1–1.42		199–398	398–795	663–1325	795–1590	1193–2386	1590–3181	2386–4771	3181–6362	4241–8483	5964–11929	7952–15905
6.2–1.24		227–454	454–908	757–1513	908–1816	1362–2724	1816–3632	2724–5448	3632–7264	4843–9686	6810–13621	9080–18161
5.8–1.16		244–488	488–976	813–1626	976–1951	1464–2927	1951–3903	2927–5854	3903–7806	5204–10408	7318–14636	9757–19514
5.1–1.01		279–558	558–1117	931–1861	1117–2233	1675–3350	2233–4467	3350–6700	4467–8934	5956–11912	8375–16751	11167–22334

※MB–F组合系列无级变速机 MB–F combination series variator

◎MB–F/R型号规格表/Model and specification list of MB–F/CR speed variator

TYPE		02	04	07		15		22	40		75	
输入功率(kW)input power		0.18	0.37	0.55	0.75	1.1	1.5	2.2	3	4	5.5	7.5
调速范围(r/min)speed range iN		输出转矩/output torgue N.m										
MB-F												
4.3–0.85	234	298–597	597–1193	995–1989	1193–2387	1790–3580	2387–4774	3580–7160	4774–9547	6365–12730	8951–17901	11934–23868
3.8–0.77	260	332–663	663–1326	1105–2210	1326–2652	1989–3978	2652–5304	3978–7956	5304–10608	7072–14144	9945–19890	13260–26520
3.4–0.68	295	376–752	752–1505	1254–2508	1505–3009	2257–4514	3009–6018	4514–9027	6018–12036	8024–16048	11284–22568	–
3.0–0.60	333	425–849	849–1698	1415–2831	1698–3397	2547–5095	3397–6793	5095–10190	6792–13586	9058–18115	12737–25475	–
2.44–0.49	410	523–1046	1046–2091	1743–3485	2091–4182	3137–6273	4182–8364	6273–12546	8364–16728	11152–22304	–	–
2.16–0.43	463	590–1181	1181–2361	1968–3936	2361–4723	3542–7084	4723–9445	7084–14168	9445–18890	12594–25187	–	–
1.92–0.38	521	664–1329	1329–2657	2214–4429	2657–5314	3986–7971	5314–10628	7971–15943	10628–21257	–	–	–
1.73–0.35	578	737–1474	1474–2948	2457–4913	2948–5896	4422–8843	5896–11791	8843–17687	11791–23582	–	–	–
1.38–0.28	724	923–1846	1846–3692	3077–6154	3692–7385	5539–11077	7385–14770	11077–22154	–	–	–	–
1.25–0.25	797	1016–2032	2032–4065	3387–6775	4065–8129	6097–12194	8129–16259	12194–24388	–	–	–	–
1.05–0.21	950	1211–2423	2423–4845	4038–8075	4845–9690	7268–14535	9690–19380	–	–	–	–	–
0.96–0.19	1042	1329–2657	2657–5314	4429–8857	5314–10628	7971–15943	10628–21257	–	–	–	–	–
0.79–0.16	1268	1617–3233	3233–6467	5389–10778	6467–12934	9700–19400	12934–25867	–	–	–	–	–
0.70–0.14	1425	1817–3634	3634–7268	6056–12113	7268–14535	10901–21803	–	–	–	–	–	–

注：更低的输出转速，查F/R的减速比即可。　　Note:Lower output speed,please look up ratio of F/R.

◎尺寸图表/Dimension sheets

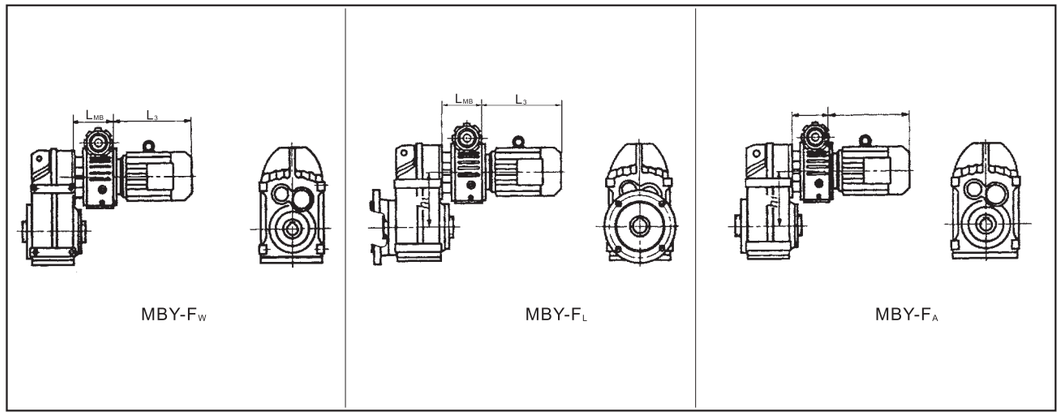

注：其它F系列外形图，详见F系列。　　Note:Outline dimension of other's F series,pleasereferto F series.

◎尺寸表/Dimension sheets(mm)

机座号 Size of MB	02	04	07	15	22、40	75
LMB	99	115	137	173	208	249

注：减速器的安装尺寸和安装方位参照F系列，L3尺寸查电机尺寸。
Note:For mounting dimension and position,plesase refer to F series.For dimension of L3,please refer to that of motor.

※MB–K组合系列无级变速机 MB–K combination series variator

◎MB–K系列产品代号编写方法/Compiling metho of MB–K series product code number

MB 40 – Y 4 – K – A F 87 – 62.4 B3 S – A

- 输出端方向：A–轴或法兰在左；B–轴或法兰在右
  Direction of output:A–Sigle shaft or flange at left B–Sigie shaft or flange at right
- 输出形式：S–双面实心轴；S1–双面法兰安装方位
  S–double soltid shaft,S1–double flange
- 安装方位
  Mounting position
- 公称减速比
  Nominal ratio
- 机座号
  Type of gear umits
- 装配形式：F–法兰式；T–扭力臂式；底座省略。
  Type of mounted:F–Fangle–mounted,T–Torque arm–mounted, Foot–mounted omission
- 输出形式：A–空心轴；实心轴省略
  Type of output shaft:A–hollow shaft,Sori shafe
- K系列斜齿轮–螺旋锥齿轮减速机
  Series K–Series helical–bevel geared motors
- 电机功率（输入轴型省略）
  Montor power(Omit expression with input shaft)
- 输入端形式：Y–配电机型；输入轴型省略
  Type of input:Y–montor–style;Omit expression with input shaft
- 变速机机座号
  Variator type code
- 系列MB系列无级变速机
  Series MB–serie variator

注：轴或法兰的位置代号与A、B方向是从电机尾部沿轴线方向确定。
Note:Position of the output flange and shaft which express in A、B are seen from the end of the motor.

◎MB–K型选型方法/MB–K series selection sample

例：
1.选输出转速范围16~3.2r/min，所需恒扭矩420N・m，使用系数K_A=1.25，即减速比iN=62.4
M_2min≥M_2・KA=420N・m x 1.25=525N・m，
根据型号规格表无级可选MB15型，选功率1.5kW，
即M_2min=528N・m＞525N・m，
根据MB–K组合表MB15可配F47、F67、F77、F87、F97，查K系列传动能力表，当iN=62.4时，K67型的
M_{N2}=680N・m＞525N・m即可。
2.若以上其它要求不变，转速6rpm以下需420N・m，转速6rpm至16rpm扭矩逐渐小至252N・m，校对负载变化曲线与无级变速机的扭矩–速度曲线，若可以无级可选MB07，电机0.75kW，由于M_2min≥525N・m，K系列还需选K67。

Example:
1.Output speed of 16~3.2r/min,required constant torque of 420N・m,useful factor KA=1.25,that is ,ratio of 62.4,output torque of MB–K,
M2min≥M2・KA=420N・m x 1.25=525N・m,
after looking up in MB–K combination table,this shows MB 15 may combination table,this shows MB 15 may combine with K47, K67,K77,K87 and K97,after looking up in Kseries transmission capacity table,affirm permissive torque of K67 is MN2=680N・m＞525N・m when ratio is 62.4.
2.If other requirements are the same above requirement when output speed is less than 6 rpm,output torque is 420N・m;as the speed is added from 6 to 16,the reducer reduce the torque to 250 radually,checking torque–rotation rate relation table,select MB07,because of M2min≥N・m,select K67 yet.

※MB–K组合系列无级变速机 MB–K combination series variator

◎MB–K组合表/MB–K combination table

MB机座号 Size of MB	MB02	MB04	MB07	MB15	MB22、MB40	MB75
可配K机座号 MB series may combine with K series	K37 K47 K67	K37 K47 K67 K77	K37 K47 K67 K77 K87	K47 K67 K77 K87 K97	K77 K87 K97 K107 K127	K87 K97 K107 K127 K157
可配K/R机座号 MB series may combine with K/R series	K67/R37 K77/R37 K87/R47 K97/R67 K107/R77	K67/R37 K77/R37 K87/R47 K97/R67 K107/R77 K127/R87	K77/R37 K87/R47 K97/R67 K107/R77 K127/R77 K127/R87 K157/R97	K87/R47 K97/R67 K107/R77 K127/R77 K127/R87 K157/R97	K107/R77 K127/R77 K127/R87 K157/R97 K167/R97	K127/R87 K157/R97

◎MB–K型号规格表/Model and specification list of MB–K speed variator

TYPE		02	04	07		15		22	40		75	
输入功率(kW)input power		0.18	0.37	0.55	0.75	1.1	1.5	2.2	3	4	5.5	7.5
调速范围(r/min)speed range iN		输出转矩/output torgue N.m										
MB-K												
123–24.7	8.1	11–23	23–46	38–76	46–91	69–137	91–183	137–274	183–365	244–487	343–685	457–914
102–20.4	9.8	14–28	28–55	46–92	55–111	83–166	111–221	166–332	221–442	295–590	415–829	553–1105
91–18.2	11	16–32	31–62	52–103	62–124	93–186	124–248	186–372	248–496	331–662	465–931	620–1241
80–16.0	12.5	18–35	35–71	59–118	71–141	106–212	141–282	212–423	282–564	376–752	529–1058	705–1410
70–14.0	14.3	20–40	40–81	67–134	81–161	121–242	161–323	242–484	323–645	430–860	605–1210	807–1613
58–11.7	17.1	24–48	48–96	80–161	96–193	145–289	193–386	289–579	386–772	514–1029	723–1447	964–1929
53–10.5	19	27–54	54–107	89–179	107–214	161–321	214–429	321–643	429–857	572–1143	804–1607	1072–2143
45–9.1	22	31–62	62–124	103–207	124–248	186–372	248–496	372–744	496–993	662–1324	931–1861	1241–2482
40–8.0	25	35–71	71–141	118–235	141–282	212–423	282–564	423–846	564–1128	752–1504	1058–2115	1410–2820
36–7.2	27.9	39–79	79–157	131–262	157–315	236–472	315–629	472–944	629–1259	839–1678	1180–2360	1574–3147
32–6.5	30.9	44–87	87–174	145–290	174–349	261–523	349–697	523–1046	697–1394	929–1859	1307–2614	1743–3486
28.0–5.6	35.7	50–101	101–201	168–336	201–403	302–604	403–805	604–1208	805–1611	1074–2148	1510–3020	2013–4027
23.1–4.6	43.2	61–122	122–244	203–406	244–487	365–731	487–975	731–1462	975–1949	1299–2599	1827–3655	2436–4873
20.0–4.0	50	71–141	141–282	235–470	282–564	423–846	564–1128	846–1692	1128–2256	1504–3008	2115–4230	2820–5640
18.0–3.6	55.5	78–157	157–313	261–522	313–626	470–939	626–1252	939–1878	1252–2504	1669–3339	2348–4695	3130–6260
16.0–3.2	62.4	88–176	176–352	293–587	352–704	528–1056	704–1408	1056–2112	1408–2815	1877–3754	2640–5279	3519–7039
14.3–2.9	70.1	99–198	198–395	329–659	395–791	593–1186	791–1581	1186–2372	1581–3163	2109–4217	2965–5930	3954–7907
12.9–2.6	77.7	110–219	219–438	365–730	438–876	657–1315	876–1753	1315–2629	1753–3506	2337–4674	3287–6573	4382–8765
11.6–2.33	85.9	121–242	242–484	404–807	484–969	727–1453	969–1938	1453–2907	1938–3876	2584–5168	3634–7267	4845–9690
9.8–1.96	102	144–288	288–575	479–959	575–1151	863–1726	1151–2304	1726–3452	2301–4602	3068–6136	4315–8629	5753–11506
8.5–1.71	117	165–330	330–660	550–1100	660–1320	990–1980	1320–2640	1980–3595	2640–5279	3519–7039	4949–9898	6599–13198
7.9–1.59	126	178–355	355–711	592–1184	711–1421	1066–2132	1421–2843	2132–4264	2843–5685	3790–7580	5330–10660	7106–14213
7.0–1.40	143	202–403	403–807	672–1344	807–1613	1210–2420	1612–3226	2420–4839	3226–6452	4301–8603	6049–12098	8065–16130

※MB–K组合系列无级变速机 MB–K combination series variator

◎MB–K/R型号规格表/Model and specification list of MB–K/R speed variator

TYPE		02	04	07		15		22	40		75	
输入功率(kW)input power		0.18	0.37	0.55	0.75	1.1	1.5	2.2	3	4	5.5	7.5
调速范围(r/min)speed range iN		输出转矩/output torgue N.m										
MB-K												
6.8–1.37	146	186–372	372–745	621–1241	745–1489	1117–2234	1489–2978	2234–4468	2978–5975	3971–7942	5585–11169	7446–14892
6.1–1.21	165	210–421	421–842	701–1403	842–1683	1262–2525	1683–3366	2525–5049	3366–6732	4488–8976	6311–12623	8415–16830
4.9–0.99	203	259–518	518–1035	863–1726	1035–2071	1553–3106	2071–4141	3106–6212	4141–8282	5522–11043	7765–15530	10353–20706
4.3–0.87	230	293–587	587–1173	978–1955	1173–2346	1760–3519	2346–4692	3519–7038	4692–9384	6265–12512	8798–17595	11730–23460
3.9–0.78	258	329–658	658–1316	1097–2193	1316–2632	1974–3947	2632–5263	3947–4562	5263–10526	7018–14035	9869–19737	13158–26316
3.5–0.70	287	366–732	732–1464	1220–2440	1464–2927	2196–4391	2927–5855	4391–8782	5855–11710	7806–15613	10978–21956	14637–29274
3.1–0.62	323	412–824	824–1647	1373–2746	1647–3295	2471–4942	3295–6589	4942–9884	6589–13178	8786–17571	12355–24710	16473–32946
2.9–0.59	340	434–867	867–1734	1445–2890	1734–3468	2604–5202	3468–6939	5202–10404	6339–13872	9248–18496	13005–26010	17340–34680
26–0.52	385	491–982	982–1964	1636–3273	1964–3927	2945–5891	3927–7854	5891–11781	7854–15708	10472–20944	14726–29453	19635–39270
2.30–0.46	435	555–1109	1109–2219	1849–3698	2219–4437	3328–6656	4437–8874	6656–13311	8874–17748	11832–23664	16639–33278	22185–44370
1.87–0.37	535	682–1364	1364–2729	2274–4548	2729–5457	4093–8186	5457–10914	8186–16371	10914–21828	14552–29104	20464–40928	27285–54570
1.65–0.33	605	771–1543	1543–3086	2571–5143	3086–6171	4628–9257	6171–12342	9257–18513	12342–24684	16456–32912	23141–46283	30855–61710
1.47–0.29	680	867–1734	1734–3468	2890–5780	3468–6936	5202–10404	6936–13872	10404–20808	13872–27744	18496–36992	26010–52020	34680–69360
1.32–0.26	755	963–1925	1925–3851	3209–6418	3851–7701	5776–11552	7701–15402	11552–23103	15402–30804	20536–41072	28879–57758	38505–77010
1.18–0.24	850	1084–2168	2168–4335	3613–7225	4335–8670	6503–13005	8670–17340	13005–26010	17340–34680	23120–46240	32513–65025	43350–86700
1.06–0.21	945	1205–2410	2410–4820	4016–8033	4820–9639	7229–14459	9639–192–78	14459–28917	19278–38556	25704–51408	36146–72293	–
0.96–0.19	1040	1326–2652	2652–5304	4420–8840	5304–10608	7956–15912	10608–21216	15912–31824	21216–42432	28288–56576	39780–79560	–
0.81–0.16	1240	1581–3162	3162–6324	5270–10540	6324–12648	9486–18972	12648–25296	18972–37944	25296–50592	33728–67456	–	–
0.74–0.15	1360	1734–3468	3468–639	5780–11560	6936–13872	10404–20808	13872–27744	20808–41616	27744–55488	36992–73984	–	–
0.60–0.12	1655	2110–4220	4220–8441	7034–14068	8841–16881	12661–25322	16881–33762	25322–50643	33762–67524	45016–90032	–	–
0.54–0.11	1860	2372–4743	4743–9486	7905–15810	9486–18972	14229–28458	18972–37944	28458–56916	37944–75888	–	–	–
0.47–0.09	2110	2690–5381	5381–10761	8968–17935	10761–21522	16142–32283	21522–43044	32283–64566	43044–86088	–	–	–
0.42–0.08	2380	3035–6069	6069–12138	10115–20230	12138–24276	18207–36414	24276–48552	36414–72828	–	–	–	–

注：更低的输出转速，查F/R的减速比即可。 Note:Lower output speed,please look up ratio of F/R.

◎尺寸图表/Dimension sheets

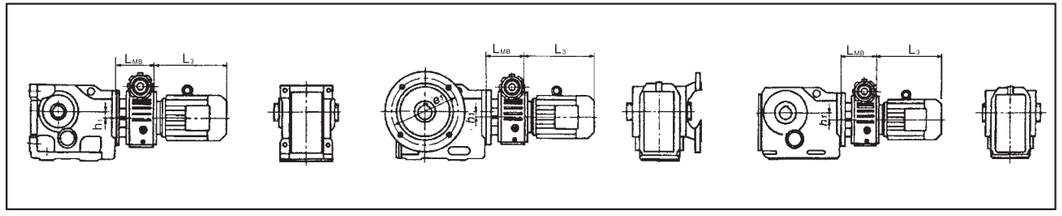

注：其它K系列外形图，详见K系列。 Note:Outline dimension of other's K series,pleasereferto K series.

◎LMB尺寸表/LMB Dimension sheets(mm)

机座号 Size of MB	03	04	07	15	22、40	75
LMB	99	115	137	173	208	249

注：减速器的安装尺寸和安装方位参照K系列，L3尺寸查电机尺寸。
Note:For mounting dimension and position,plesase refer to K series.For dimension of L3,please refer to that of motor.

※MB–R组合系列无级变速机 MB–R combination series variator

◎MB–R系列产品代号编写方法/Compiling metho of MB–R series product code number

MB 40 – Y 4 – R F 147 – 157 – B3

- B3：安装方位 Mounting position
- 157：公称减速比 Nominal ratio
- 147：机座号 Type of gear umits
- F：装配形式：F–法兰式；底座省略。 Type of mounted:F–Fangle–mounted,Foot–mounted omission
- R：系列R系列斜齿减速机 Series R–Series helical geared motors
- 4：电机功率（输入轴型省略） Montor power(Omit expression with input shaft)
- Y：输入端形式：Y–配电机型；输入轴型省略 Type of input:Y–montor–style;Omit expression with input shaft
- 40：变速机机座号 Variator type code
- MB：系列MB系列无级变速机 Series MB–serie variator

◎MB–R型选型方法/MB–R series selection sample

例：

选输出转速范围3.5~0.7r/min，所需恒扭矩420N・m，

均匀负载，每天运行8小时，即KA=1.00，

$M_{2min} \geqslant M_{S2}$・KA=4000N・m x 100=4000N・m，

根据型号规格表选功率2.2kW，机座号MB40，减速比286，

输出扭矩4376–8752N・m

即M_{2min}=4376N・m＞4000N・m，

根据组合表MB40可配R137/R77、R147/R77，

查R/R系列传动能力表，确认速比286时为R137/R77，

iN=286时，M_{N2}=6600N・m4000N・m，

即确认型号MBW40Y–2.2R137/R77–286

Example:

Output speed of 3.5~0.7r/min,required constant torque of 4000N・m,useful factor KA=1,output torque of MB–R is M2min≥MS2・KA=4000N・m x 1.00=4000N・m, according to model and specification list,so select MB40,motor power of 286,required output torque of 4376–8752N・m,that is, M2min=4376N・m＞4000N・m, after looking up in MB–R combination table,this shows Mb40 may combine with R137/R77,R147/R77 and R167/R77.After looking up in R/R series transmission capacity table,affirm the cambination is R137/R77 and permissive torque is MN2=6600N・m≥4000N・m when ratio is 286,Model is expressed:MBW40Y–2.2R137/R77–286

※MB–R组合系列无级变速机 MB–K combination series variator

◎MB–R组合表/MB–R combination table

MB机座号 Size of MB	MB02	MB04	MB07	MB15	MB22、MB40	MB75
可配R机座号 MB series may combine with R series	R37 R47 R67	R37 R47 R67 R77 R87	R47 R67 R77 R87 R97	R47 R67 R77 R87 R97 R107	R77 R87 R97 R107 R137 R147	R87 R97 R107 R137 R147 R167
可配R/R机座号 MB series may combine with R/R series	R67/R37 R77/R37 R87/R47 R97/R67 R107/R77	R77/R37 R87/R47 R97/R67 R107/R77 R137/R77	R87/R47 R97/R67 R107/R77 R137/R87 R147/R97 R167/R97	R97/R67 R107/R77 R137/R77 R147/R77 K167/R97	R137/R77 R147/R77 R167/R97	R147/R77 R167/R97

◎MB–R型号规格表/Model and specification list of MB–R speed variator

TYPE		02	04	07		15		22	40		75	
输入功率(kW)input power		0.18	0.37	0.55	0.75	1.1	1.5	2.2	3	4	5.5	7.5
调速范围(r/min)speed range iN		输出转矩/output torgue N.m										
MB-K												
200–40	5	7–14	14–29	24–48	29–58	43–86	58–115	86–173	115–230	154–307	216–432	288–576
164–33	6.1	9–18	18–35	29–59	35–70	53–105	70–141	105–211	141–281	187–375	264–527	351–703
147–29.4	6.8	10–20	20–39	33–65	39–78	59–118	78–157	118–235	157–313	209–418	294–588	392–783
130–26.0	7.7	11–22	22–44	37–74	44–89	67–133	89–177	133–266	177–355	237–473	333–665	444–887
115–23.0	8.7	13–25	25–50	42–84	50–100	75–150	100–200	150–301	200–401	267–535	376–752	501–1002
93–18.7	10.7	15–31	31–62	51–103	62–123	92–185	123–247	185–370	247–493	329–657	462–924	616–1233
83–16.5	12.1	17–35	35–70	58–116	70–139	105–209	139–279	209–418	279–558	372–743	523–1045	697–1394
74–14.7	13.6	20–39	39–78	65–131	78–157	118–235	157–313	235–470	313–627	418–836	588–1175	783–1567
66–13.2	15.1	22–43	43–87	72–145	87–174	130–261	174–348	261–522	348–696	464–928	652–1305	870–170
59–11.8	17	24–49	49–98	82–163	98–196	147–294	196–392	294–588	392–783	522–1044	734–1469	979–1958
53–10.36	18.9	27–54	54–109	91–181	109–218	163–327	218–435	327–653	435–871	581–1161	816–1633	1089–2177
48–9.6	20.8	320–60	60–120	100–200	120–240	180–359	240–479	359–719	479–958	639–1278	899–1797	1198–2396
40–8.1	24.8	36–71	71–143	119–238	143–286	214–429	286–571	429–857	571–1143	762–1524	1071–2143	1428–2857
37–7.4	27.2	38–77	77–153	128–256	153–307	230–460	307–614	460–920	614–1227	818–1936	1151–2301	1534–3068
30.2–6.0	33.1	47–93	93–187	156–311	187–373	280–560	373–747	560–1120	747–1493	996–1991	1400–2800	1867–3734
26.9–5.4	37.2	52–105	105–210	175–350	210–420	315–629	420–839	629–1259	839–1678	1119–2238	1574–3147	2098–4196
23.7–4.7	42.2	60–119	119–238	198–397	238–476	357–714	476–952	714–1428	952–1904	1269–2539	1785–3570	2380–4760
21.0–4.2	47.6	67–134	134–268	224–447	268–537	403–805	537–1074	805–1611	1074–2148	1432–2864	2013–4027	2685–5369
18.9–3.8	53	75–149	149–299	249–498	299–598	448–897	598–1196	897–1794	1196–2391	1594–3188	2242–4484	2989–5978
16.8–3.4	59.7	84–168	168–337	281–561	337–673	505–1010	673–1347	1010–2020	1347–2694	1796–3592	2525–5051	3367–6734
15.0–3.0	66.6	94–188	188–376	313–626	376–751	563–1127	751–1502	1127–2254	1502–3005	2003–4007	2817–5634	3756–7512
13.4–2.68	74.7	105–211	211–421	351–702	421–843	632–1264	843–1685	1264–2528	1685–3370	2247–4494	3160–6320	4213–8426
11.8–2.37	84.5	119–238	238–477	397–794	477–953	715–1430	953–1906	1430–2859	1906–3813	2542–5084	3574–7149	4766–9532
10.6–2.12	94.4	133–266	266–532	444–887	532–1065	799–1597	1065–2130	1597–3194	2130–4259	2840–5679	3993–7986	5324–10648
9.6–1.92	104	147–293	293–587	489–978	587–1173	880–1760	1173–2346	1760–3519	2346–4692	3128–6257	4399–8798	5866–11731
8.7–1.74	115	162–324	324–649	541–1081	649–1297	973–1946	1297–2594	1946–3892	2594–5189	3459–6918	4865–9729	6486–12972
7.3–1.46	137	193–386	386–773	644–1288	773–1545	1159–2318	1545–3091	2318–4636	3091–6181	4121–8242	5795–11590	7727–15454
6.4–1.27	157	221–443	443–885	738–1476	885–1771	1328–2656	1771–3542	2656–5313	3542–7084	4723–9445	6641–13282	8855–17710
5.9–1.18	170	240–479	479–959	799–1598	959–1918	1438–2876	1918–3835	2876–5753	3835–7670	5114–10227	7191–14382	9588–19176
5.2–1.04	192	271–541	541–1083	902–1805	1083–2166	1624–3249	2166–4332	3249–6497	4332–8663	5775–11551	8122–16243	10829–21658

※MB–R组合系列无级变速机 MB–R combination series variator

◎MB–R/R型号规格表/Model and specification list of MB–F/CR speed variator

TYPE		02	04	07		15		22	40		75	
输入功率(kW)input power		0.18	0.37	0.55	0.75	1.1	1.5	2.2	3	4	5.5	7.5
调速范围(r/min)speed range iN		输出转矩/output torgue N.m										
MB-F												
4.4–0.88	227	289–579	579–1158	965–1930	1158–2315	1737–3473	2315–4631	3473–6946	4631–9262	6174–12349	8683–17366	11577–23154
4.0–0.79	253	323–645	645–1290	1075–2151	1290–2581	1935–3871	2581–5161	3871–7742	5161–10322	6882–13763	9677–19355	12903–25806
3.5–0.70	286	365–729	729–1459	1216–2431	1459–2917	2188–4376	2917–5834	4376–8752	5832–11669	7779–1558	10940–21879	–
3.1–0.62	324	413–826	826–1652	1377–2754	1652–3305	2479–4957	3305–6610	4957–9914	6610–13119	8813–17626	12939–24786	–
2.5–0.50	398	507–1015	1015–2030	1692–3383	2030–4060	3045–6089	4060–8119	6089–12179	8119–16238	10826–21651	–	–
2.22–0.44	450	574–1148	1148–2295	1913–3825	2295–4590	3443–6885	4590–9180	6885–13770	9180–18360	12240–24480	–	–
1.98–0.40	506	645–1290	1290–2581	2151–4301	2581–5161	3871–7745	5161–10322	7742–15484	10322–20645	13763–27526	–	–
1.78–0.36	562	717–1433	1433–2866	2389–4700	2866–5732	4299–8599	5732–11465	8599–17197	11465–22930	–	–	–
1.58–0.32	632	806–1612	1612–3223	2686–5372	3223–6446	4835–9670	6446–12893	9670–19339	12893–25786	–	–	–
1.42–0.28	703	896–1793	1793–3585	2988–5976	3585–7171	5378–10756	7171–14341	10756–21512	–	–	–	–
1.29–0.26	774	987–1974	1974–3947	3290–6579	3947–7895	5921–11842	7895–15790	11842–23684	–	–	–	–
1.06–0.22	923	1177–2354	2354–4707	3923–7846	4707–9415	7061–14122	9415–18829	–	–	–	–	–
0.99–0.20	1012	1290–2581	2581–5161	4301–8602	5161–10322	7742–15484	10322–20645	–	–	–	–	–
0.81–0.16	1231	1570–3139	3139–6278	5232–10464	6278–12556	9417–18834	12556–25122	–	–	–	–	–
0.72–0.14	1384	1765–3529	3529–7058	5882–11764	7058–14117	10588–21175	–	–	–	–	–	–
0.64–0.13	1570	2002–4004	4004–8004	6673–13345	8007–16014	12011–24021	–	–	–	–	–	–

注：更低的输出转速，查R/R的减速比即可。　　Note:Lower output speed,please look up ratio of R/R.

◎尺寸图表/Dimension sheets

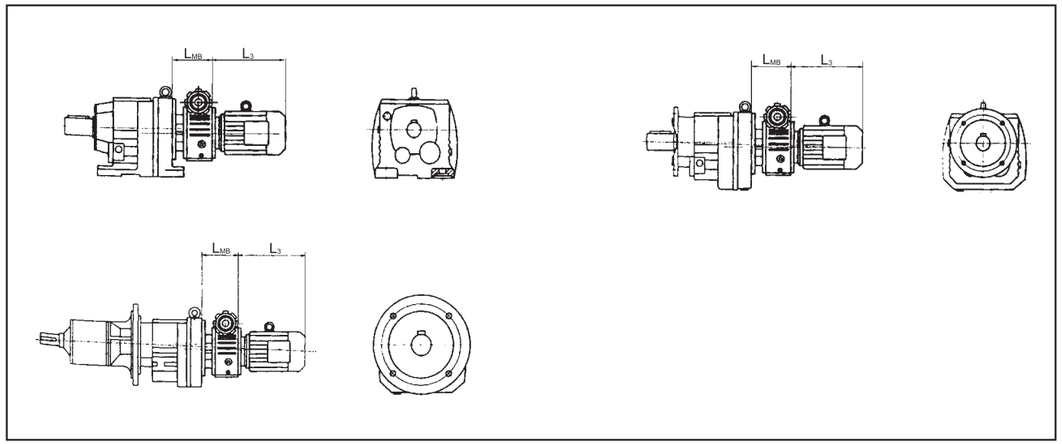

◎LMB尺寸表/LMB Dimension sheets(mm)

机座号 Size of MB	02	04	07	15	22、40	75
LMB	99	115	137	173	208	249

注：减速器的安装尺寸和安装方位参照F系列，L3尺寸查电机尺寸。
Note:For mounting dimension and position,plesase refer to F series.For dimension of L3,please refer to that of motor.

※MB–S组合系列无级变速机 MB–S combination series variator

◎MB–S系列产品代号编写方法/Compiling metho of MB–S series product code number

MB 70 – Y 0.75 – S A F 57 – 23.8 B3 S – A

- A：输出端方向：A–轴或法兰在左；B–轴或法兰在右
  Direction of output:A–Sigle shaft or flange at left B–Sigie shaft or flange at right
- S：输出形式：S–双面实心轴；S1–双面法兰
  S–double soltid shaft,S1–double flange
- B3：安装方位
  Mounting position
- 23.8：公称减速比
  Nominal ratio
- 57：机座号
  Type of gear umits
- F：装配形式：F–法兰式；T–扭力臂式；底座省略。
  Type of mounted:F–Fangle–mounted,T–Torque arm–mounted, Foot–mounted omission
- A：输出形式：A–空心轴；实心轴省略
  Type of output shaft:A–hollow shaft,Sori shaft
- S：系列S系列斜齿轮–蜗轮减速机
  Series S–Series helical–worm geared motors
- 0.75：电机功率（输入轴型省略）
  Montor power(Omit expression with input shaft)
- Y：输入端形式：Y–配电机型；输入轴型省略
  Type of input:Y–montor–style;Omit expression with input shaft
- 70：变速机机座号
  Variator type code
- MB：系列MB系列无级变速机
  Series MB–serie variator

注：轴或法兰的位置代号A、B方向是从电机尾部沿轴线方向确定。
Note:Position of the output flange and shaft which express in A、B are seen from the end of the motor.

◎MB–S型选型方法/MB–S series selection sample

例：选输出转速范围9.1~1.82r/min，即减速比IN=110，
需恒扭矩500N・m，均匀负载，每天运行8小时，环境温度
40℃，即可确认使用系数KA=1.00，Kt=1.5，
$M_2min \geqslant M2 \cdot KA=500N \cdot mx1.00=500N \cdot m$，
根据MB–S型号规格表，无级要选MB15型，选功率1.1kW，
即$M_2min=614N \cdot m > 500N \cdot m$，
确认蜗轮减速机的
$MN_2 \geqslant Ms \cdot KA \cdot Kt=500 \times 1.00 \times 1.5=725N \cdot m$
根据MB–S组合表：MB15型可配S67、S77、S87、S97，
查S系列传动能力表，当iN=110时，选S77型，
即$MN_2=940N \cdot m > 725N \cdot m$
要求法兰面安装，B52安装，A向实心轴，则型号为：
MB15Y–1.1SF77–110–B52–A。

Example:Output speed 9.1~1.82r/min,that is,ratio 110,required constant torque 500Nm,uniform load,operating for 8 hours per day,ambient temperature 40℃,that is,useful factor KA=1.00,
Kt=1.5,$M_2min \geqslant M2 \cdot KA=500N \cdot mx1.00=500N \cdot m$,
according to model and specification list,shoose MB15,motor power 1.1kW,so $M_2min=614N \cdot m > 500N \cdot m$,
affirm rated permissible output torque of worm geared:
$MN_2 \geqslant Ms \cdot KA \cdot Kt=500 \times 1.00x1.5=725N \cdot m$
after looking up in MB–S combination table,this show Mb15 type may combine with S67,S77,S87 and S97,and checking RV series transmission capacity table,when ratio is 110,combine with S77,
$MN_2=940N \cdot m > 725N \cdot m$
required flange–mounted,mounting mode B52
A direction solid shaft,Model is expressed:
MB15Y–1.1SF77–110–B52–A。

※MB–S组合系列无级变速机 MB–S combination series variator

◎MB–R组合表/MB–R combination table

MB机座号 Size of MB	MB02	MB04	MB07	MB15	MB22、MB40	MB75
可配S机座号 MB series may combine with S series	S37 S47 S57 S67 S77	S37 S47 S57 S67 S77 S87	S67 S77 S87 S97	S67 S77 S87 S97	S77 S87 S97 S107 S127	S97 S107 S127

◎MB–S型号规格表/Model and specification list of MB–S speed variator

TYPE		02	04	07		15		22	40		75	
输入功率(kW)input power		0.18	0.37	0.55	0.75	1.1	1.5	2.2	3	4	5.5	7.5
调速范围(r/min)speed range iN		输出转矩/output torgue N.m										
42–8.4	23.8	27–55	55–110	92–183	110–220	165–330	220–440	330–660	440–880	586–1173	825–1649	1100–2199
34–6.9	29.1	34–67	67–134	112–224	134–269	202–406	269–538	403–807	538–1076	717–1434	1008–2017	1344–2689
31–6.1	32.6	38–75	75–151	126–251	151–301	226–452	301–602	452–904	602–1205	803–1607	1130–2259	1506–3012
27.1–5.4	36.9	43–85	85–170	142–284	170–341	256–511	341–682	511–1023	682–1364	909–1818	1279–2557	1705–3410
24.3–4.9	41.1	47–95	95–190	158–316	190–3802	285–570	380–760	570–1139	760–1519	1013–2025	1424–2848	1899–3798
21.5–4.3	46.5	54–107	107–215	179–358	215–430	322–644	430–859	644–1289	859–1719	1146–2292	1611–3222	2148–4297
19.5–3.9	51.3	59–119	119–237	198–395	237–474	356–711	474–948	711–1422	948–1896	1264–2528	1778–3555	2370–4740
17.4–3.5	57.5	66–133	133–266	221–443	266–531	398–797	531–1063	797–1594	1063–2125	1417–2834	1992–3985	2657–5313
14.7–2.9	67.8	78–157	157–313	261–522	313–626	470–940	626–1253	940–1879	1253–2506	1671–3341	2349–4699	3132–6265
13.6–2.47	73.7	69–137	137–274	228–457	274–548	411–822	548–1097	822–1645	1097–2193	1462–2924	2056–4112	2742–5483
11.5–2.29	87.3	81–162	162–325	271–541	325–680	487–974	650–1299	974–1949	1299–2598	1732–3464	2436–4871	3248–6495
10.2–2.03	98.5	92–183	183–366	305–611	366–733	550–1099	733–1466	1099–2199	1466–2931	1954–3908	2748–5496	3664–7328
9.1–1.82	110	102–205	205–409	341–682	409–818	614–1228	818–1637	1228–2455	1637–3274	2182–4365	3069–6238	4092–8184
8.1–1.63	123	114–229	229–458	381–763	458–915	686–1373	915–1830	1373–2745	1830–3660	2440–4881	3432–6863	4576–9151
7.2–1.44	139	129–259	259–517	431–862	517–1034	776–1551	1034–2068	1551–3102	2068–4137	2758–5516	3878–7756	5171–10342
6.5–1.30	154	143–286	286–573	477–955	573–1146	859–1719	1146–2292	1719–3437	2292–4583	3056–6111	4297–8593	5729
5.7–1.14	175	163–326	326–651	543–1085	651–1302	977–1953	1302–2604	1953–3906	2604–5208	3472–6944	4883–9765	–
4.9–0.99	203	189–378	378–755	629–1259	755–1510	1133–2265	1510–3021	2265–4531	3021–6041	4028–8055	5664–11327	–
4.4–0.87	229	213–426	426–852	710–1420	852–1704	1278–2556	1704–3408	2556–5111	3408–6815	4543–9087	–	–
4.0–0.79	252	234–469	469–937	781–1562	937–1875	1406–2812	1875–3750	2812–5625	3750–7500	5000–9999	–	–
3.5–0.71	283	263–526	526–1053	877–1755	1053–2106	1579–3158	2106–4211	3158–6317	4211–8422	5615–11229	–	–
3.1–0.62	324	301–603	603–1205	1004–2009	1205–2411	1808–3616	2411–4821	3616–7232	4821–9642	–	–	–

注：更低的输出转速，查S/R的减速比即可。 Note:Lower output speed,please look up ratio of S/R.

◎尺寸图表/Dimension sheets

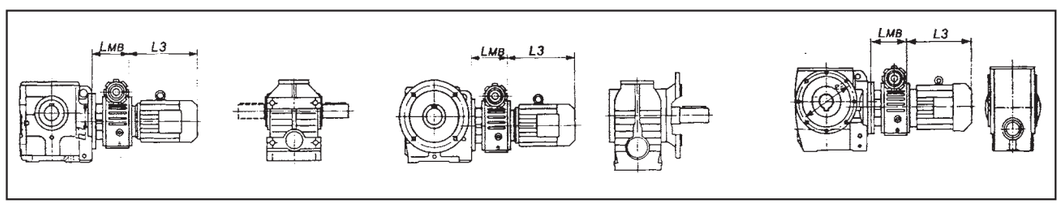

注：其它S系列外形图，详见S系列。 Note:Outline dimension of other's S series,pleasereferto S series.

◎LMB尺寸表/LMB Dimension sheets(mm)

机座号 Size of MB	02	04	07	15	22、40	75
LMB	99	115	137	173	208	249

注：减速器的安装尺寸和安装方位参照S系列，L3尺寸查电机尺寸。
Note:For mounting dimension and position,plesase refer to S series.For dimension of L3,please refer to that of motor.

※G系列全封闭齿轮减速机 G series closed geared motor

◎G系列产品代号编写方法/Compiling metho of MB–Gseries product code number

G L –W 28 – K – 0.55 – A – 50

- 50：减速比 ratio
- A：A:3–phase 50HZ 220/380(省略omit)
B:3–phase 60HZ 230/460
C:50HZ 220V 单相phase
D:特殊定制special design
- 0.55：所配电机功率 motor power
IEC标准法兰规格 IEC standard flange type
- K：直联专用电机（省略）Omit proprietary motor
S:直联制动电机 Break motor
K:采用IEC标准电机法兰 With IEC standard flange
Z:采用轴输入 With input shaft
T:特殊定制 Special design
- 28：减速机型号 Geared motor type
- W：安装形式 Sturcture for mounting:W.F
- L：箱体材料 Material of case:L.H
- G：减速机代号 Geared motor code:G

注：箱体材料：L–铝合金18、22、28 H–铸铁32、40、50；安装型式：W–底脚式 F–法兰式
Note:material of case:L–aluminium 18、22、28 H–castiron32、40、50;structure for mounting:W–foot–mounted H–flange–mounted

◎结构图例/stucture chart

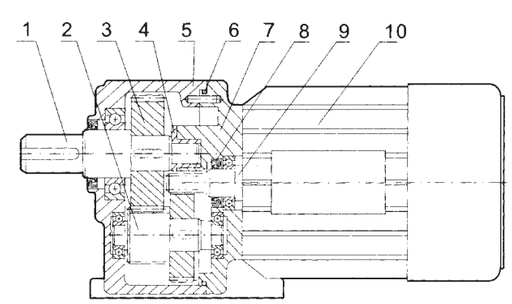

1输出轴	1 output saft
2齿轮轴	2 gear shaft
3齿轮	3 gear
4滑动轴承	4 bearing
5箱体	5 case
6O型圈	6 oil seal
7箱盖	7 cover boad
8骨架油封	8 oil seal
9电机轴	9 motor shaft
10电机	10 motor

※G系列全封闭齿轮减速机 G series closed geared motor

◎技术参数/tehnical date

功率 Power KW	机型号 type	减速比 Ratio	输出转矩 output torque N.M	输出转速 output speed r/min
0.12 0.18	18	3	3.4	460.0
		5	5.6	276.0
		10	11.2	138.0
		15	16.9	92.0
		20	22.5	69.0
		25	28.1	55.2
		30	33.8	46.0
		40	45.1	34.5
		50	56.3	27.6
	22	60	67.6	23.0
		80	90	17.3
		100	112	13.8
		120	135	11.5
		160	180	8.7
		200	225	6.9
0.25 0.37	22	3	7	460.0
		5	11.6	276.0
		10	23.1	138.0
		15	34.7	92.0
		20	46.3	69.0
		25	57.9	55.2
		30	69.5	46.0
		40	92.6	34.5
		50	115	27.6
	28	60	139	23.0
		80	185	17.3
		100	231	13.8
		120	277	11.5
		160	350	8.7
		200	350	6.9
0.55 0.75	28	3	14	466.7
		5	23.4	280.0
		10	46.9	140.0
		15	70.4	93.3
		20	93.9	70.0
		25	117	56.0
		30	140	46.7
		40	187	35.0

功率 Power KW	机型号 type	减速比 Ratio	输出转矩 output torque N.M	输出转速 output speed r/min
0.55 0.75	28	50	234	28.0
	32	60	291	23.3
		80	375	17.5
		100	469	14.0
		120	550	11.7
		160	550	8.8
		200	550	7.0
1.1 1.5	32	3	28.1	470.0
		5	46.9	282.0
		10	93.9	141.0
		15	140	94.0
		20	187	70.5
		25	234	56.4
		30	281	47.0
		40	375	35.3
		50	469	28.2
	40	60	563	23.5
		80	751	17.6
		100	820	14.1
		120	820	11.8
		160	820	8.8
		200	820	7.1
2.2 3.0	50	120	1120	11.8
		160	1320	8.8
		200	1320	7.1
	40	3	56.3	470.0
		5	93.9	282.0
		10	187	141.0
		15	281	94.0
		20	375	70.5
		25	469	56.4
		30	563	47.0
		40	751	35.3
		50	820	28.2
	50	60	1126	23.5
		80	1320	17.6
		100	1320	14.1

※G系列全封闭齿轮减速机 G series closed geared motor

◎技术参数/tehnical date

功率 Power KW	机型号 type	减速比 Ratio	输出转矩 output torque N.M	输出转速 output speed r/min
4	50	3	75	478.3
		5	125	287.0
		10	250	143.5
		15	375	95.7
		20	500	71.8
		25	626	57.4
		30	751	47.8
		40	1001	35.9
		50	1252	28.7
0.12 0.18	18/28	300	315	4.6
		375	350	3.7
		450	350	3.1
	22/32	600	500	2.3
		750	500	1.8
		900	500	1.5
		1200	500	1.2

功率 Power KW	机型号 type	减速比 Ratio	输出转矩 output torque N.M	输出转速 output speed r/min
0.25 0.37	22/32	300	500	4.6
		375	500	3.7
		450	500	3.1
	28/40	600	820	2.3
		750	820	1.8
		900	820	1.5
		1200	820	1.2
0.55 0.75	28/40	300	820	4.7
		375	820	3.8
		450	820	3.1
	32/50	600	1320	2.4
		750	1320	1.9
		900	1320	1.6
		1200	1320	1.2

◎使用与维护/Use and maintance

1 工作环境温度不大于40℃。 1/The ambient temperature less than 40℃
2 减速机最高工作温度不大于80℃。 2/The working temperature less than 80℃
3 减速机出厂已加注润滑脂，日常无须添加。 3/Reducer are supplied with oil
4 减速机使用00号减速机润滑脂。 4/The lubrication code is 00
5 全封闭任意位置安装无渗漏。 5/Proprietary oil to lubricate

◎电机的选用/about electric motor

1 本系列减速机直联配用三相普通电机，可附加电磁制动器。 1/Y series motor are designed with gear
2 本系列减速机亦可配用其它IEC标准输出法兰电机。 2/We can supply other series motor

◎其他说明/others

1 用户要求特殊定制时，请详细注明。 1/Please sign clearly if customers need specia design
2 本系列减速机可以双级串联使用。 2/This series reducer can be added in series

◎法兰式外形安装尺寸/Dimensions of flange–mounted geared motor

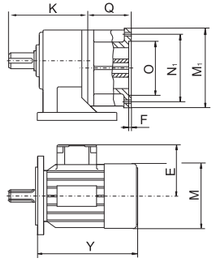

电机型号motor type	M	Y	E	O	N_1	M_1	F	Q
63	130	167	100	95	115	140	4	45
71	144	177	110	110	130	160	4.5	55
80	168	207	120	130	165	200	4.5	58.5
90	190	230	130	130	165	200	4.5	75
100	196	295	145	180	215	250	5	80.5
112	220	310	165	180	215	250	5	80.5

※G系列全封闭齿轮减速机 G series closed geared motor

◎产品特点/characteristics

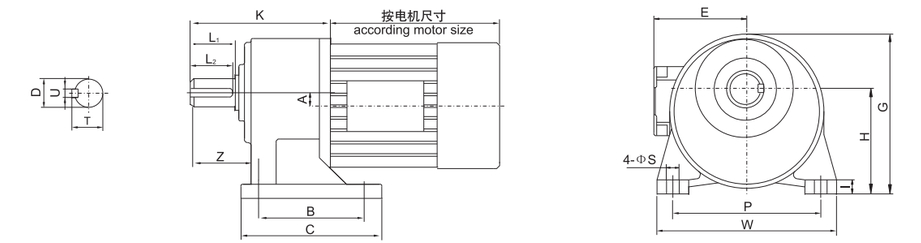

GL(H)W...

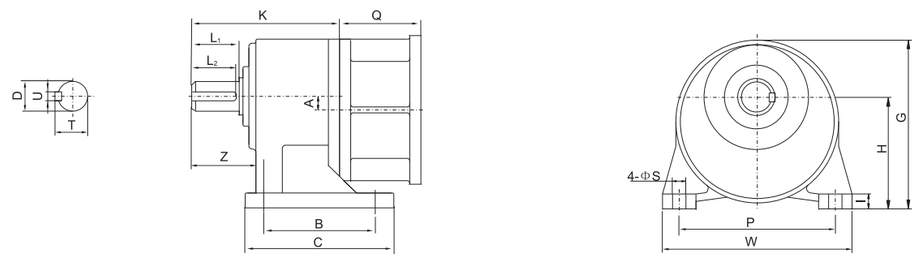

GL(H)W...K

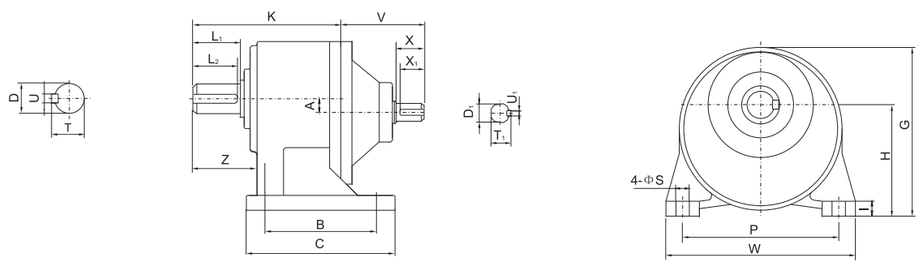

GL(H)W...-Z

◎卧式底脚外形安装尺寸/Dimensions of foot-mounted geared motor

机型号 type	装配电机机型 motor type	安装尺寸 mounting dimensions						轴伸尺寸shaft dimensions										外形尺寸overall dimensions						重量 weight
		A	B	P	H	S	Z	L_1	L_2	D(h6)	u	t	D_1(h6)	X	X_1	U_1	T_1	V	K	G	W	C	I	Kg
18	63	16.5	40	110	85	9	45	30	25	18	6	20.5	14	25	22	5	16		105	130	134	64	10	7.5
22	63、71	18	65	130	90	141	55	40	35	22	6	24.5	14	25	22	5	16		125	140	154	90	12	10
28	71、80	252	90	140	110	11	65	45	40	28	8	31	16	30	258	5	18		142	165	170	120	16	15
32	80、90	27	130	170	130	13	70	55	50	32	10	35	19	30	25	6	21.5		167	198	203	164	18	32
40	90、100	32.5	150	210	150	18	93	65	60	40	12	43	24	35	30	8	27	125	195	227	255	200	20	45
50	100、112	40	160	230	170	18	105	75	70	50	14	53.5	35	50	45	10	38	125	227	267	285	210	25	73

※G系列全封闭齿轮减速机 G series closed geared motor

◎产品特点/characteristics

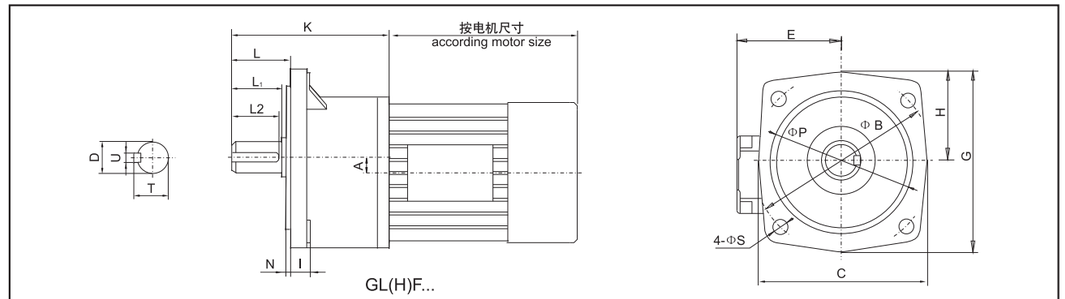

GL(H)F...

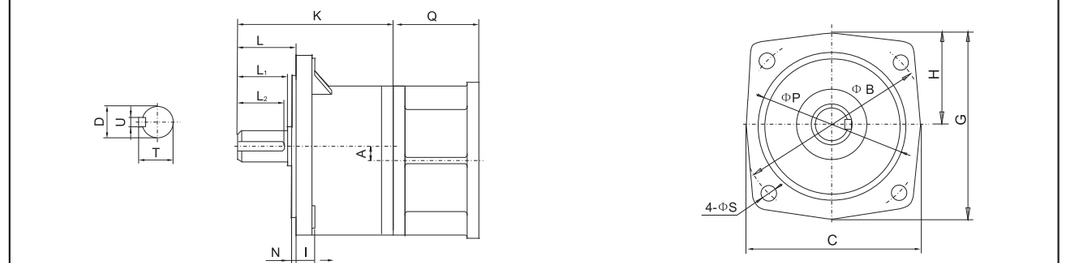

GL(H)F...K

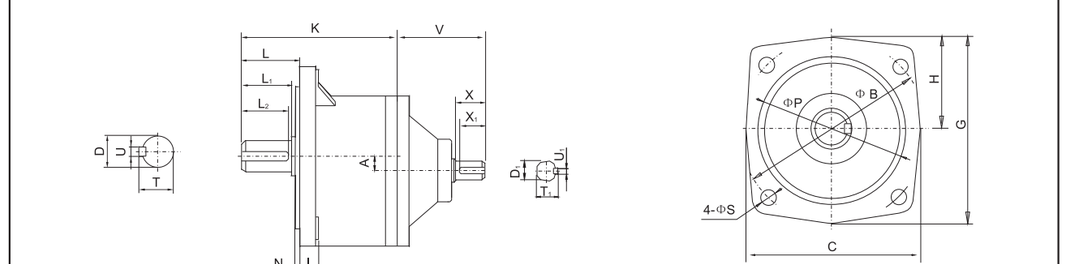

GL(H)F...-Z

◎法兰式外形安装尺寸/Dimensions of flange-mounted geared motor

机型号 type	装配电机机型 motor type	安装尺寸 mounting dimensions						轴伸尺寸shaft dimensions										外形尺寸overall dimensions						重量 weight
		A	B	P(h7)	H	S	N	L_1	L_2	D(h6)	u	t	D_1(h6)	X	X_1	U_1	T_1	V	K	G	L	C	I	Kg
18	63	16.5	170	145	80.5	9	3	30	25	18	6	20.5	14	25	22	5	16		105	158	33	154	12	7.5
22	63、71	18	185	148	79.5	11	4	40	35	22	6	24.5	14	25	22	5	16		125	165	44	165	12	10
28	71、80	252	215	170	94	11	4	45	40	28	8	31	16	30	258	5	18		142	193	49	186	16	15
32	80、90	27	250	180	108	13	4	55	50	32	10	35	19	30	25	6	21.5		167	230	59	213	18	32
40	90、100	32.5	310	230	130	18	5	65	60	40	12	43	24	35	30	8	27	125	195	283	70	262	20	45
50	100、112	40	360	270	150	18	5	75	70	50	14	53.5	35	50	45	10	38	125	227	331	80	302	25	73

G SERIES

※G系列全封闭齿轮减速机 G series closed geared motor

◎产品特点/characteristics

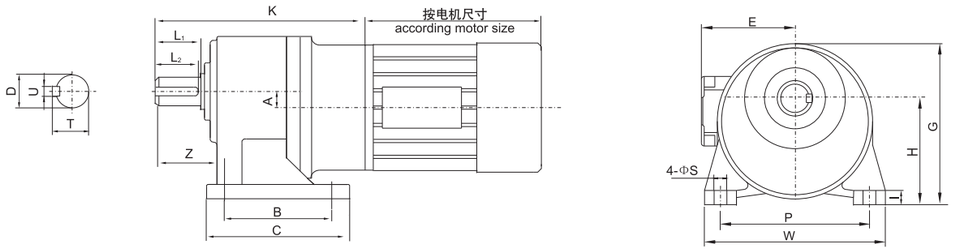

G(H)LW...

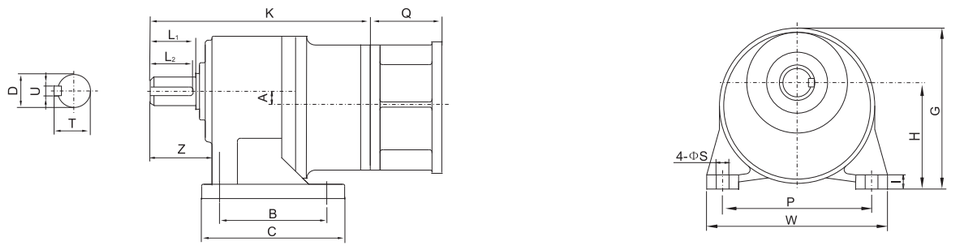

G(H)LW...K

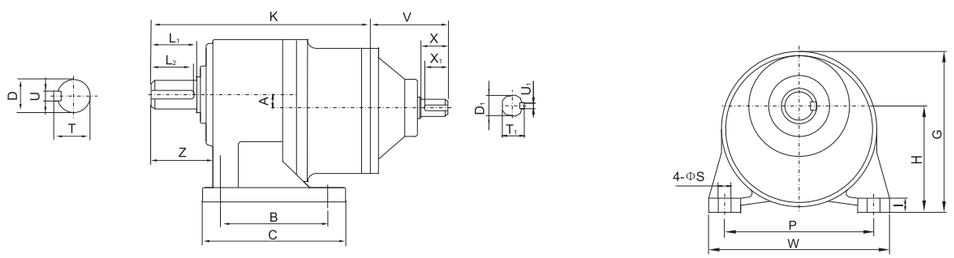

G(H)LW...-Z

◎双组卧式底脚外形安装尺寸/Dimensions of foot-mounted combination

机型号 type	装配电机机型 motor type	安装尺寸 mounting dimensions						轴伸尺寸shaft dimensions										外形尺寸overall dimensions						重量 weight
		A	B	P	H	S	Z	L_1	L_2	D(h6)	u	t	D_1(h6)	X	X_1	U_1	T_1	V	K	G	W	C	I	Kg
18/28	63	5.5	90	140	110	11	65	45	40	28	8	31	16	30	25	5	18		214	165	170	120	16	20
22/32	63、71	9	130	170	130	13	70	55	50	32	10	35	19	30	25	6	21.5		248	198	203	164	18	40
28/40	71、80	10.5	150	210	150	18	93	65	60	40	12	43	24	35	30	8	27		288	227	255	200	20	62
32/50	80、90	13	160	230	170	18	105	75	70	50	14	54	35	50	45	10	38		335	267	285	210	25	100

※G系列全封闭齿轮减速机 G series closed geared motor

◎产品特点/characteristics

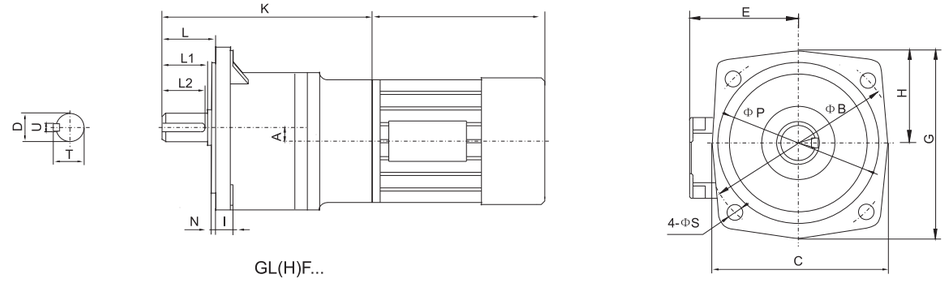

GL(H)F...

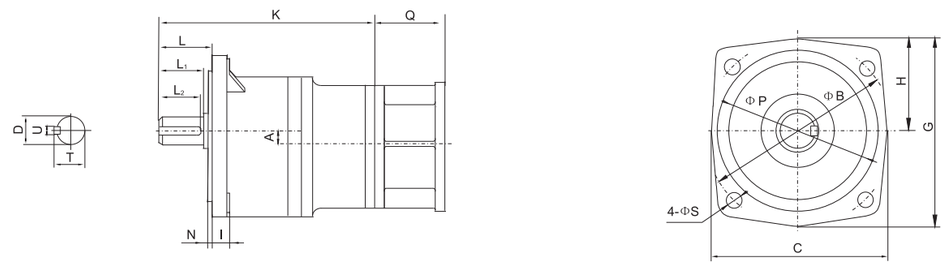

GL(H)F...K

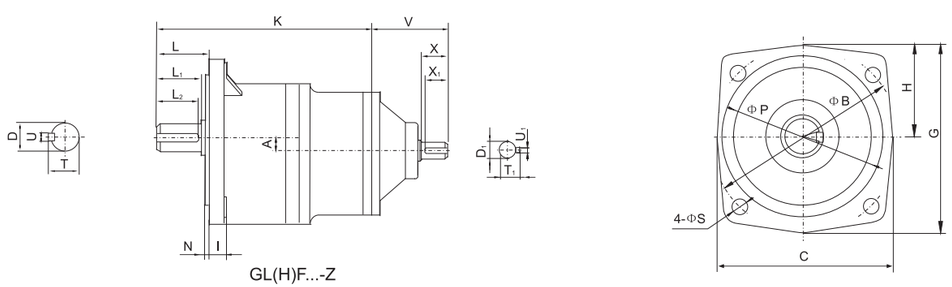

GL(H)F...-Z

◎法兰式外形安装尺寸/Dimensions of flange-mounted geared motor

机型号 type	装配电机机型 motor type	安装尺寸 mounting dimensions						轴伸尺寸shaft dimensions										外形尺寸overall dimensions						重量 weight
		A	B	P(h7)	H	S	Z	L_1	L_2	D(h6)	u	t	D_1(h6)	X	X_1	U_1	T_1	V	K	G	L	C	I	Kg
18/28	63	5.5	215	170	94	11	4	45	40	28	8	31	16	30	25	5	18		214	193	49	186	16	20
22/32	63、71	9	250	180	108	13	4	55	50	32	10	35	19	30	25	6	21.5		248	230	59	213	18	40
28/40	71、80	10.5	310	230	130	18	5	65	60	40	12	43	24	35	30	8	27		288	283	70	262	20	62
32/50	80、90	13	360	270	150	18	5	75	70	50	14	53.5	35	50	45	10	28		335	331	80	302	25	100

G SERIES

Y SERIES

※Y系列普通电机

◎Y系列普通电机及制动电机外形安装尺寸/dimensiions of Y common series motor and break motor

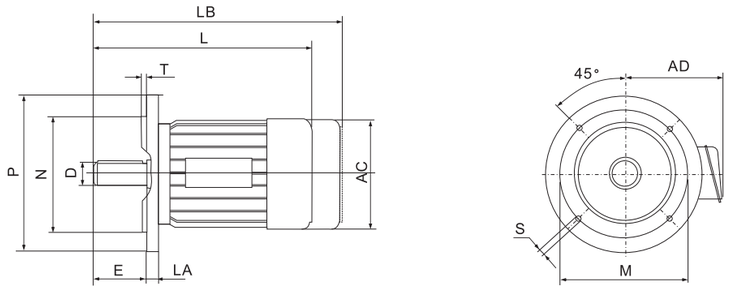

型号 type	极数 poles	AC	AD	D	E	L	LB	LA	M	N	P	S	T
63	4	144	134	11	23	209	301	9	115	95	140	8	3.5
71M	2~6	145	110	14	30	255	347	9	130	110	160	10	3.5
80M	2~6	166	145	19	40	285	372	10	165	130	200	12	3.5
90S	2~6	180	150	24	50	310	439	10	165	130	200	12	3.5
90L	2~6	180	150	24	50	335	464	10	165	130	250	15	3.5
100L	2~8	175	175	28	60	385	498	11	215	180	250	15	4
112M	2~8	185	185	28	60	400	520	11	215	180	250	15	4
132S	2~8	205	205	38	80	465	665	12	265	230	300	15	4
132M	2~8	205	205	38	110	505	705	12	265	230	300	15	4
160M	2~8	255	255	42	110	600	850	15	300	250	350	19	5
160L	2~8	255	255	42	110	645		15	300	250	350	19	5
180M	2~8	275	275	48	110	670		18	300	250	350	19	5
180L	2~8	275	275	48	110	710		18	300	250	350	19	5
200L	2~8	305	305	55	110	775		20	350	300	400	19	5
225S	4~8	325	325	60	140	820		20	400	350	450	19	5
225M	4~8	325	325	60	140	845		20	400	350	450	19	5
250M	4~8	485	380	65	140	930		22	500	450	550	19	5
280S	4~8	560	410	75	140	975		22	500	450	550	19	5
280M	4~8	560	410	75	140	1025		22	500	450	550	19	5

注：LB尺寸为制动电机尺寸　　Note:LB is the length code of break motor

◎电机机座及功率对照表/the compare table of type and power

型号 type	功率 Power		型号 type	功率 Power		型号 type	功率 Power		型号 type	功率 Power	
6314	0.12		90S-4	1.1		132M-4	7.5		225S-4	37	
6324	0.18		90L-4	1.5		160M-4	11		225M-4	45	
7114	0.25		110L1-4	2.2		160L-4	15		250M-4	55	
7124	0.37		100L2-4	3		180M-4	18.5		280S-4	75	
80M1-4	0.55		11M-4	4		180L-4	22		280M-4	90	
80M2-4	0.75		132S4	5.5		200L-4	30				

About Development 关于发展

在前进的路途中，我们坚持以“兴于品质，源于科技”为台星的宗旨，准确的把握市场的发展方向，不断创新的，追求完善的售后服务。并且时刻注意顾客的需求并不断努力而促进公司的发展。

公司始终坚持“以市场为导向，以科技求发展，以质量求生存，以管理求效益”的方针，在不断自我完善的同时，我们真诚的希望海内外的新老朋友光临公司，共展宏图。

On the way ahead, we adhere to "develop by quality and technology" as Taixing's philosophy to keep up with the market trend accurately and innovate continually to offer perfect after service. Also we always keep an eye to customers' needs and make constant efforts to promote our development.

Our company always adheres to the policy of "market orientation, development by technology, survival by quality and performance from management". While keeping improving ourselves continually, we sincerely hope that both old and new friends at home and abroad visit us for common development.